



PORT OF GUAM
ATURIDAT I PUETTON GUAHAN
Jose D. Leon Guerrero Commercial Port
1026 Cabras Highway, Suite 201, Piti, Guam 96925
Telephone: 671-477-5931/35 Facsimile: 671-477-2689/4445
Website: www.portguam.com



Eddie Baza Calvo
Governor of Guam
Ray Tenorio
Lieutenant Governor

REGULAR MEETING OF THE BOARD OF DIRECTORS
Jose D. Leon Guerrero Commercial Port
Wednesday, November 23, 2016
11:45am

ADDENDUM TO AGENDA

- I. CALL TO ORDER
- II. ELECTION OF OFFICERS
 - a. Board Secretary
- III. APPROVAL OF MINUTES
 - a. October 20, 2016 – Regular Board Meeting
- IV. PUBLIC COMMENTS:
 - a. Public Comments
 - b. Employee Comments
 - c. PAGGMA Association
- V. GENERAL MANAGER’S REPORT
- VI. OLD BUSINESS
- VII. NEW BUSINESS
 1. Retirement: Defined Benefits Plan
 2. USCG Academy: The Tide Rips
 3. Travel Authorization Request:
 - a. Regional Meeting – Heads of Maritime and Energy Pacific Region, National Convention Center, December 7-14, 2016, Port Vila, Vanuatu
 - b. **APP Winter Conference, January 11-13, 2017 Ritz-Carlton Kapalua Hotel, Maui, Hawaii**
- VIII. ADJOURNMENT



PORT OF GUAM
ATURIDAT I PUETTON GUAHAN
Jose D. Leon Guerrero Commercial Port
1026 Cabras Highway, Suite 201, Piti, Guam 96925
Telephone: 671-477-5931/35 Facsimile: 671-477-2689/4445
Website: www.portguam.com



Eddie Baza Calvo
Governor of Guam
Ray Tenorio
Lieutenant Governor

**MINUTES OF THE
REGULAR MEETING OF THE BOARD OF DIRECTORS
Thursday, October 20, 2016**

I. CALL TO ORDER

There being a quorum, the regular meeting of the Board of Directors was called to order at 11:50 a.m., Thursday, October 20, 2016. Present at the meeting were:

Francisco G. Santos, Chairman
Oscar A. Calvo, Vice Chairman
Timothy T. Kernaghan, Board Secretary
Melanie R. Mendiola, Member
Maria D.R. Taitano, Member
Joanne M.S. Brown, General Manager
Felix R. Pangelinan, Deputy General Manager (Operations)
Alfred F. Duenas, Deputy General Manager (Admin & Finance)
Atty. Therese Rojas, Co-Counsel

Also present was Senator Tom Ada's Office-Blaine Dydasco; Pacific Daily News-Chloe Babauta; Guam Post-Chris Wong; KUAM-Ken Quintanilla, Whisper Dela Cruz; Glimpses-Lara Ozaki and Port Management staff.

II. APPROVAL OF MINUTES

a. **September 21, 2016 – Regular Board Meeting:** Director Mendiola made motion to approve the minutes of September 21, 2016 subject to correction. The motion was seconded by the Vice Chairman and was unanimously passed.

III. PUBLIC COMMENTS

- a. **Public Comments:** None.
- b. **Employee Comments:** None.
- c. **PAGGMA Association:** Mr. Raymond Santos, PAGGMA President, presented the Port week events which includes shoot out, bowling, karaoke, golf and softball. He also mentioned that the Christmas Party is scheduled on December 3, 2016 at Hotel Nikko. Theme is *Christmas in Paradise*.

IV. GENERAL MANAGER'S REPORT

The General Manager's report was provided for Board's information. The following key item(s) are noted as follows:

1. **General Notice to Port Customers on Port's Five Year Tariff Petition.** On September 8, 2016, the Port sent a notice to Port customers regarding the Port's 5-year tariff petition in connection to PAG Docket 15-04. Purpose of the proposed rate adjustment is to generate adequate revenue to support port operations, fund capital investment programs under the Port Master Plan, such as the revitalization of H-wharf; construction of a new Port Administration Building, replacement of antiquated water lines, renovation of Gulf Pier and funding to address the buildup of Port revenue funds to achieve investment grade credit rating for anticipated bond issuance.

2. **Status Change Notification on Guam's Port Designation as a Strategic Port.** The Port received a letter on September 12, 2016 from the US Department of Transportation Maritime Administration notifying the Port that the US Army's Military Surface Deployment and Distribution Command (SDDC) has advised MARAD that SDDC is transitioning the Port of Guam into a new "Special Consideration" Strategic Commercial Seaport designation. The Strategic Seaport designation authority resides with the Commanding General SDDC. SDDC has determined that the commercial Port of Guam is an outside continental US seaport that is not currently required to support the deployment of US forces. The Strategic Seaport designation would coincide with deployment and DOD operational plans. However, the SDDC has placed the Guam Port under "Special Consideration" status due to its unique strategic location and importance to DOD. This new status will remove requirements of the Port of Guam in providing Readiness Reporting, updates for the National Defense Study, and Port Planning Orders. In addition, the Port Readiness Committee will be eliminated. The Port of Guam received its designation as the nation's 16th Commercial Strategic Seaport back in September 2009.

3. **US Department of Homeland Security's Federal Emergency Management Agency, Region IX Grants Management Division Financial Review.** On September 1, 2016, the Port received a letter from FEMA Grants Management Division regarding the status of FEMA's financial monitoring desk review of the Port of Guam made back in July 2016. Department of Homeland Security is required to conduct a programmatic and financial review at least every two years for each state and high-risk urban area. During the review, the monitor assessed whether the financial and administrative operations of the Port Authority of Guam properly accounted for the receipt and expenditure of DHS funds, whether expenditures were in compliance with federal financial regulations; and if expenditures were in compliance with the applicable funding parameters for the grants awards reviewed. FEMA determined that there were no compliance issues identified over the course of the desk review and no further action was required.

4. Status of Port's Equipment Procurement:

- a. **Bid No. GSA/PAG-021-15 Tractors:** Award was made to Far East Equipment. A total of eight (8) tractors are expected to be delivered on October 19, 2016. A second purchase order was signed with a delivery scheduled for December 20, 2016. The Port received the eight (8) tractors on October 13, 2016.
- b. **Bid No. GSA/PAG-018-15 Forklifts:** The 5-ton forklift was awarded to MidPac Far East. Expected delivery date is November 8, 2016. The 10-ton and 20-ton forklifts were awarded to Morrico and expected delivery is April 16, 2017. The 5-ton forklift arrived two weeks ago which is two months ahead of schedule. The forklift is still being prepped by MidPac Far East that is currently stored in CFS Building.
- c. **Bid No. GSA/PAG-015-15 Top Lifters:** Awarded to Morrico. Four (4) Top Lifters is expected to ship July 2016 and anticipated arrival is October 2016. The Port received the four (4) top lifters on October 14, 2016.
- d. **Street Sweeper:** Awarded to Morrico. Expected delivery date is December 30, 2016. The street sweeper arrived earlier than expected on October 13, 2016.

5. Port Tour for Transportation Command General. On September 13, 2016, a Port tour was conducted for General Darren McDew, US Transportation Command, Scott Air Force Base, Illinois. An overview was provided on the Port's current operations and equipment including an update on the Port's service capability to include information on the acquisition of additional yard equipment from top lifters, tractors, forklifts, man lifts, portable welding equipment and golf carts. The military makes up about thirty percent (30%) of the Port's customer base on an annual basis.

6. Matson Dedication for the Vessel Papa Mau. Matson held a vessel naming ceremony for its new Micronesian carrier "Papa Mau" on September 16, 2016 at the Port Authority. The vessel was named after the "Micronesian Grand Master Navigator" Pius "Mau" Paulug and was a part of Matson's 20th year anniversary celebration in Guam and Micronesia. Master Navigator Mau came from the island of Satawal and was introduced into the national spotlight in 1976 when he trained and assisted navigators to travel on a traditional canoe from Hawaii to Tahiti known as the Kokule'a. The Papa Mau now replaces the vessel Matson Islander that provides transshipment services to the Region.

7. Port Celebrates Labor Day 2016. The Port participated in the annual Government of Guam Labor Day Picnic at the Ypao Beach Park on September 4, 2016. This year's theme was "Kahat Mo'na Guahan-Build Guam Forward!" The event for the Port was chaired by Commercial and Planning divisions. This year, the Department of Administration (DOA) coordinated with the Port for a united celebration.

8. **Port Week Celebrations – 41 Years of Service and Dedication to Our Community.** The Port Authority of Guam celebrated its 41 years as an autonomous agency serving the People of Guam. The Opening Ceremony began on October 17, 2016 starting with the recognition of distinguished guests followed by the invocation, color guard/flag raising, parade of tractors, Governors proclamation presentation, Guam Legislature Resolution No. 487-33 presentation, and recognition of distinguished Port retirees. The Grand Finale is scheduled for October 21, 2016.

V. OLD BUSINESS

1. **TOS Project:** At this time, the members recognized the presence of Mr. Rob van Eyndhoven, Parsons Brinckerhoff to address the status of the terminal operating system (TOS) project. Mr. van Eyndhoven thanked the members and mentioned that the Port Authority implemented its TOS program on October 16, 2016. He said there were some delays due to familiarity with the new system, but overall the 'go-live' was successful. He further presented that the new TOS system is designed to improve visibility into operations, yard planning and gate processes, vessel load and discharge, information technology productivity, billing processes and management reporting. The new systems landscape gives management the tools to increase efficiency, decrease costs and measure the benefits.

VI. NEW BUSINESS

1. **RFP No. PAG-016-003 Technical Support Services – Port Gantry Crane:** Mr. Felix R. Pangelinan, Deputy General Manager of Operations (DGMO) said two (2) firms officially submitted their bid offer in response to the request for proposal. After careful evaluation of the proposals by the Evaluation committee, the results were finalized and the committee has determined that Matson Navigation is the most qualified, responsive and responsible offeror. As a result, management requests the Board to approve the award to Matson Navigation that has been deemed to have met all the requirements set forth in the request for proposal and is consistent with the Guam Procurement Regulations.

Director Kernaghan made motion to approve the contract award to Matson Navigation for RFP No. PAG-016-003 Technical Support Services in the amount of up to \$490,000.00 with the caveat that an increase in funds will require Board approval. The contract period is for one (1) year with one (1) year option to renew thereafter, not to exceed a total of four (4) years. The motion was seconded by the Vice Chairman and was unanimously approved.

2. **H-Wharf Renovation Plans:** Mr. Alfred F. Duenas, Deputy General Manager of Administration (DGMA) said in previous meetings, the Board was apprised of the rehabilitation of H-wharf. Recently, the Port was awarded \$10 million grant funding from the TIGER grant program. These funds will be used towards the construction phase of the H-wharf project. However, prior to moving forward, the Port is required to update the engineering certification to meet the timeline requirements for permitting. Back in 2014, the architectural design of H-wharf was prepared by Parsons Brinckerhoff, Port's Owner/Agent Engineer. As these design plans have been in place for two years, an update of the engineering certification is necessary. In light

of this, Board approval is being requested to authorize management to allocate the sum of up to \$225,000.00 to update the engineering certification to meet the timeline requirements for permitting for the H-wharf project. The funding source is through the Small Projects account.

The Vice Chairman made motion to authorize management to allocate the sum of up to \$225,000.00 from the Small Projects account to update the engineering certification for purposes of the permitting requirements for the H-wharf project, seconded by Director Mendiola. The motion was unanimously approved.

3. **A&E Design for Port Administration Building:** The DGMA mentioned that management is now looking to proceed with the construction of the new Port Administration Building, and therefore, would like to commence the architectural and engineering work to incorporate LEED design for this project. The estimated cost totals \$375,000.00 from the Small Projects account.

Director Taitano made motion to authorize management to allocate the sum of \$375,000.00 from the Small Projects account to begin the architectural and engineering design work for the construction of the new Port Administration Building, seconded by Director Kernaghan. The motion was unanimously approved.

4. **Budget Transfer Request – Public Utilities Commission:** The DGMA mentioned that the Port received an invoice dated October 18, 2016 from the Public Utilities Commission (PUC) for its annual assessment dues in the amount of \$123,125.00. The Board of Directors approved the Port's fiscal year 2017 budget and this particular item was budgeted at \$108,350.00, leaving a shortfall of \$14,775.00. The shortfall is due to the annual increase projected was higher than anticipated. Board approval is now being requested to cover the shortfall.

Director Mendiola made motion to authorize management to transfer the amount of \$14,775.00 from the PUC Consultant account to the PUC assessment account to cover the shortfall. The motion was seconded by the Vice Chairman and was unanimously approved.

5. **Ratification of:**
- a. **Resolution No. 2016-06 Anthony Q. Naputi**
 - b. **Resolution No. 2016-07 – Frank M. Fernandez**
 - c. **Resolution No. 2016-08 – Henry N. Reyes**
 - d. **Resolution No. 2016-09 – Vincent D. Pangelinan**
 - e. **Resolution No. 2016-10 – Jesusa A. Cruz**
 - f. **Resolution No. 2016-11 – Rudel J. Mangubat**
 - g. **Resolution No. 2016-12 – Alma B. Javier**
 - h. **Resolution No. 2016-13 – Michael J. Taitano**

Director Mendiola made motion to ratify Resolution Nos. 2016-06 thru 2016-13 relative to commending and congratulating respective port employees on their retirement from the Jose

D. Leon Guerrero Commercial Port. The motion was seconded by Director Kernaghan and was unanimously approved.

6. **Association of Pacific Ports – Executive Committee Secretary:** The General Manager said Director Kernaghan has served as the Executive Committee Secretary of the Association of Pacific Ports. The association is requesting for the Board to nominate a member to continue to serve in this capacity. Director Kernaghan made motion to nominate Director Maria Taitano to serve as the secretary of the Association of Pacific Ports Executive Committee, seconded by the Vice Chairman. The motion was unanimously approved.


7. **Travel Authorization Request:**

- a. **FEMA EMI Situational Awareness and the Common Operating Picture, November 7-11, 2016, Emergency Management Institute, Emmitsburg**
- b. **FEMA Center for Domestic Preparedness: Instructor Training & Emergency Response HazMat Training, November 6-19, 2016, Anniston, Alabama**

Director Taitano made motion to approve the travel authorization request as presented or as otherwise designated by the General Manager for item 7 of (a) and (b) under new business to include that Mr. Frank Lujan, Port Police division be added to participate in the travel for item (b), seconded by the Vice Chairman. The motion was unanimously approved.


VII. ADJOURNMENT

There being no further business to discuss, it was moved by Director Taitano and seconded by Director Kernaghan to adjourn the meeting at 1:10 p.m. The motion was unanimously passed.



TIMOTHY T. KERNAGHAN, Board Secretary
Board of Directors

APPROVED BY:



FRANCISCO G. SANTOS, Chairman
Board of Directors





Port Authority of Guam Goodwill and Morale Association
1026 Cabras Hwy., Suite 201, Piti, Guam 96915 Tel: 477-5931-4 Ext. 204/240

November 23, 2016

UPCOMING PAGGMA EVENTS:

- **GOV GUAM PARK AND RECREATION CO-ED SLOWPITCH SOFTBALL LEAGUE:**

TEAM PORT AUTHORITY

STANDINGS: 9 WINS AND 0 LOSSES

League organizers have declared PAG the 2016 League Champions due to all the cancellations and poor weather.

- **2016 PAG CHRISTMAS PARTY - SCHEDULED FOR SATURDAY, DECEMBER 3RD, 2016.**

CHRISTMAS PARTY WILL BE AT THE NIKKO HOTEL IN THE MAIN BALLROOM FROM 6PM TO 11PM. THERE WILL BE WONDERFUL DINNER, OPEN BAR, A BAND, DJ, PHOTO BOOTH AND MANY PRESENTS TO GIVE AWAY. PAGGMA MEMBERS ARE FREE, A PAGGMA MEMBER GUEST IS \$25.00 AND NON-MEMBERS ARE \$40.00

THANK YOU, PAGGMA

PORT AUTHORITY OF GUAM GOODWILL AND MORALE ASSOCIATION MEMBERS CHRISTMAS PARTY

Date: Saturday, December 3, 2016

PAGGMA Members "Free"

Time: 6:00 pm – 11:00 pm

Member's Spouse or 1 Guest **\$25.00**

Place: Hotel Nikko Guam,

All Non-Members **\$40.00**

Tasi Ballroom

For more information please

Corporate Tables: Ten People per

call Pia @ 477-5931 Ext 340

table \$500.00

or Betty @ Ext 302

~~REGISTRATION \$250.00~~

Raffle Prizes: Must be present to win

2016 CHRISTMAS MENU

Salad

Crispy Garden Salad
(Choice of Dressing: Thousand Island,
Japanese, Italian, Blue Cheese)
Spaghetti Salad Italian Style
Chilled Potato Salad

Carving

Chopped Roast Pork Platter
Steamboat

Dessert

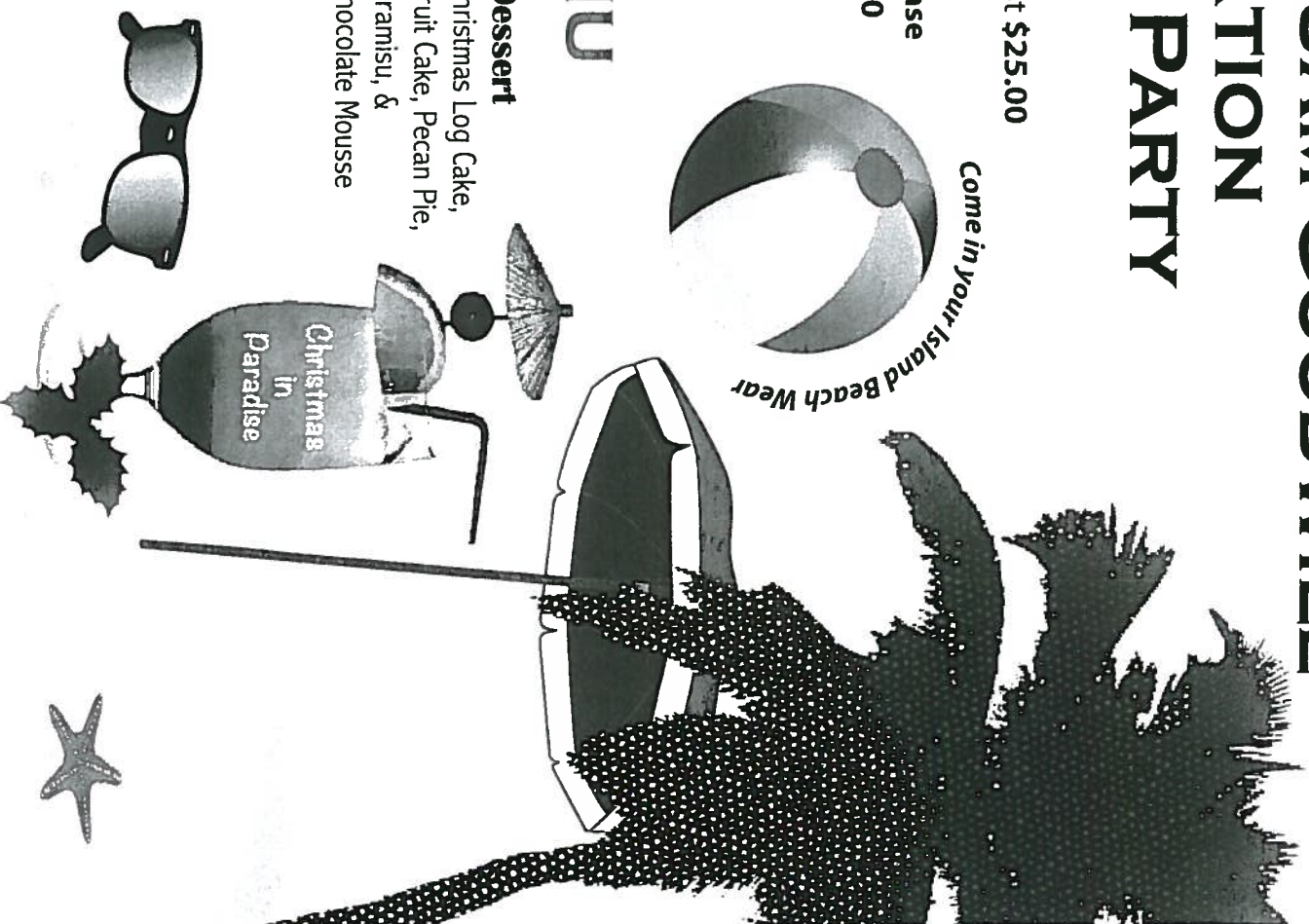
Christmas Log Cake,
Fruit Cake, Pecan Pie,
Tiramisu, &
Chocolate Mousse

Appetizer

Chicken Kelaguen, Beef Kelaguen
Fish Kelaguen
Sashimi Boat

Entrée

Baked Salmon w/ Butter Cream Sauce
Roasted Turkey w/ Gravy Sauce
Grilled Ham w/ Pineapple Sauce
Roasted Pork Loin w/ Herb Potato
Stir Fried Noodles w/ Shrimp "Pancit"
Sautéed Corn & Carrots
Steamed White Rice and Chamorro
Red Rice Dinner Rolls and Butter



General Manager Report
To
PAG Board of Directors
Wednesday, November 23, 2016

General Port Operations

Request to PUC on the Port's 5-Year Tariff Petition

On Monday, November 15, 2016, the GM signed the Port's Petition for the approval of its 5-Year Rate Increase to the Public Utilities Commission (PUC). As relayed to the PUC, the Tariff Rate Increase is part of a long term plan to allow the Port to keep pace with infiltration and fund all necessary Port Modernization Program (PMP) investments, future crane replacements and all other sustainability investments needed to operate self-sufficiently as an efficient and solvent business through the twenty (20) year planning horizon.

The general tariff increase requested for the first two years is seven (7%) and for the remaining three years of the 5- Year Tariff Petition at one (1%).

Outreach Meeting for Port's Five-Year Tariff Petition

The GM provided notice to all Shipping Agents and Port Users that the Port scheduled two Outreach Meetings with regards to its Five-Year Tariff Petition at the Port's Board Room. Acting Financial Affairs Controller Joann Conway facilitated the two meetings on Monday, November 14, 2016 at 2:00 p.m. and Tuesday, November 15, 2016 at 10:30 a.m. According to Controller Conway, there were no representatives from the Shipping Agents or Port Users in attendance at the Monday meeting. On Tuesday, November 15, 2016 representatives from Matson and Ambyth were in attendance. There were no questions asked but the representatives requested that tariff materials be emailed to them.

Continued Increase in Container Cargo and Decrease in Break bulk Cargo for August of 2016

According to Acting Financial Affairs Controller Joann Conway, the Port Authority of Guam as of September 30, 2016, has handled 102,917 containers. This represents an additional 12,155 or a 13% increase compared to last year in September of 2015 when the Port handled 90,762.

As for September 2016 Break Bulk numbers, the Port handled 9,494 revenue tons of Break Bulk cargo for a total of 195,578 since the beginning of the year representing a 16 % decrease from September of 2015 when the Port handled 21,835 revenue tons for a total of 233,541.

According to Ms. Conway, the Increase of 13,279 containers was divided into the following categories:

Import/Export	23%
Stuffed Transshipment	45%
Empty Transshipment	32%

Meeting with APL on New Weekly Service Operations

On Monday, November 15, 2016, the GM and Deputy GM for Operations Felix Pangelinan met with APL President and CEO Eric Mensing, Chief Operating Officer Edward Aldridge, General Manager John Selleck, and APL Liner Manager Ray Cruz-Hartley. The focus of the meeting was the impending public announcement later that afternoon by APL of its second ship, Vessel Saipan that will extend weekly service to Guam. The new vessel can accommodate up to 1,600 TEU which is an increase to the Vessel APL Guam that has the capacity of 1,000 TEU's. President Mensing relayed that with the growth in cargo volumes, APL will be able to accommodate the demand for both the military and local population. He is excited about APL's expansion in the Guam market and providing customers with another shipping option. He anticipated the arrival of the Vessel APL Saipan, once dry docking operations are completed, by the end of December of this year.

The GM responded that she was pleased to hear the good news and congratulated APL on their expanded services to Guam and the region. She also provided President Mensing with an update on the additional Yard equipment that has since been acquired by the Port to include the additional equipment that will be procured from the Port's 2017 budget and the additional Top Lifters that will be procured by MARAD for the Port of Guam. The GM also provided him an update on the Port's Tariff Petition and the anticipated projects that would be funded to include the renovations to Hotel Wharf, replacement of the water line in the Yard and the construction of a new Port Administration Building. President Mensing responded that he was pleased with all the additional capacity improvements that have been added to the Port infrastructure and looked forward to continuing a productive relationship with the Port of Guam.

Status of Port's Equipment Procurement

The following is the current status of the Port's Equipment Procurement:

1. **Procurement status for the Port's Tractors:** The Bid Opening at GSA for the Port's Tractors was held on Tuesday, March 8, 2016. According to GSA, no protests were filed and the Purchase Order was signed on Friday, April 22, 2016 to Far East

Equipment. A total of 180 days from the delivery of the Purchase Order have been provided for the delivery of the eight (8) tractors. Expected Delivery Date was originally scheduled for Wednesday, October 19, 2016. However an extension request was granted to extend to Friday, November 18, 2016. **A second Purchase Order was signed by the same vendor for an additional eight (8) Tractors on Thursday, June 23, 2016 with 180 days required for delivery scheduled for Tuesday, December 20, 2016.** The initial eight (8) Tractors arrived on-island at the Port from the Vessel Green Lake on **Thursday, October 13, 2016.** The vendor Far East Equipment turned over the Tractors to the Port on Friday, November 18, 2016.



Eight (8) new Tractors made part of the Port's inventory.

- 2. Procurement Status for the Port's Fork Trucks:** The Bid Opening was on held on Tuesday, March 8, 2016. According to GSA no protests were filed and the Purchase Order was signed on Thursday, April 21, 2016. The 5-Ton Forklifts that were awarded to MidPac Far East have a delivery date of 200 days that fell on **Tuesday, November 8, 2016.** The Purchase Order for the 10-Ton and 20-Ton Forklifts were both awarded to Morrico and has a delivery date of 360 days which falls on **Sunday, April 16, 2017.** The Port was notified on Tuesday, August 30, 2016 that the 5 Ton

Forklifts had arrived two weeks prior and were prepped by MidPac Far East. The forklifts were previously stored in CFS Building but have since been taken off site for further preparation. The Port anticipates the arrival of the Forklifts by Monday, November 28, 2016.

3. **Procurement status of the Port's four (4) Top Lifters:** As originally reported to the Board in February and March of this year, the bid for the four (4) Top Lifters was awarded to Morrico. The Top Lifters were formally turned over to the Port on Friday, **October 14, 2016**.
4. **Procurement status for the Port's Street Sweeper:** The bid opening was previously scheduled for Friday, April 22, 2016. However, it was initially moved to Friday, April 29, 2016 at 10:00 a.m. and then rescheduled to Monday, May 2, 2016. The bid was awarded to Morrico and the contractor has 240 days to deliver the Street Sweeper which is anticipated by **Friday, December 30, 2016**. The Street Sweeper arrived on-island at the Port from the Vessel Green Lake on **Thursday, October 13, 2016**. The vendor Morrico is currently preparing the Street Sweeper to be turned over to the Port a couple months ahead of schedule.
5. **Welding Equipment:** The bid for the Welding Machines was announced and advertised in the Pacific Daily News on Thursday, September 17, 2015. The bid was opened and read on Friday, October 16, 2015. The award was made by GSA to American Suppliers for two (2) Welding Machines and the Purchase Order was received by the vendor on Monday, November 23, 2015. The contractor had 90 days to deliver the Welding Machines which was anticipated by Sunday, **February 21, 2016**. However, the machines arrived earlier than expected on Thursday, **January 28, 2016**.
6. **Procurement status of the Port's Man Lifts:** As reported to the Board in February, the bid was awarded to Morrico was to have been received by the Port on Saturday **April 23, 2016**. The equipment was delivered to the Port on Thursday, June 2, 2016. However, as there was still additional servicing required for the Man Lifts and training that was to be provided to the Port employees to operate the Man Lifts. The equipment was not officially considered received by the Port until Wednesday, June 22, 2016. The Port has acquired two (2) Man Lifts, one with a 40-foot reach and another with a 126-foot reach.

Completion of Refurbishment for Tractor 92

As reported to the Board on Thursday, October 20, 2016, the Maintenance Division had initiated the process of refurbishing of Tractor 92 to provide reserve capacity for Port Operations. Repairs included bodywork for corrosion control, repainting, as well as, the replacement of

filters, fluids, hydraulic hoses, cylinders and repairs to the tractor's electrical system. Tractor 92 was returned back to operation on Thursday, October 27, 2016.

The Maintenance Division is now working on refurbishing Tractor 91.



Tractor 92 refurbished by Port mechanics and is currently operational.



PUGG Meeting for November 2016

The monthly meeting for the PUGG was held on Thursday, November 17, 2016. Attending on behalf of the Port were: GM, Deputy GM for Operations Felix Pangelinan, Operations Manager John Santos, Maintenance Manager Ernie Candoleta, Chief Planner Dot Harris, Transportation Superintendent Raymond Santos, Stevedore Superintendent Simon Pinaula, Terminal Superintendent Joe Ulloa, and Assistant Operations Manager Ken Calvo.

Attending on behalf of the PUGG were: APL/Norton Lilly Representatives Ray Cruz Hartley and Emy Reyes, Ambyth Representatives Andrew Miller, Greg David and Yvonne San Nicolas, MSA Representative Tony Reyes, Matson Representative Alex Peterson and CTSI/MELL Representative Annie Nonesa.

Attending on behalf of the U.S. Coast Guard were LCDR Christy Casey and Marine Casualty Investigator, Marine Safety Officer and Public Affairs Wade Thomson.

Operations Manager John Santos facilitated the meeting and provided a report on the status of the Port's Capital Improvement Projects. He began with the anticipated canopies to be installed at EQMR, the Drum Lot and the additional repair location for the Top Lifters between EQMR and the Welding Shop. He relayed that flood zone maps were required by Department of Public Works on each individual location in order to receive permit approval. Manager Santos also discussed the new striping project for the Yard to include the Safety Line for the rails and additional funding to address pothole repairs in the Yard. The GM commented that the Port had originally identified around \$350,000 in the previous FY 2016 Budget to address pot hole repairs in the Yard. However, additional funding was included in the FY 2017 Budget bring the total to over a million dollars. The proposed project will require PUC reviews as the total amount exceed one million dollars.

Manager Santos went on to discussed the proposed Reefer Plug Project for FY 2017 that will increase the current number of Reefer Plugs at 125 to an additional 56 for a total of 181 plugs. He stated that with anticipated increase in shipments, the new Reefer Plugs will be needed to keep up with shipping demands. Manager Santos also relayed that the initial eight (8) tractors have arrived and will be formally turned over for acceptance by the Port on Friday, October 18, 2016. In addition, he also stated that the additional (7) seven tractors should be on-island no later than January of 2017 with the remaining 8th tractor to arrive by February of 2017. He added that the Port's Street Sweeper has also arrived on-island. The Port's 10-Ton and 20-Ton are still scheduled for April for 2017.

Manager Santos reported that the Port had recently entered into a Technical Support Services Agreement with Matson on Friday, November 4, 2016 to assist the Port with the Maintenance of the cranes. Manager Santos stated that he wanted to respond to a question that was raised last month by Matson GM Bernie Valencia who inquired if the Port would have enough Operators for the new Port equipment. Manager Santos relayed that there were currently thirty-four (34) Port employees and seven (7) casuals that were onboard with an additional six (6) openings to be

filled. He added that the casual positions are being rated to include an additional Equipment Operator III was also being filled. He went on to discuss ongoing training for refresher courses and required certifications. Manager Santos also discussed the ongoing challenges to have fully staffed gangs when employees were on assigned military exercises, on-leave or had unexpected changes to the schedules that resulted from inclement weather that is beyond the Port's and the carrier's control.

Manager Santos went on to discuss his meeting with the Chamber of Commerce MAC Committee and relayed that he provided them with an update on the Port's 5-year Tariff initiative that was approved by the Port's Board on Wednesday, September 7, 2016.

Ambyth Representative Andrew Miller inquired if the Port's Maintenance staff was trained on making repairs to the newly acquired Port tractors. Manager Santos responded that the Port sent one of its lead mechanics for training at the factory who is now training fellow mechanics on the updates for the new tractors. Representative Miller also inquired on the status of positions for Tractor Operators and does the Port plan to outsource this service. Deputy GM Pangelinan stated that this is currently a challenge for the Port as it is with the private sector to acquire certified drivers. He stated that the Port is looking at opportunities to work with the Guam Community College and Department of Labor to develop a training or apprentice program to get more skilled workers in the transportation field.

Representative Miller also inquired about the two day time frame for the storage of hazardous cargo that is currently at two (2) days. He asked as to what happens in the case hazardous cargo arrives late on a Friday evening with only two (2) days to address removal? He added that since the Port does not discharge cargo until Monday, the two days would have already expired. The GM responded that the Port provides the two (2) days to give customers time to pick up their cargo without penalty. However, the Port is not at hazardous waste storage facility and would be subject to fines and penalties for the storage of such material. The GM stated that all carriers, as they have in the past, can make a Special Service Request if they need to move cargo out of the Yard during the weekend. This procedure has been in place for many years to accommodate such needs. She added that it was unlikely that the Port would look at extending the two (2) day timeframe.

Manager Santos went on to discuss the implementation of the TOS and stated that the system went live on Sunday, October 16, 2016. One of the main objectives of the system is to reduce or eliminate paper documentation. He did state that there are still some issues with the wireless signal in the Yard and that the Port was working with its contactor to address the dead spots in the yard.

Representative Miller brought up his concern about the financial impact on the carriers that resulted from the recent military operations on Monday, October 31, 2016, under orders from the Captain of the Port that suspended commercial activity within Apra Harbor for a period of eight (8) hours. LCDR Casey responded that there were no options to reschedule the event. Deputy GM Pangelinan also responded that these matters were out of the jurisdiction of the Port and that

if the carriers have a claim on adverse financial impact, they can file their claim with the federal government.

Another issue discussed brought up by the PUGG was how to address obtaining the required entry stamps by Customs on goods purchased by ship's crew on-island to be boarded onto their vessels. This has become a challenge on Sunday evenings when Customs is not readily available and a ship is schedule to get underway. Deputy GM Pangelinan stated that the Port can further discuss this issue with Customs to address possible solutions.

LCDR Casey announced that training would be provided at the Incident Command Center on Tuesday, November 29, 2016 and Thursday, December 8, 2016 for Level 300 and 400 for interested parties. Deputy GM Pangelinan added that the Port can also provide training for Level 300 and 400 as well.

An inquiry was made as to the status of the barge that was hauling a vessel currently berth at Hotel Wharf. Deputy GM Pangelinan responded that the barge is being towed to the Philippines and that there was no transaction of activity related to the barge while at Hotel Wharf.

Port Management Participation in Bosslift with the U.S. Coast Guard

On Thursday, November 17, 2016, the GM and Deputy GM for Operations Felix Pangelinan participated in the Bosslift event with the U.S. Coast Guard. The intent of the Bosslift is to provide employers in the public and private sectors with a better understanding of duties that their employees who are also service members in the Guard and Reserve experience when they are on military duty and away from their civilian jobs.



A "Bosslift" sponsored event by ESGR conducts a tour in support of the men and women serving in the Guard and Reserve members.

The event was sponsored by the Employers Support of the Guard and Reserve or ESGR. The participants boarded Vessel 45 and were provided a tour of Apra Harbor to include the Port and Orote Point.

ESGR Director for Military Outreach and ESGR Volunteer John Bell, who previously worked with the Port as legal counsel, met with the GM and Deputy GM Pangelinan on Wednesday, November 9, 2016 to discuss the work of ESGR and the Port's participation in supporting its eleven (11) Guard and Reserve Members. Director Bell relayed that ESGR can provide information and assistance to the Port concerning the employees work duties and service duties. The GM and Deputy GM on behalf of the Port signed a Statement of Support for the Guard and Reserve.

105th AAPA Annual Convention

Chairman Frank Santos and the GM attended the 105th AAPA Annual Convention that was held in New Orleans, Louisiana from Sunday, October 23, 2016 to Wednesday, October 26, 2016. A number of topics were presented and discussed to include: Congressional Insights on trace and Ports, Industry and Government Outlooks in the Global and Domestic Supply Chains and Private Sector Port financing, Investment and Development Initiatives. The Guam Delegation was also requested at this meeting by the Latin American Delegation to attend their regional meeting that was held on Monday, October 24, 2016. More details concerning the convention are included in the GM's Travel Report.

Port Authority of Guam MagPRO Winners for 2016

The following Port Authority employees were selected as MagPro Winners for 2016:

Employee of the Year – Safety Inspector II Joshua Candoleta
Employee of the Year – Maintenance Custodian Jacqueline Eclavea
Employee of the Year – Cargo Checker Colby-John L. Santos
Employee of the Year – Environmental Compliance Specialist Paul B. Santos
Supervisor of the Year – Port Police Supervisor David B. Esplana
Supervisor of the Year – Tariff Supervisor Jennifer Leon Guerrero
Supervisor of the Year – Cargo Checker Leader Anilo L. Pronoble
Male Athlete of the Year – Supervisor II Junior Topasna

This year the Port's Strategic Planning Division was awarded the Project/Program of the Year for their exceptional work in grant procurement and administration of Port development projects. In addition, the Port Authority of Guam Goodwill and Morale Association (PAGGMA) was once again selected as the Employees Association of the Year for the Government of Guam. This is the fifth (5th) consecutive year in a row that PAGGMA was recognized as the overall Outstanding Employees Association!

The Banquet event to present the award to the employees was held on Saturday, November 19, 2016 at the Dusit Thani Guam Resort in Tumon. All Government of Guam employee MagPRO

Winners have been granted two (2) days of administrative leave from the Governor of Guam in recognition for the service.



L-R: Chief Planner Dot Harris, Deputy General Manager Operations Felix Pangelinan, General Manager Joanne Brown, Maintenance Custodian Jacqueline Eclavea, Administrative Assistant Betty Wusstig-Perez, Planner IV Jose Javellana, Planner IV Donna Lizama-Acosta, Cargo Checker Leader Anilo L. Pronoble, Tariff Supervisor Jennifer Leon Guerrero, Environmental Compliance Specialist Paul Santos, Safety Inspector II Joshua Candoleta, Cargo Checker Leader Anilo Pronoble, and Port Police Supervisor David B. Esplana.

Port Week Celebrations – 41 years of Service and Dedication to Our Community

On Friday, October 21, 2016, Port Week Celebrations continued with the Employee Awards Recognition Ceremony that was held at 10:00 a.m. in front of the Port Board Room. Marine Traffic Controller Helen Aguon served as the Mistress of Ceremonies for the event and acknowledged distinguished guest to include Board Chairman Frank Santos and the Honorable Congresswoman Madeleine Bordallo and Board Vice Chairman Oscar Calvo. Chairman Santos provided Welcoming Remarks and stated that today was a special day to recognize the accomplishment of the Port of Guam Employees. He thanked everyone for their hard working contributions and the overall success of the Port's 41st celebrations. The program then proceeded to the Presentations of Awards. The GM announced the names of the Port employees that were recognized for their Years of Service and accumulated Sick Leave hours ranging from 1,500 to a high of 3,000.

The following Port Authority employees were recognized at the Grand Finale for the following:

Sick Leave

- 3000 Hours: Assistant Harbor Master Charlene Yatar
- 2500 Hours: Engineer II Enrique Conde
- 2000 Hours: Electrician Leader Ronnie Cruz, Winch Operator Frankie Peredo, Port Police II Jerry Sanchez, Preventive Maintenance Mechanic Supervisor Alfred Torres, Terminal Superintendent Jose Ulloa
- 1500 Hours: Equipment Operator Leader Anthony Concepcion, Port Police Supervisor Jesse Flores, Heavy Equipment William Hudson, Planner Work Coordinator Francisco Okazaki, Mobile Equipment Service Worker Jorge Pecina, Preventive Maintenance Mechanic Leader George Piolo, Stevedore Supervisor II Junior Topasna, Equipment Operator II Antonio Untalan
- 1000 Hours: Port Police Chief Doris Aguero, Welder II Earl Aquai, Equipment Operator II Pedro Castaneda, Port Police Supervisor David Esplana, Equipment Maintenance Superintendent, Planner IV Dora Perez, Stevedore Benjamin Pineda, Planner Work Coordinator Wayne San Nicolas, Stevedore Rene Topasna

Years of Service

- 30 Port Police Supervisor Frankie Aguon, Cargo Checker George S. Duenas
- 25 Stevedore Supervisor I Robert Meeks, Accounting Technician II George Pecina, Stevedore Supervisor II Junior Topasna
- 20 Heavy Equipment Mechanic II Wilfredo Adonay, Port Police Supervisor Higinio Camacho, Commercial Specialist II Rita Carbullido, Personnel Specialist II Shawn Cepeda, Maintenance Custodian Lorenzo Cruz, Equipment Operator Leader Anthony Concepcion, Security Guard (Armed) Gerard Duenas, Stevedore Arthur Naputi, Planner Work Coordinator Francisco Okazaki, Winch Operator Frankie Peredo, Maintenance Planner Shannon Quenga, Winch Operator William Quidachay, Winch Operator Joseph Roberto, Transportation Superintendent Raymond Santos, Rigger Paul Tedtaotao

Employee Awards Recognition Ceremony

Congresswoman Madeleine Bordallo, Port Board Chairman Francisco Santos, General Manager Joanne Brown and Port Board Vice Chairman present the awards to port employees.



Engineer II Enrique Conde – 2500 hours sick leave.



Equipment Maintenance Superintendent Jorge Javelosa – 1000 hours of sick leave.



Equipment Operator Leader Anthony Concepcion – 1500 hours of sick leave and 20 years of service.



Stevedore Superintendent Simon Pinula accepts an award on behalf of Stevedore Benjamin Pineda – 1000 sick leave hours.



Commercial Specialist II Rita Carbullido – 20 years of service.



Personnel Specialist II Shawn Cepeda – 20 years of service.



General Accounting Supervisor Joann Conway accepts an award on behalf of Accounting Technician II George Pecina – 25 years of service.



Assistant Port Police Chief Christopher Roberto accepts an award on behalf of Port Police Supervisor Jesse Flores – 1500 sick leave hours.



Stevadore Joseph Roberto - 20 years of service.



Transportation Superintendent Raymond Santos – 20 years of service.



L-R: USCG Christy Casey and Wade Thomson converse with Port Board Chairman Francisco Santos along with Congresswoman Madeleine Bordallo at the Port Week Grand Finale celebration.



Port employees and Port tenants celebrate the Grand Finale festivity.

Port Safety Issues

Spiders On-Board Ocean Freedom Case No. 016-16

On Friday, October 14, 2016, the GM received a report from Environmental Compliance Specialist Paul Santos concerning the discovery of spiders on board the Vessel Ocean Freedom on Thursday, October 13, 2016. According to Specialist Santos, he was informed by Stevedore Supervisor I Reed Topasna that spiders had been found by Stevedore Leader George Quidachay on the deck of the Vessel Ocean Freedom. Terminal Supervisor Frank Cepeda also relayed that Equipment Operator II Ronnie Sablan and reported to him that more spiders were found on military cargo staged near the Mobile Harbor Crane.

Specialist Santos notified Supervisor I Topasna and Supervisor Cepeda to cease all operations until a further investigation was completed by Guam Customs and Quarantine. Specialist Santos then contacted Customs Officer II Raymond Taimanglo concerning the spiders found on-board the vessel and near the Mobile Crane. In response, Customs Officer II Anthony Doyle and Customs Officer II Ariel Hautea arrived and inspected the two locations. Photos and samples of the spiders were taken and forwarded to the Acting Chief of the Bio-Security Division from the Guam Department of Agriculture for further investigation.

Specialist Santos was then notified by Officer Doyle that the spiders were already on Guam and considered "domesticated." As a result, Specialist Santos contacted Supervisor Topasna and Supervisor Cepeda to inform them to commence operations. He also recommended that this incident be forwarded to the Accident Review Board for their review and to provide recommendations to the GM.

Property Damage on the Green Lake Case No. 017-16

On Thursday, October 13, 2016, the GM received a report from Safety Inspector Paul Salas concerning an incident that occurred that day that involved damage to the metal grading on Deck No. 6 of the Vessel Green Lake. Inspector Salas reported that Crane Operator Gerald Torres had been assigned to load military equipment from F-6 dock side to the vessel. Operator Torres was driving out a military tractor hauling a 40-foot, 20 ton cooling unit up the vessel's ramp to be staged on Deck No. 6. During this process, the cooling unit's landing legs scraped a 4-foot long by 8 inch wide section of the ramp. In addition, Inspector Salas reported that the landing legs had also damaged the metal grading on Deck No. 6. He also added that Transportation Supervisor Joseph Bamba was the assigned spotter for this equipment movement.

Inspector Salas determined that Operator Torres did not have previous experience operating the military equipment that had a module control to determine the mode of travel. Also, the tractor had a fixed 5th wheel that did not articulate and the tractors rear tires were lower than normal. Inspector Salas also reported that the Ambyth Agent Steve Jones acknowledged that the tire pressure on the rear wheels were also visibly lower than normal.

Inspector Salas concluded that the Operator Torres's unfamiliarity with the equipment, Supervisor Bamba's error in judgement as a spotter and the mode of travel selected on the tractor's controls were all factors that contributed to this incident. Inspector Salas recommended that all operators be trained with regards to the type of equipment that they are to operate. He also recommended that this incident be forwarded to the Accident Review Board for their review and to provide recommendations to the GM.

Hydraulic Oil Spill – Tractor No. 85 Case No. 018-16

On Wednesday, October 19, 2016, the GM received a report from Safety Inspector II Kenneth Santos that Transportation Leader Joaquin Meno informed him of a hydraulic oil spill at Area F. Equipment Operator II Ronnie Sablan had been assigned to operate Tractor No. 85 to support discharging operations for the Vessel Manunalei. It was during this process while Operator Sablan was disconnecting a 40-foot chassis that he noticed hydraulic oil leaking from underneath his tractor. Operator Sablan then reported the matter to Leader Meno.

According to Inspector Santos, approximately 10 gallons of hydraulic oil spilled onto the pavement. The National Response Center (NRC) was notified and Report No. 1161873 was issued. Transportation personnel assisted with the cleanup of the oil with the use of absorbent sand and pads.

Inspector Santos determined that the cause of the spill was due to wear and tear of the hose. In addition, he recommended that regular preventative maintenance be scheduled to address the replacement of hoses and other items. He also recommended that this incident be forwarded to the Accident Review Board for their review and to provide recommendations to the GM.

Suspicious Black Box Case No. 019-16

On Thursday, October 20, 2016, the GM received a report from Safety Inspector III Paul Salas concerning a suspicious black box that was reported that same day by Armed Security Guard Gerard Duenas to Safety Inspector III Paul Salas that was found at the High Tower Stairway. Inspector Salas meet with Police Officer II Jerry Sanchez who relayed that Stevedore Benjamin Pineda had been walking on the east side of the Container Freight Station (CFS) Building when he had noticed a suspicious black box left on the stairway of High Tower. Officer Sanchez and Inspector Salas verified a 6-inch by 12-inches plastic box located on the first step of High Tower.

Officer Sanchez then immediately evacuated personnel from the area and contacted 911 to alert all emergency responding units of the situation.

Security Guard Duenas reported to Officer Sanchez that Maintenance Custodian Jaqueline Perez claimed that the box belonged to her and that she had left the box containing an expandable hose behind after she had cleaned the restrooms in the building. During this time, Engine No. 7 from the Piti Fire Station and the Agat HAZMAT Team had arrived along with the K-9 unit from the Guam Airport Authority.

Officer Sanchez reported his findings to the emergency responders to include Fire HAZAMAT, Port Police, Port HAZMAT and Fire Personnel and a collective decision was made that there were no further threat to the Port Authority of Guam and its employees. That afternoon at 2:05p.m., the Port Authority of Guam resumed to normal operations.

Inspector Salas determined that all actions taken and procedures executed during this incident were appropriate. He recommended that all Port employees be more responsible and not leave any items behind in the Port compound. He also recommended that this incident be forwarded to the Accident Review Board for their review and to provide recommendations to the GM.

Damaged Property – Official No. 6298 Case No. 020-16

On Monday, October 24, 2016, the GM received a report from Safety Inspector II Joshua Candoleta concerning damage to the Safety Division's official Vehicle No. 6298. According to Inspector Candoleta, Detailed Safety Inspector II Robert Lau had parked at Area O facing the East side while he was monitoring Yard Operations at Area P. He further stated that Inspector Lau wanted to relocate the vehicle due to the arrival of Top Lifter at his location. As he attempted a U-turn to head back to F-6, he drove into a straight into a Jersey barrier damaging the front right bumper. Inspector Lau claims that the back of the barrier blended in with the pavement and was not as visible.

Inspector Candoleta received a report from Preventive Maintenance Supervisor Alfred Torres who provided a repair cost estimate of \$306.27. He concluded that the Jersey barrier was not butted up against the parking stalls like all the other barriers. He also relayed that the back of the barriers are not painted or marked for visibility.

Inspector Candoleta recommended that all stand-alone barriers, not to include those butted up against the parking stalls, be painted in yellow on all sides. He also recommended that this incident be forwarded to the Accident Review Board for their review and to provide recommendations to the GM.

Damaged Property- Official No. 6370 Case No. 021-16

On Tuesday, October 25, 2016, the GM received a report from Safety Inspector III Paul Salas concerning damage to Official No. 6370. According to Inspector Santos, Detailed Safety Inspector II Robert Lau was assigned to operate Official No. 6370. During his pre-operation inspection check Inspector Lau noted two dents on the left rear side of the official's fender. According to Inspector Salas the dents measured 1 (one) inch long by an eighth (8th) of an inch wide and one sixteenth (1/16) of an inch deep. Inspector Lau then contacted Inspector Salas and Port Police Officer II Jerry Sanchez to inform them of the situation.

The vehicle had been parked on the North side of the Administration Building by Safety Inspector II Kenneth Santos who was the last operator of the vehicle from 5:00 a.m. to 9:00 a.m. on Tuesday, October 25, 2016.

Inspector Salas reported that Inspector Santos had completed his After Operation Trip Ticket and indicated that there were no damages to the official vehicle.

Inspector Salas concluded that damage to the official truck may have been caused by the loading/unloading of equipment or other items or by someone walking by and making contact with the vehicle. He determined the cause of the damage to be unknown and recommended that this incident be forwarded to the Accident Review Board for their review and to provide recommendations to the GM.

Damaged Property at Area Q Case No. 022-16

On Wednesday, October 26, 2016, the GM received a report from Detailed Safety Inspector II Robert Lau concerning a damaged power pole at Area Q. According to Inspector Lau, Cargo Supervisor Joseph Tajalle contacted Safety Inspector III Paul Salas to report an incident that day involving Crane Operator Leader Jose Bamba who had been operating Top Lifter 16-07. Inspector Lau stated that Leader Bamba had been assigned to ground a leaking Horizon container containing liquid soap at Area W and was traveling through Area Q to park the Top Lifter across from the CFS Building. While traveling through Area Q, the left arm of the Top Lifter spreader struck a metal power pole, completely severing the pole from its base. The power pole hit a 20 foot Isotainer (IECU 100005-7) causing damage to the Isotainer's metal brace and lower frame. Inspector Lau further reported that Leader Bamba stated that the Top Lifter's mast obstructed his view on his left side and that due to a Matson trucker on the right side of his travel route, he traveled closer to the parked containers on his left side.

Inspector Lau also reported that there was a minor scratch and a small pain chip on the left side of the Top Lifter spreader. The Isotainer had a 4-inch long by 3-inch wide dent on the right side

and its metal support brace was dented causing the welded end to separate from the Isotainer body.

Electrical power to the pole was isolated and secured by Electrician Henry Santos for safety reasons. Engineer II Rick Conde provided a price quote for the replacement of the power pole at \$8,500.00. As for the scratch and paint chip on the spreader arm, Equipment Maintenance Superintendent Jorge Javellosa estimated the repair cost at around \$50.00.

Inspector Lau determined that the primary cause of this incident is attributed to inattention of the operator and not being more aware of his surroundings at the time of the incident. He recommended that this topic be discussed during the next Safety Briefing for the Transportation Division and also recommended that this incident be forwarded to the Accident Review Board for their review and to provide recommendations to the GM.

Leaking Container Case No. 023-16

On Thursday, October 27, 2016, the GM received a report from Safety Inspector II John T. Santos concerning a 40-foot leaking container that was reported to him by Chief Mate Carl Stein from the Vessel R. J. Pfeiffer on Tuesday, October 25, 2016. Matson Agent Tony Hargis was also notified about the leaking container and requested that it be discharged the following day as the discovery occurred during evening hours and there was not adequate visibility to determine the exact source of the leak.

On Wednesday, October 26, 2016, the leaking 40-foot container was identified and discharged from Bay No. 6 and relocated to Area W for further inspection. Environmental Specialists from Unitek Jeff Gumataotao and Gilbert Kusterbeck relayed that a pallet of liquid soap had been damaged during transshipment and leaked inside the container.

Inspector Santos reported that approximately 10-gallons of liquid soap had leaked inside the container. The contents of the container were removed, cleaned and then placed back inside by Unitek personnel. In addition, Detailed Safety Inspector Robert Lau and Port Police Officer II James Sandlin were present to during the cleanup process.

Inspector Santos determined that the primary cause of this incident was the improper securing and loading of contents in the container. He also recommended that this incident be forwarded to the Accident Review Board for their review and to provide recommendations to the GM.

Damaged Property – Gantry No. 6 Spreader Case No. 024-16

On Saturday, October 29, 2016, the GM received a report from Environmental Compliance Specialist Paul Santos concerning damage to the Gantry No. 6 Spreader. He had received a call

from Stevedore Supervisor I Robert Meeks to proceed to Gantry No. 6 to investigate damage to the spreader. Crane Operator Jacob Aquiningoc had reported that while he was hoisting a bundle of rebar, the vessel began to roll which resulted in the crane's spreader flapper catching the lip of the vessels lower twin deck resulting in damage to the left flapper of the gantry spreader.

Specialist Santos reported that there was no signal man present at the time of the incident. The spreader's left flapper was bent at the center but there was no damage to the vessel's deck. Specialist Santos relayed that Equipment Support Service Mechanic Manager Joaquin Pangelinan estimated the damaged flapper at \$150.00 to \$200.00

Specialist Santos determined that with the conditions on the vessel and the tight location of where the rebar cargos were stored, the crane operator had a hard time noticing the rocking motion of the vessel. Inspector Salas recommended that this incident be forwarded to the Accident Review Board for their review and to provide recommendations to the GM.

Hydraulic Oil Spill – Top Loader No. 16-10 Case No. 025-26

On Monday, October 31, 2016, the GM received a report from Safety Inspector III Paul Salas concerning a hydraulic oil spill from Top Loader No. 16-10. According to Inspector Salas he was informed by Transportation Leader Joaquin Meno of a hydraulic oil spill at F-4 next to the Terminal staging area. Equipment Operator III Kevin Sanchez had been assigned to operate – Top Loader No. 16-10 to issue and receive containers. While he was traveling towards F-4, he had a hard time steering the Top Lifter. He stopped the equipment and noticed that hydraulic oil had been leaking from the hose line.

Inspector Salas stated that the location of the leak on the hydraulic hose was on the crimped portion of the hose and the metal fittings. He reported that Equipment Support Service Manager Joaquin Pangelinan stated that the hydraulic hose leading to the hydraulic pump busted due to manufacturer defect and relayed the matter to Deputy GM for Operations Felix Pangelinan. Deputy Pangelinan informed the Maintenance Division that as the equipment was still under warranty the matter would be referred to the vendor. He then notified Sales Leader for Morrico Jennifer Cabuhat of the equipment failure and was informed that Morrico would address the repairs the following morning, Tuesday, November 1, 2016.

Inspector Salas went on to report that Transportation personnel utilized absorbent sand and absorbent pads to clean-up the hydraulic oil spill. The National Response Center was notified and Report No. 1162913 was issued. Specialist Santos determined that the cause of this incident was due to a defective hydraulic hose. He recommended that the Fleet Mechanics perform preventative maintenance inspections on all new equipment to identify potential mechanical problems before they occur. He also recommended that this incident be forwarded to the Accident Review Board for their review and to provide recommendations to the GM.

Damaged Property – Official No. 6370 Case No. 026-16

On Sunday, October 30, 2016, Environmental Compliance Specialist Paul Santos was assigned to operate Official Vehicle No. 6370. While Specialist Santos was conducting his pre-operation check, he noted a dent on the left corner of the official's rear bumper. He reported that the dents measured four inches long by an eighth of an inch wide, by one sixteenth of an inch deep. Specialist Santos reported that he attempted to report the matter to Safety Administrator Vince Acfalle but was not able to reach him by phone. He wanted to confirm if the dents were new or had been previously reported.

Safety Inspector III Paul Salas contacted Specialist Santos and informed him to call Port Police as the dents on the official were new. Police Officer II Mike Franquez and Port Police Captain Frank Aguon responded to Specialist Santos and relayed that the damage may have been reported earlier by Detailed Safety Inspector Robert Lau.

Specialist Santos stated that Inspector Lau was the last person to operate the vehicle and that he had parked the vehicle at the South side of the Administration Building at the end of his shift. He reported that Inspector Lau had completed his trip ticket and indicated that there were no damages to the vehicle.

Preventative Leader Alfred Torres estimated the damages to the vehicle to be around \$481.97

Specialist Santos determined that damage to the vehicle may have been the result of items being loaded or unloaded from the vehicle or damaged by a person walking by and making contact with the vehicle. He recommended that a new vehicle inspection checklist be generated and reviewed by Port Police or the Transportation Dispatcher. He also recommended that this incident be forwarded to the Accident Review Board for their review and to provide recommendations to the GM.

Damaged Property – Bull Rail by Cleat No. 50 and Vessel Patriot Case No. 027-16

On Thursday, November 3, 2016, the GM received a report from Safety Inspector III Paul Salas concerning an incident relayed Marine Traffic Controller Chris Salas concerning damages to the Vessel Patriot and a Bull Rail at Cleat 50. Inspector Salas reported that Cabras Marine Boat Captain Edgar Habinigay relayed that the vessel crew used new employees to tie town between F-2 and F-3. He also reported that while the Vessel Patriot was tied to the dockside, the stern line became loose causing the vessel to drift inward at a 45 degree angle and make contact with the Bull Rail at F-3 resulting in damages to the vessel and the Bull Rail.

Inspector Salas stated that there were scrape marks on the vessel measuring 6-feet long by 2-feet wide. In addition, the damages to the Bull Rail included a 2-foot by 2-foot scrape that was one and a half inch deep.

Inspector Salas determined that the stern line for the vessel that came loose was 1-inch. He stated that Detailed Marine Traffic Controller Christopher Salas reported that the prevailing western winds were between 25-mph to 35-mph at the time of the incident. Also Cabras Marine Supervisor Jerry Hammond was present on the dock and acknowledged the damages caused by the vessel. Port Police Officer II Angela Cabrera and Detailed Marine Traffic Controller Salas were also at the location after the incident. Engineer II Rick Conde estimated the damage to the Bull Rail at around \$490.00.

Inspector Salas recommended that vessel crew monitor their vessel closely and ensure that all lines are properly secured during inclement weather. He also recommended that this incident be forwarded to the Accident Review Board for their review and to provide recommendations to the GM.

Property Damage – Gantry 5 Spreader Case No. 028-16

On Wednesday, November 9, 2016, the GM received a report from Detailed Safety Inspector Robert Lau concerning damage to the spreader on Gantry 5. According to Inspector Lau he received a call from Transportation Leader Kin Meno to proceed to Gantry 5 to inspect property damage to the Gantry's spreader. Crane Operator Peter Quichocho reported that he had just completed loading 40-foot container into Bay No. 30 when the vessel began to roll resulting in the spreader flapper hitting the corner casting of another 40-foot container that was stowed adjacent to it. This resulted in damages to the left flapper facing the land side of the gantry spreader.

Inspector Lau reported that the spreader's left flapper was bent on the top of its mounting bracket. Fortunately there was no damage to the corner casting of the 40-foot container. Equipment Support Service Mechanic Manager Joaquin Pangelinan estimated the damaged flapper repair cost at \$150.00 to \$200.00

Inspector Lau determined that the damage to the flapper was the result of the rocking motion of the vessel. He recommended that this incident be forwarded to the Accident Review Board for their review and to provide recommendations to the GM.

Hydraulic Oil Spill-Forklift 08-165 Case No. 029-16

On Thursday, November 10, 2016, the GM received a report from Safety Inspector II Kenneth Santos concerning an incident involving a hydraulic oil spill from 10-Ton Forklift 08-165 that

had occurred on Wednesday, November 9, 2016. Inspector Santos had received a call from Cargo Checker Leader Paul San Nicolas requesting him to proceed to a staging area near the CFS Building. Cargo Checker George Duenas had been assigned to operate 10-Ton Forklift (08-165) to divan a 40-foot flat rack when he noticed oil leaking from a high pressure hydraulic host that was secured to the forklift's mast. Cargo Checker Duenas immediately stopped operating the forklift and informed Crane Operator II Derrick Balajadia of the situation.

Inspector Santos reported that Equipment Mechanic II Nestor Jardeleza determined that the cause of the incident was related to the wear and tear of the hydraulic hose. There were approximately 2-quarts of hydraulic oil that was spilled onto the pavement. This incident was report to the National Response Center and Report No. 1163696 was issued. Transportation personnel used absorbent sand and pads to clean-up the oil spill.

Inspector Santos determined that the primary cause of this incident due to the wear and tear on the forklift's high pressure hose. He recommended that this incident be forwarded to the Accident Review Board for their review and to provide recommendations to the GM.

Freedom of Information Act Request

Request from Elyze Iriarte

As reported to the Board during its Thursday October 20, 2016 Board Meeting, the Port had received a Freedom of Information Act Request on Monday, October 17, 2016, from Attorney Elyze Iriarte from the Law Firm of Iriarte, Camcho, Calvo for the following information:

1. All Leaser Agreements, or user agreements, and their amendments, between Mobil Oil of Guam, Inc., and the Port Authority of Guam for the lease and/or use of Golf Pier.
2. All documents referencing or demonstrating Mobil Oil of Guam, Inc.'s payment of wharfage or dockage fees to the Port Authority of Gaum from January 1, 2015, to present.

On Friday, October 21, 2016, the GM informed Attorney Iriarte that due to the breath of her request the Port would extend its time to a ten (10) day period and provide a response by Thursday, October 27, 2016.

On Thursday, October 27, 2016, Acting GM Felix Pangelinan provided a response on behalf of the Port.

Request from Joshua Walsh

As reported to the Board during its Thursday October 20, 2016 Board Meeting, the Port had received a Freedom of Information Act Request from on Monday, October 17, 2016, from Attorney Joshua Walsh from the Law Firm of Civile & Tang, PLLC for Guam Federation of Teachers requesting the following information:

1. The Memorandum of Understanding executed between the Port authority of Guam and the Maritime Administration (MARAD) for the "Port of Guam Improvement Enterprise Program",
2. The Promissory note and documents containing the Port's loan terms and obligations under the October 22, 2010 USDA loan appropriation for funding phase I-A of the Port Modernization Program;
3. The Promissory note and documents containing the Port's loan terms and obligations under the October 22, 2010 USDA Guaranteed Term Loan with ANZ;
4. The Promissory note and documents containing the Port's loan terms and obligations under the USDA Rural Development Community Facility Loan;
5. The documents containing the Port's terms and obligations under the Port Security Grant Program of the U.S. Department of Homeland Security program;
6. Any existing compilation, summary, list, or compiled matrix of current Port contracts, Memoranda of Understanding, debt obligations, or other written obligations with the United States Government or any entity or agency of the United States Government.

On Friday, October 21, 2016, Acting GM Felix Pangelinan provided a response to Attorney Walsh that his requested document were ready for pick up at the Port.

NOTE: Pages 25 thru 30 are Personnel Related Matters.

FEDERAL GRANT/LOANS & LOCAL FUNDING PROGRAMS
FY2016 Port Modernization Plan
Grant Strategy - Monthly Update

November 21, 2016

Summary Sheet of Funding/Financing

	Approved Amount	Expenditures	Remaining Balance	NOTES
Port Modernization				
Modernization	\$ 59,880,000.00	\$ 46,664,730.45	\$ 13,215,269.55	\$48.5M Port Enterprise Fund / \$10M US DOT TIGER GRANT H-Wharf
Security	\$ 2,151,928.00	\$ 796,217.63	\$ 1,355,710.37	
Marinas	\$ 381,181.00	\$ 38,681.00	\$ 342,500.00	
Port Police	\$ 12,646.73	\$ 12,646.73	\$ -	DPW Office of Highway Safety *Revised amount*
Grand Totals:	\$ 62,425,755.73	\$ 47,512,275.81	\$ 14,913,479.92	
Applications Pending	Requested Amount			NOTES
Operation "A dai he Hao" (Watch Out!)	\$ 28,000.00			Department of Public Works/Office of Highway Safety
PAG Facilities Hardening Project	\$ 762,171.52			USDHS FEMA
Agat Marina Demolition of Dock B	\$ 100,000.00			DOI/F&WS/Dept. of Ag/DAWR
Grand Totals:	\$ 890,171.52			

PORT AUTHORITY OF GUAM - FEDERAL GRANT FUNDING PROGRAMS
Monday, November 21, 2016

ITEM	GRANT #	PROJECT NAME	Federal or Local Agency	Notes to Proceed	% Completed	Award Date / End Date	Award Amount	Drawn Down Submitted	Remaining Balance	STATUS
FY2010-01	Port Enterprise Fund	Guam Commercial Port Improvement Program	DD to DOT Maritime Administration Agency (MARAD)	09/22/10	94.9%	9/22/2010 - 9/22/2015	\$ 48,500,000.00	\$ 46,040,464.00	\$ 2,459,536.00	As of 4/9/2016
FY2015-02	GR0706-15-21	Owner's Agent Engineer Support Services	Office of Economic Adjustment (OEA DOD)		45.2%	01/01/2015 - 12/31/2016 *Extension approved 12/31/2017	\$ 1,380,000.00	\$ 624,266.45	\$ 755,733.55	1 year grant extension request was submitted and approved. Grant performance period end date is now 12/31/2017. P&G exercised first option year contract renewal with O&E until Sept. 8, 2017. Task Order 2 services ongoing.
FY2016-01	DTMA91G160007	Rehabilitation of "H" Wharf	US DOT		0.0%	7/29/2016	\$ 10,000,000.00	\$ -	\$ 10,000,000.00	P&G received the draft Tiger VIII Grant Agreement Template and exhibits that will assist throughout the process of the Tiger Grant Agreement. Currently reviewing and completing documents.
GRAND TOTAL GRANTS FOR MODERNIZATION:							\$ 59,880,000.00	\$ 46,664,780.45	\$ 13,215,289.55	

ITEM	GRANT #	PROJECT NAME	Federal or Local Agency	Notes to Proceed	% Completed	Award Date / End Date	Award Amount	Drawn Down Submitted	Remaining Balance	STATUS
FY2013-01	EMW-2013-PU-00206	CMU Wall & Heavy Duty Chain Link Security Fencing	FEMA Port Security Grant Program	Notification of Award issued 8/24/2013 by DHS Preparedness Grant Program Announcement	100.0%	8/24/2013 - 02/28/2016	\$ 461,712.00	\$ 461,502.95	\$ 209.05	Currently working on Close Out documents.
FY2014-01	EMW-2014-PU-00572	Upgrade and Refurbishment of Safe Boat Acquired from the US Coast Guard Sector Guam	FEMA Port Security Grant Program	Waiting on USDOH/FEMA grant award documents	100.0%	09/01/214 - 08/31/2016	\$ 311,330.00	\$ 311,330.00	\$ -	Safe Boat project completed. Currently waiting on FEMA approval for no cost extension.
FY2014-02	EMW-2014-PU-00572	P&G Critical Infrastructure Cyber Security Assessment	FEMA Port Security Grant Program	Waiting on USDOH/FEMA grant award documents	14.8%	09/01/214 - 08/31/2016	\$ 157,500.00	\$ 23,384.68	\$ 134,115.32	STATUS QUD - P&G Requisition 150150N has been processed and currently going thru GSA procurement process.
FY2015-01	EMW-2015-PU-00261	Maintenance and Sustainment Contract for the Port Command Center Port-Wide CCTV and Access Control Systems	FEMA Port Security Grant Program	30-Sep-15	0.0%	09/01/2015 - 08/31/2018	\$ 178,070.00	\$ -	\$ 178,070.00	STATUS QUD - P&G Requisition 150150N has been processed and currently going thru GSA procurement process.
FY2015-02	EMW-2015-PU-00261	Upgrade and Refurbishment of Existing Damaged Security Light Poles and Fixtures at Strategic Port Locations	FEMA Port Security Grant Program	30-Sep-15	0.0%	09/01/2015 - 08/31/2018	\$ 317,827.00	\$ -	\$ 317,827.00	P&G Procurement Division currently waiting on Legal Counsel approval of the Canton Construction Company contract.
FY2015-01	FEMA Hazard Mitigation Assistance Grant Program	P&G Warehouse 1 Hardening Project	FEMA Hazard Mitigation Program	Waiting on USDOH/FEMA grant award documents	0.0%		\$ 75,629.00	\$ -	\$ 75,629.00	Currently waiting on release of funds by Guam Homeland Security/Office of Civil Defense.
FY2016-01	EMW-2016-PU-00523-S01	Acquisition & Installation of Additional Cameras at Strategic Port Facilities.	FEMA Port Security Grant Program	Waiting on USDOH/FEMA grant award documents	0.0%		\$ 174,644.00	\$ -	\$ 174,644.00	SOW being developed by Engineering Division.
FY2016-02	EMW-2016-PU-00523-S01	Upgrade & Refurbishment of Existing Damaged Security Light Poles at Strategic Port Locations	FEMA Port Security Grant Program	Waiting on USDOH/FEMA grant award documents	0.0%		\$ 475,216.00	\$ -	\$ 475,216.00	SOW being developed by Engineering Division.
GRAND TOTAL FOR SECURITY:							\$ 2,161,908.00	\$ 796,427.63	\$ 1,365,480.37	

III. MAINTENANCE

ITEM	GRANT #	PROJECT NAME	Federal or Local Agency	Notice to Proceed	% Completed	Award Date / End Date	Award Amount	Draw Down Submitted	Remaining Balance	STATUS:
FY2014-02	F13AP01023	Harbor of Refuge A/E Design & Environmental Studies - Phase 1	DOJ/F&MS/Dept. of Ag/DAMR	07/01/14	40.7%	10/1/2013 - 9/30/2016 *Extension request pending	\$ 95,000.00	\$ 38,681.00	\$ 56,319.00	On-going design of pumpout shelter. to be prepared by O&E & Engineering Division. Pumpout system has to be in place prior to repairs on buoys.
FY2014-03	F14AP00191	Renovation of the Gunn Harbor of Refuge Phase II A/E Design, Repairs to Mooring, Acquisition of Pumpout System & Shelter/Housing	DOJ/F&MS/Dept. of Ag/DAMR	03/31/14	0.0%	10/29/2013 - 9/30/2016 *Extension request pending	\$ 86,181.00	\$ -	\$ 86,181.00	On-going design of pumpout shelter. to be prepared by O&E & Engineering Division. Pumpout system has to be in place prior to repairs on buoys.
FY2016-01	F16AP00261	Harbor of Refuge Moorage Repair - Phase 3	DOJ/F&MS/Dept. of Ag/DAMR	Pending MOU	0.0%	7/16/2016 Performance Period 11/1/2015 - 9/30/2017	\$ 200,000.00	\$ -	\$ 200,000.00	*Conditional requirement: Pumpout Facility has to be built prior to moorage repairs. DRAFT MOU to be developed by DofAg & PAG
GRAND TOTAL FOR MAINTENANCE:							\$ 381,181.00	\$ 38,681.00	\$ 342,500.00	

IV. Port Police - Highway Safety

ITEM	GRANT #	PROJECT NAME	Federal or Local Agency	Authorization to Proceed	% Completed	Award Date / End Date	Award Amount	Draw Down Submitted	Remaining Balance	STATUS:
FY2016-01	F16-03-03P93	Port Police - Section 402 Highway Safety Funds - Operation Aids for HMA (Watch Out)	Department of Public Works/Office of Highway Safety	4/21/2016	100.0%	10/1/2014 - 9/30/2016	\$ 12,646.73	\$ 12,646.73	\$ -	On October 13, 2016, contract amount was revised to \$12,646.73. PAG submitted 2016 Annual Project Report and unmet balance was de-obligated and returned to DPHV Office of Highway Safety. *FINAL CLOSE OUT REPORT SUBMITTED on October 14, 2016.
GRAND TOTAL:							\$ 12,646.73	\$ 12,646.73	\$ -	

V. OTHER

ITEM	POTENTIAL FUTURE GRANTS	PROJECT NAME	Federal or Local Agency	COMMENTS	PAG Estimated Cost Share/Matching	Federal Cost Share	Total Amount	STATUS:
FY2016-01	Submitted 08/28/2015	PAG Facilities Hardening Project	USDHS FEMA		\$ 190,542.88	\$ 571,628.64	\$ 762,171.52	Subject for review and approval
FY2016-02	Submitted 09/18/2015	Agri Marina Demolition of Dock B	DOJ/F&MS/Dept. of Ag/DAMR		\$ -	\$ 100,000.00	\$ 100,000.00	*Conditional requirement: Pumpout Facility has to be built prior to moorage repairs
FY2017-01	Submitted 4/15/2016	Port Police - Section 402 Highway Safety Funds - Operation Aids for HMA (Watch Out)	Department of Public Works/Office of Highway Safety		\$ -	\$ 28,000.00	\$ 28,000.00	Subject for review and approval by granting agency.
GRAND TOTAL FOR OTHER:					\$ 190,542.88	\$ 699,628.64	\$ 890,171.52	



PORT OF GUAM
ATURIDAT I PUETTON GUAHAN
Jose D. Leon Guerrero Commercial Port
1026 Cabras Highway, Suite 201, Piti, Guam 96925
Telephone: 671-477-5931/35 Facsimile: 671-477-2689/4445
Website: www.portguam.com



Eddie Baza Calvo
Governor of Guam
Ray Tenorio
Lieutenant Governor

November 23, 2016

FINANCE-YTD- September 2016

Financial Highlights

Income Statement

Balance Sheet

Accounts Receivable Aging Summary Report

Accounts Payable Summary

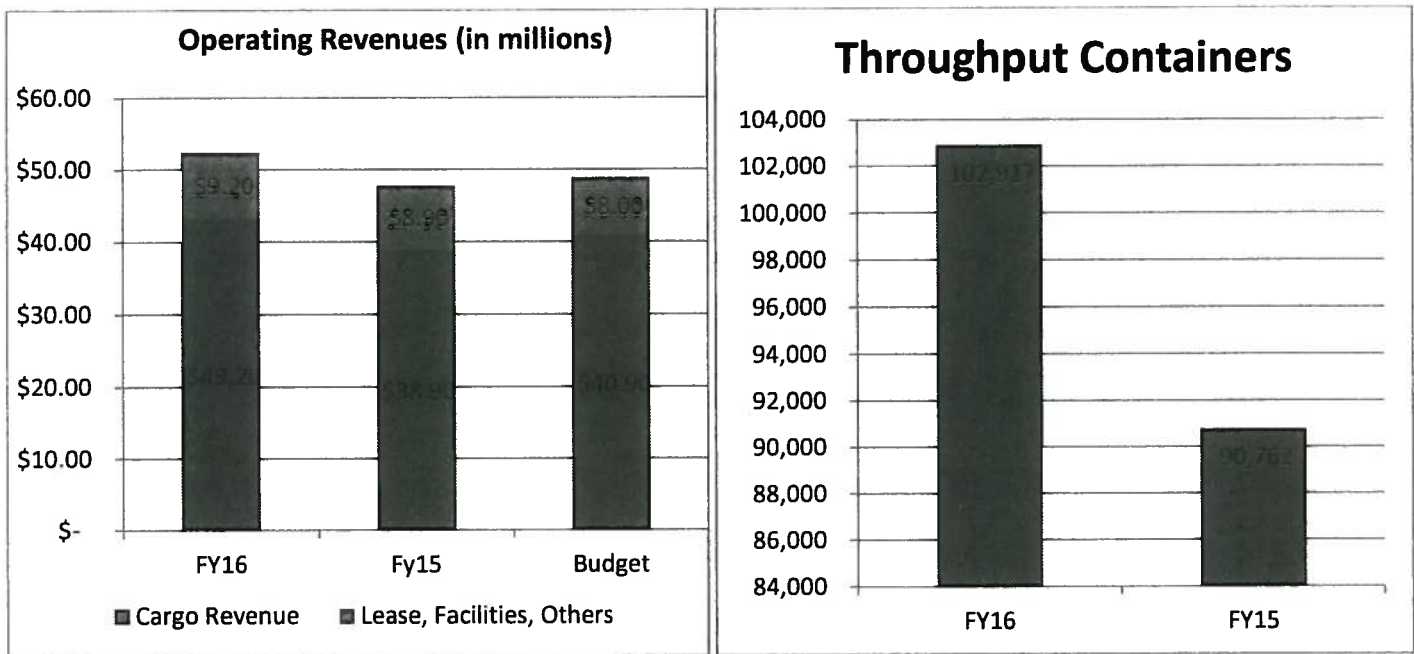
Budget Lift/Transfer Monthly Activities

Crane Surcharge Ledger

Facility Maintenance Ledger

Financial Highlights – YTD September FY2016

Operating Performance:



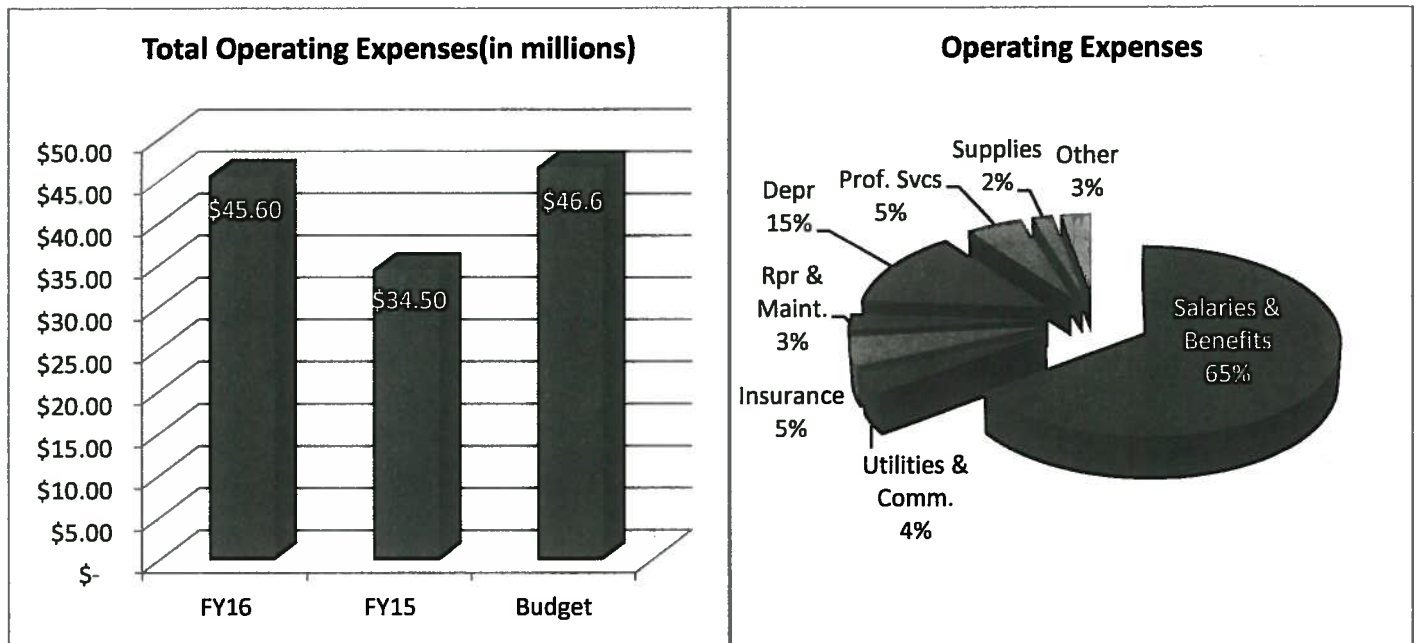
Total Operating Revenues as of September 2016 was \$52.4 million, which consist of \$43.2 million in cargo revenues and \$9.2 million in Facilities, Leases, and Other Services.

FY16 YTD cargo revenue is 11% higher than last year's total (\$38.9 mil) and 6% higher than Budget (\$40.9 mil).

FY16 YTD Facilities, Leases, and Other Services as of September is 4% higher than last year (\$8.9 mil) and 16% higher than budget (\$8 mil).

Overall Operating Revenues as of September is 7% higher than Budget (\$48.9 mil) and 10% higher than last year's year to date September (\$47.8 mil).

Total number of containers handled as of September 2016 was 102,917 which is 13% higher compared to last year September total 90,762.



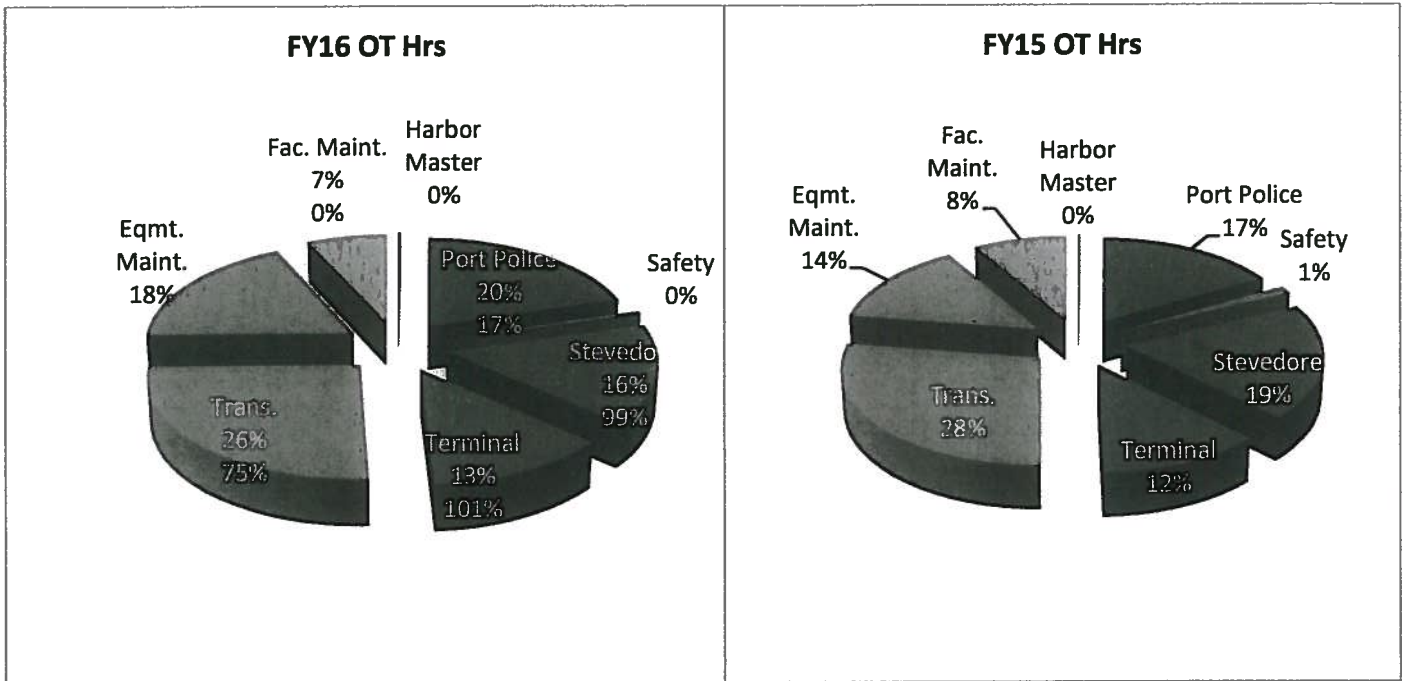
Total Operating Expenses as of September 2016 was \$45.6 million, which is 2% lower than Budget (\$46.6 mil) and 32% higher than last year's total operating expenses (\$34.5 mil).

Total Overtime as of September 2016 was \$1.6 million which is 10% lower than last year September (\$1.8 million). Direct Labor Revenue as of September was \$3.2 million, which is 8% higher than last year and 2% higher than budget. Direct Labor charges are for services performed by Port employees under special service request and differentials under the throughput.

Below is the breakdown of overtime for each division/section for FY16 and FY15 as of September:

Sections	FY2016	FY2015	Budget	OT/HOL Revenue
Harbor Master	3,991	3,702	6,000	-
Port Police	324,979	303,778	269,044	55,823
Safety	5,199	22,009	8,600	0
Stevedore-Cargo Handling	246,611	330,747	189,722	241,374
-Rigger	7,187	25,279	10,278	8,823
Terminal	206,272	224,007	209,436	209,198
Trans-Superintendent	63,427	76,430	71,500	0
-Crane Operators	116,237	112,785	117,000	53,648
-Equipment Oper.	208,946	287,556	180,000	257,740
-Dispatcher	25,021	28,675	30,000	0
Maint.-Crane Maint.	114,428	125,150	115,000	0
-Preventive Maint.	37,005	5,738	20,000	0
-Fleet Maint.	92,710	79,482	116,000	0
-Welders	51,912	47,229	65,000	0
Facility Maint.-Building	9,242	17,342	15,000	0
-Elect./Refr.	101,189	137,377	82,500	0
TOTAL	1,614,356	1,827,287		826,606

Port Police OT Revenue is due to Passenger Vessels or under special service request. Electrician revenue is due to special service requests. Highlight- Annual Budget.



Year to date Operating Revenues minus the Year to date Operating Expenses resulted to an Operating Income of \$6.8 million as of September 30, 2016.

Non Operating Revenues and Expenses consist of the following: \$3 million-Retirement contribution for COLA, Supplemental and Medical/Dental/Life Insurance expenses, \$1m-Interest expense on loans and \$68k Interest Income. The net total of non operating expenses and revenues as of September is a negative \$4.6 million.

The Total Net Income as of September is \$2.2 million.

Accounts Receivable Trade (net) as of September 30, 2016 is \$4.2million.

Aging Status is a follows: 75% - Current, 4% - over 30 days, 1% - over 60 days, 1% - over 90 days and 19% - over 120 days.

Accounts Payable Trade as of September 30, 2016 is \$1.7 million which is 127% higher than last month ending balance of \$743 thousand.

Port Authority of Guam
Income Statement
With Budget Comparison (Unaudited)
12 Months Ending 93016

Current Month	Actual	%	Last Year	Actual	%	Budget	Chng	%	Year to Date	Actual	%	Last Year to Date	Actual	%	Chng	%	Budget	Chng	
																			Actual
NON OPERATING REVENUES																			
FACILITIES																			
144,882	3.5%	114,464	2.6%	119,644	0.21	0.21	0.00	1,545,138	3.0%	1,216,852	2.5%	27.0%	1,343,973	0.15			1,343,973	0.15	
143,450	3.5%	215,506	4.9%	211,381	(1.00)	(1.00)	0.00	2,863,168	5.5%	2,501,190	5.2%	15.3%	2,537,292	0.14			2,537,292	0.14	
-	0.0%	-	0.0%	10,073	8.24	8.24	0.00	102,000	0.2%	47,640	0.1%	0.0%	84,261	0.21			84,261	0.21	
93,030	2.3%	82,485	1.9%	91,998	0.01	0.01	0.00	1,050,439	2.0%	1,083,775	2.3%	-4.0%	1,129,776	(0.07)			1,129,776	(0.07)	
397,423	9.7%	349,522	7.9%	92,105	3.31	3.31	0.00	1,153,155	2.2%	1,158,096	2.4%	-0.4%	1,105,260	0.04			1,105,260	0.04	
5,203	0.1%	3,145	0.1%	3,198	0.63	0.63	0.00	49,847	0.1%	48,182	0.1%	3.5%	40,764	0.22			40,764	0.22	
3,264	0.1%	3,048	0.1%	3,049	0.07	0.07	0.00	40,580	0.1%	40,178	0.1%	1.0%	35,820	0.13			35,820	0.13	
765	0.0%	2,750	0.1%	260	2.02	2.02	0.00	15,295	0.0%	10,175	0.0%	0.0%	5,486	1.78			5,486	1.78	
21,894	0.5%	25,006	0.6%	18,708	0.17	0.17	0.00	260,355	0.5%	212,955	0.4%	22.3%	199,167	0.31			199,167	0.31	
2,823	0.1%	4,989	0.1%	3,546	(0.20)	(0.20)	0.00	37,128	0.1%	50,506	0.1%	-26.5%	46,272	(0.20)			46,272	(0.20)	
182,829	4.5%	144,571	3.3%	106,056	0.72	0.72	0.00	1,579,197	3.0%	2,234,049	4.7%	-29.3%	1,136,331	0.39			1,136,331	0.39	
995,523	24.3%	945,486	21.5%	660,018	0.51	0.51	0.00	8,716,302	16.6%	8,613,599	18.0%	1.2%	7,664,412	0.14			7,664,412	0.14	
OTHER FEES & SERVICES																			
57	0.0%	-	0.0%	-	-	-	0.00	57	0.0%	50	0.0%	0.0%	-	-			-	-	
-	0.0%	-	0.0%	-	-	-	0.00	-	0.0%	-	0.0%	0.0%	-	-			-	-	
-	0.0%	-	0.0%	-	-	-	0.00	-	0.0%	-	0.0%	0.0%	-	-			-	-	
1,605	0.0%	2,679	0.0%	2,401	-	-	0.00	16,762	0.0%	25,420	0.1%	0.0%	28,812	(0.42)			28,812	(0.42)	
9,006	0.2%	15,515	0.4%	2,199	(0.27)	(0.27)	0.00	25,063	0.0%	28,130	0.1%	-10.9%	23,124	0.08			23,124	0.08	
6,824	0.2%	4,511	0.1%	18,411	(0.51)	(0.51)	0.00	126,458	0.2%	139,320	0.3%	-9.2%	231,489	(0.45)			231,489	(0.45)	
17,491	0.4%	22,705	0.5%	23,011	(0.24)	(0.24)	0.00	74,040	0.1%	95,661	0.2%	-22.6%	-	-			-	-	
260	0.0%	480	0.0%	396	(0.35)	(0.35)	0.00	13,444	0.0%	7,122	0.0%	88.8%	5,826	1.31			5,826	1.31	
REIMBURSEMENTS																			
-	0.0%	(2,466)	-0.1%	943	(1.00)	(1.00)	0.00	256,506	0.5%	-	0.0%	0.0%	22,641	10.33			22,641	10.33	
1,013,274	24.7%	966,205	21.9%	684,370	0.48	0.48	0.00	9,228,631	17.6%	8,909,302	18.6%	3.6%	7,976,304	0.16			7,976,304	0.16	
4,097,357	100.0%	4,404,267	100.0%	4,198,681	(0.02)	(0.02)	0.00	52,364,810	100.0%	47,834,807	100.0%	9.5%	48,861,777	0.07			48,861,777	0.07	

Port Authority of Guam
Income Statement
With Budget Comparison (Unaudited)
12 Months Ending 93016

Current Month	Actual	%	Last Year	Actual	%	Budget	Chng	%	Year to Date	Actual	%	Last Year to Date	Actual	%	Chng	%	Budget	Chng
(1,542,808)	-37.7%	(1,459,180)	-33.1%	(1,729,970)	(0.11)	Salaries & Wages	(0.11)	(17,320,481)	-33.1%	(16,586,100)	-34.7%	(19,902,561)	(0.13)					
(110,864)	-2.7%	(108,061)	-2.5%	(120,467)	(0.08)	Insured Benefits	(0.08)	(1,321,764)	-2.5%	(1,324,153)	-2.8%	(1,433,391)	(0.08)					
(5,088,001)	-124.2%	4,884,987	110.9%	(444,117)	10.46	Retirement Benefits	10.46	(9,426,511)	-18.0%	443,652	0.9%	(5,332,614)	0.77					
(188,723)	-4.6%	(193,246)	-4.4%	(1,375)	136.25	Other Benefits	136.25	(1,411,013)	-2.7%	(1,347,422)	-2.8%	(16,500)	84.52					
(83,545)	-2.0%	(52,274)	-1.2%	(7,500)	10.14	Other Personnel Costs	10.14	(112,024)	-0.2%	(71,349)	-0.1%	(90,000)	0.24					
(12,494)	-0.3%	(5,703)	-0.1%	(10,929)	0.14	Communications	0.14	(97,286)	-0.2%	(72,451)	-0.2%	(131,148)	(0.26)					
(95,860)	-2.3%	(154,097)	-3.5%	(164,583)	(0.42)	Leases/Rentals	-	(1,526,825)	0.0%	(1,736,201)	0.0%	(1,974,996)	(0.23)					
(259,658)	-6.3%	45,982	1.0%	(232,303)	0.12	Utilities	0.12	(2,209,766)	-2.9%	(2,184,225)	-4.6%	(2,787,636)	(0.21)					
(109,309)	-2.7%	(10,950)	-0.2%	4,453	(1.00)	General Insurance	(1.00)	(636,170)	0.0%	(46,306)	-0.1%	(276,925)	(0.01)					
(26,884)	-0.7%	(37,371)	-0.8%	(64,883)	0.68	Repairs & Maintenance	0.68	(46,399)	-1.2%	(383,751)	-0.8%	(65,89)	(0.13)					
(5,083)	-0.1%	(24,230)	-0.6%	(30,416)	(0.12)	Repairs & Maintenance-Subic Cr	(0.12)	(188,712)	-0.4%	(172,987)	-0.4%	(384,992)	(0.88)					
(5,675)	-0.1%	(36,931)	-0.8%	(46,659)	(0.89)	Repairs & Maintenance-Pola 14	(0.89)	(236,834)	-0.5%	(299,120)	-0.6%	(518,238)	(0.64)					
(5,615)	-0.1%	(24,866)	-0.6%	(46,659)	(0.88)	Repairs & Maintenance-Pola 16	(0.88)	(245,179)	-0.5%	(311,386)	-0.7%	(518,238)	(0.53)					
(513,945)	-12.5%	(898,165)	-15.9%	(392,755)	0.31	Repairs & Maintenance-Pola 17	0.31	(6,166,706)	-11.8%	(4,805,298)	-10.0%	(4,713,060)	(0.53)					
3,240	0.1%	(203,988)	-4.6%	(7,251)	(1.45)	Depreciation & Amortization	(1.45)	3,175	0.0%	(207,482)	-0.4%	(87,012)	(1.04)					
(80,283)	-2.0%	(253,697)	-5.8%	(164,694)	(0.51)	Damage, Shortage, Writedown & Supplies	(0.51)	(908,159)	-1.7%	(1,050,471)	-2.2%	(1,703,061)	(0.47)					
8,514	0.2%	(4,340)	-0.1%	(32,474)	(1.26)	Miscellaneous	(1.26)	(58,318)	-0.1%	(178,899)	-0.4%	(389,698)	(0.85)					
(43,813)	-1.1%	(55,506)	-1.3%	(64,291)	(0.32)	Advertising	-	(1,056,549)	0.0%	(851,971)	0.0%	(771,492)	0.37					
(86,371)	-2.1%	(162,489)	-3.7%	(309,270)	(0.72)	Agency & Management Fees	(0.72)	(2,234,636)	-4.3%	(2,344,221)	-4.9%	(3,802,773)	(0.41)					
(22,796)	-0.6%	(114,533)	-2.6%	(6,834)	(1.00)	Professional Services	(1.00)	(156,179)	0.0%	(19,170)	0.0%	(62,013)	(0.69)					
(23,804)	-0.6%	(9,105)	-0.2%	(26,390)	(0.14)	Contractual Services	(0.14)	(1,411,826)	-0.3%	(243,605)	-0.5%	(315,880)	(0.51)					
(129)	0.0%	(4,291)	0.0%	(16,626)	-0.4%	Other Contractual Services	-0.4%	(53,249)	0.0%	(85,291)	-0.2%	(162,504)	(0.13)					
	0.0%		0.0%		0.0%	Earthquake Expense	0.0%		0.0%		0.0%							
	0.0%		0.0%		0.0%	Typhoon Expense	0.0%		0.0%		0.0%							
	0.0%		0.0%		0.0%	Earthquake Expense	0.0%		0.0%		0.0%							
(8,293,905)	-202.4%	1,285,685	29.2%	(3,960,651)	1.09	General & Administrative Expen	1.09	(45,569,674)	-87.0%	(34,507,508)	-72.1%	(46,604,171)	(0.02)					

INDIRECT COSTS
General & Administrative Expen

Port Authority of Guam
Income Statement
With Budget Comparison (Unaudited)
12 Months Ending 9/30/16

Current Month	%	Last Year		Budget	%	Chng		Year to Date	%	Last Year to Date		%	Chng	Budget	%
		Actual	%							Actual	%				
(4,196,548)	-102.4%	5,689,952	129.2%	238,030		(18,63)	OPERATING INCOME (LOSS)	6,805,136	13.0%	13,327,300	27.9%	-48.9%	2,257,606		2.01
							OTHER INCOME (EXPENSE)								
	0.0%		0.0%				Other Income & Expense		0.0		0.0				-
	0.0%		0.0%				Other Income		0.0%		0.0%				-
	0.0%		0.0%				Interest Income		0.0%		0.0%				-
	0.0%		0.0%				Interest Income		0.0%		0.0%				-
251,112	6.1%	82,613	1.9%	(4,488)		(56,95)	Interest Expense	93,705	0.2%	928,462	1.9%	-89.9%	103,419		(0.09)
(88,285)	-2.2%	(83,958)	-1.9%	(100,912)		(0.13)	Interest Expense-USDA	(1,053,026)	-2.0%	(864,073)	-1.8%	21.9%	(1,210,944)		(0.13)
(266,084)	-6.5%	14,354	0.3%	(2,417)		109.09	Other Expense	(232,688)	-0.4%	15,825	0.0%	-1570.4%	(26,004)		7.95
(225,116)	-5.5%	(216,938)	-4.9%	(205,263)		0.10	Retirement Govt Contribution	(3,030,245)	-5.8%	(2,790,239)	-5.8%	8.6%	(2,463,156)		0.23
100,077	2.4%	44,272,576	1005.2%	249,157		-	Federal Reimbursement	3,065,622	5.9%	51,573,359	107.8%	-94.1%	3,186,267		-
(47,157)	-1.2%	(2,835)	-0.1%	(4,775)		8.88	Federal Expenses	(793,913)	-1.5%	(96,741)	-0.2%	720.7%	(66,600)		10.92
(2,651,564)	-64.7%	604,501	13.7%	(12,500)		211.13	<Loss> on Asset Disposals	(2,668,178)	-5.1%	(124,524)	-0.3%	2042.7%	(150,000)		16.79
(2,927,017)	-71.4%	44,670,312	1014.3%	(81,198)		35.05	Other Income & Expense	(4,618,723)	-8.8%	48,642,070	101.7%	-109.5%	(627,018)		6.37
(2,927,017)	-71.4%	44,670,312	1014.3%	(81,198)		35.05	OTHER INCOME (EXPENSE)	(4,618,723)	-8.8%	48,642,070	101.7%	-109.5%	(627,018)		6.37
(7,123,565)	-173.9%	50,360,264	1143.44%	156,832		(46,42)	NET INCOME (LOSS)	2,186,413	4.2%	61,969,369	129.5%	-96.5%	1,630,588		0.34

Total Assets	Amount Current	Last Month End	Last Year End	Change This Month	Change This Year
Current Assets					
Cash on Hand	2,000.00	2,000.00	2,000.00		
Post-Office Fund	100.00	100.00	100.00		
Cashier Change Fund	2,100.00	2,100.00	2,100.00		
Cash on Hand					
Incentive Award Fund					
First Hawaiian Bank-Incentive					
Incentive Award Fund					
Cash in Bank					
First Hawaiian Bank	7,317,313.90	6,855,800.81	5,911,886.77	461,513.09	1,405,427.13
Bank of Guam					
Bank of Hawaii	1,795,226.35	1,550,786.13	2,759,058.10	244,440.22	963,831.75
Citizen Security Bank					
Cash in Bank	9,112,540.25	8,406,586.94	8,670,944.87	705,953.31	441,595.38
Short Term Investments					
Bank of Guam	26,657,751.34	24,862,238.80	14,845,700.67	1,795,512.54	11,812,050.67
Citizen's Security Bank					
First Hawaiian Bank					
BankPacific					
CitiBank					
Bank of Hawaii					
Oceanic Bank					
Gov Guam Employees Fed CU					
Short Term Investments	26,657,751.34	24,862,238.80	14,845,700.67	1,795,512.54	11,812,050.67
Account Receivable-Trade (Net)	5,009,767.39	6,589,510.89	8,277,709.91	1,579,743.50	3,267,942.52
Accounts Receivable-Trade Allow for Uncollectible Acct. A/R-Clearing Account	841,947.69	921,672.92	921,672.92	79,725.23	79,725.23
Account Receivable-Trade (Net)	4,167,819.70	5,667,837.97	7,356,036.99	1,500,018.27	3,188,217.29
Accounts Receivable-Other					
Accounts Receivable-DOA					
Accounts Receivable-Employees	5,902.30	6,152.30	14,552.30	250.00	8,650.00
Accounts Receivable-FRMA/Relimb					
Accounts Receivable-Geda/Casam	587,722.47		331,915.60	587,722.47	255,806.87
Accounts Receivable-Other					
Accounts Receivable-Ins Procee					
Accounts Receivable-Other	593,624.77	6,152.30	346,467.90	587,472.47	247,156.87
Marina Receivables					
Accounts Receivable-Agat Marina	14,758.30	33,395.97	23,467.62	18,637.67	8,709.32
Accounts Receivable-GDP Marina	1,968.25	2,936.90	2,727.50	967.75	250.25
Accounts Receivable-Harbor of	4,835.45	14,614.94	13,387.65	9,779.49	8,532.20

	Amount Current	Last Month End	Last Year End	Change This Month	Change This Year
Marina Receivables	21,562.00	50,946.91	39,582.77	29,384.91-	18,020.77-
Interest Receivables					
Bank of Guam					
Bank of Hawaii					
Bank Pacific					
Citic Bank					
Citizens Security Bank					
First Hawaiian Bank					
Govt of Guam					
Govt of Hawaii					
Govt of Guam Emp. Fed. Credit Union					
Oceanic Bank					
Other					
Interest Receivables					
Prepaid Expenses					
Prepaid Insurance	45,647.92	253,692.19	18,218.76	253,692.19-	27,429.16
Prepaid Expenses		136,903.99		91,286.07-	
Prepaid Expenses	45,647.92	390,596.18	18,218.76	344,948.26-	27,429.16
Deferred Expenses					
Deferred Geda Addendum I/Lease					
Credit Note Reimbursement					
Deferred Expenses					
Current Assets	40,601,045.98	39,386,459.10	31,279,051.96	1,214,586.88	9,321,994.02
Non Current Assets					
Long Term Receivable	2,258,190.48	2,258,190.48	2,258,190.48		95,054.00
Long Term Receivable-DOA	1,490,449.90	1,490,449.90	1,490,449.90		154,377.69
Long Term Receivable-Geda	3,748,640.38	3,748,640.38	3,748,640.38		68,076.60
Allow for Uncollectible Tr A/R					465.91
Long Term Receivable					9,372.91-
Inventory-Computer	95,054.00	95,054.00	18,311	1,883.76-	
Gas, Oil and Diesel Inventory	259,172.40	267,771.13	191,573.96	8,120.57-	
Supplies Inventory	1,210.77-	1,210.77-	1,676.68-		
Contra-Asset Inventory Adj.	70,781.97-	61,409.06-	61,409.06-	9,372.91-	
Allowance for Obsolescence					
Inventory for Survey					
Inventory	282,884.22	302,261.46	128,506.53	19,377.24-	
Work In Progress					
Const Work in Progr-Local	9,070,053.17	8,129,066.46	5,591,156.28	940,986.71	3,478,896.89
Const Work in Progr-Federal	5,868,616.17	5,868,616.17	6,945,482.68	24,710.91-	1,076,866.51-
Const Work in Progr-FMP		24,710.91	480,676.79		480,676.79-
Work In Progress	14,938,669.34	14,022,393.54	13,017,315.75	916,275.80	1,921,353.59
Non Current Assets	15,221,553.56	14,324,655.00	13,145,822.28	896,898.56	2,075,731.28

	Amount Current	Last Month End	Last Year End	Change This Month	Change This Year
Property, Plant & Equipment					
Land	3,563,000.00	3,563,000.00	3,563,000.00		
Land-Cabras	3,563,000.00	3,563,000.00	3,563,000.00		
Buildings	15,732,648.10	15,732,648.10	15,732,648.10		
Buildings-Original	116,462,740.68	117,986,037.90	114,636,292.61	1,523,297.22	1,826,448.07
Buildings-Substation Shelters	132,195,388.78	133,718,686.00	130,368,940.71	1,523,297.22	1,826,448.07
Buildings-Wharf Improvements					
Buildings	15,170,923.44	15,168,514.99	15,142,015.00	2,408.45	28,908.44
Accumulated Depreciation-Build	26,633,966.98	27,177,075.44	24,290,787.53	543,108.46	2,343,179.45
AccDeprec-Buildings-Original	41,804,890.42	42,345,590.43	39,432,802.53	540,700.01	2,372,087.89
AccDeprec-Buildings-Subshel					
AccDeprec-Buildings-Wharf Impr					
Furnishings & Equipment					
Air Tools	508,918.08	508,918.08	508,918.08	8,210.75	1,245.46
Communications Equip	1,502,280.92	1,510,491.67	1,501,035.46	6,126,538.49	6,107,039.99
Computer Equip	14,863,876.56	20,990,415.05	20,970,916.55	243,194.08	6,216,081.20
Crane Equip	998,133.04	1,241,327.12	1,214,214.24	982,678.00	1,187,225
Furnishings & Office Equip	982,678.00	982,678.00	982,678.00	3,159,937.31	3,159,937.31
Forklift Equip		3,159,937.31	3,159,937.31	11,279.62	1,074,171.22
Gantry & Relocation Cost	1,257,055.25	1,257,055.25	1,182,884.03	3,970.00	2,852.00
Generator Sets	12,466.87	12,466.87	11,279.62	3,970.00	9,528.50
Hand Tools	2,852.00	2,852.00	2,852.00		
Load & Unload Equip	6,999.00	6,999.00	6,999.00		
Mowing Equip	1,685,129.84	1,681,159.84	1,042,588.47	14,185.00	120,902.91
Other Equip	16,502.61	16,502.61	6,974.11	3,970.00	642,541.37
Power Tools	334,218.65	320,033.65	213,315.74	14,185.00	120,902.91
Safety Equip	1,431,688.97	1,431,688.97	1,431,688.97		194,329.34
Tractors	1,863,130.87	1,863,130.87	1,668,801.53		194,329.34
Vehicles & Motor Equip	25,465,930.66	34,985,656.29	32,902,231.11	9,519,725.63	7,436,300.45
Furnishings & Equipment					
Accumulated Depreciation-Furni					
AccDeprec-Air Tools	415,450.97	409,495.48	343,985.09	5,955.49	71,465.88
AccDeprec-Communications Eqd.	817,375.18	812,430.01	700,652.79	4,945.17	116,722.99
AccDeprec-Computer Equip	5,028,140.32	9,101,102.28	7,398,966.79	4,072,921.34	2,370,825.89
AccDeprec-Crane Equip	323,095.32	589,657.32	440,929.59	197,562.00	48,834.23
AccDeprec-Furnishings & Office	823,238.01	815,936.05	731,198.45	3,159,937.31	3,135,937.31
AccDeprec-Forklift Equip		3,159,937.31	3,159,937.31	6,974.11	3,177,935.74
AccDeprec-Gantry & Relocation C	201,913.61	8,687.94	8,222.94	42,477	527,077
AccDeprec-Generator Sets	8,166.39	8,142.62	8,222.94	42,477	166.39
AccDeprec-Load & Unload Equip	2,333.00	2,216.35	2,222.94	146.65	1,379.30
AccDeprec-Mowing Equip	938,433.39	922,969.12	827,329.26	15,470.67	11,110.13

	Amount Current	Last Month End	Amount Year End	Change This Month	Change This Year
AccDeprec Power Tools	6,802.78-	6,642.46-	5,738.05-	160.32-	1,064.73-
AccDeprec Safety Equip	159,010.01-	156,887.79-	144,723.89-	2,122.22-	14,286.12-
AccDeprec Shop Equip	1,009,176.12-	1,072,918.10-	937,360.81-	12,558.09-	150,795.68-
AccDeprec Tractors	847,440.53-	828,016.49-	491,858.14-	19,424.06-	155,582.41-
AccDeprec Vehicles & Motor Equ	10,529,332.35-	17,884,300.90-	15,315,933.08-	7,354,968.55	4,786,600.73
Accumulated Depreciation-Furni					
Capital Leases					
Capital Leases					
Capital Leases					
Accumulated Amortization-Capit					
Accmort-Capital Leases					
Accumulated Amortization-Capit					
Pension-Deferred Outflows Res	4,451,753.43	4,451,753.43	4,451,753.43		
Pension-Deferred Outflow Res	4,451,753.43	4,451,753.43	4,451,753.43		
Pension-Deferred Outflows Res	113,341,850.10	116,489,204.39	116,537,189.64	3,147,354.29	3,195,339.54
Property, Plant & Equipment	169,164,449.64	170,200,318.49	160,962,063.88	1,035,868.85-	8,202,385.76
Total Assets					
Total Liabilities & Capital					
Current Liabilities					
Accounts Payable	1,885,848.85	309,069.17	367,853.87	123,220.32-	182,005.02-
Accounts Payable Custom	1,689,813.65	742,974.64	2,205,339.36	946,839.01	515,525.71-
Accounts Payable GSA		16,822.44		16,822.44-	
Accounts Payable Others					
Accounts Payable Riders					
Accounts Payable Rented					
Accounts Payable Vouchered					
Accounts Payable	1,875,662.50	1,068,866.25	2,573,193.23	806,796.25	697,530.73-
Current Loan Payable					
Current Loan Payable	212,348.85	17,186.35	199,298.32	195,162.50	13,050.53
Current Loan Payable	437,883.34	49,027.98	597,103.85	584,855.36	36,779.49
Current Loan Payable	477,350.14			477,350.14	477,350.14
Current Loan Payable	266,750.74	21,796.47	257,268.24	244,954.27	9,482.50
Current Loan Payable	1,590,333.07	88,010.80	1,053,670.41	1,502,322.27	536,662.66
Due to Public Utilities					
Due to GPA					
Due to GPA					
Due to GPA					
Due to Public Utilities					
Accrued Interest Payable					

	Amount Current	Last Month End	Amount Last Year End	Change This Month	Change This Year
Accrued Interest Payable					
Accrued Interest Payable					
Deferred Revenues					
Deferred Revenues - DOD Moderniz	61,769.01-	61,769.01-	61,769.01-	188,028.43	37,773.07-
Deferred Income - GEDA	293,747.18	105,718.75	331,520.25	7,307.90	802.25
Deferred Revenues - Leases	330,347.90		6,505.65	330,347.92	203,170.10
Deferred Revenues - Marinas	330,347.72		127,177.62		
Deferred Revenues	569,633.79	43,949.74	403,434.51	525,684.05	166,199.28
Deferred Revenues					
Accrued Expenses					
Accrued Payroll	665,854.05	575,891.69	552,260.14	89,962.36	113,593.91
Accrued Vacation Pay - Current	1,136,453.01	1,399,405.99	1,171,730.53	262,952.98-	35,277.52-
Accrued Vacation Pay					
Accrued Earthquake Cost					
Accrued Cola/Supplemental					
Accrued Typhoon Cost					
Accrued Medicare Tax					
Accrued Federal Grant					
Employee Insurance Payables	1,623.08	11,794.77	5,290.51	10,171.69-	3,667.43-
Withholding Tax Payable	266,555.16	227,972.32	229,892.30	38,582.94	36,662.86
Credit Union					
Accrued Miscellaneous Productio		7.07-			
Accrued Death & Disability Ins					
Retirement Contributions					
Deferred Compensation Plan Pay					
Accrued Expenses	2,070,485.30	2,215,057.60	1,959,173.48	144,572.30-	111,311.82
Security Deposits					
Security Deposits - Space Leas	85,572.20	85,613.00	91,688.78	40.80-	6,116.58-
Security Deposits - Marinas	28,497.36	28,497.36	24,659.90		3,837.46
Security Deposits	114,069.56	114,110.36	116,348.68	40.80-	2,279.12-
Capital Lease Obligations- Cur					
Capital Lease Obligations- Cur					
Other Current Liabilities					
Reserve Shortage/Property Dama					
Lease Payable - GEDA					
Other Current Liabilities					
Current Liabilities	6,220,184.22	3,529,994.75	6,105,820.31	2,690,189.47	114,363.91
Non Current Liabilities					
Long Term Accrued Expenses					
Unfunded Retirement Contributi	42,317,421.00	37,618,961.00	37,618,961.00	4,698,460.00	4,698,460.00

	Amount Current	Last Month End	Last Year End	Change This Month	Change This Year
Accrued Vacation Pay-Long Term	401,957.81	284,898.67	284,898.67	117,059.14	117,059.14
Accrued Sick Lve (DC)-Long Term	1,649,857.20	1,475,442.59	1,475,442.59	174,414.61	174,414.61
Long Term Accrued Expenses	44,369,236.01	39,379,302.26	39,379,302.26	4,989,933.75	4,989,933.75
Pension-Deferred Inflow of Res	4,565,083.00	4,565,083.00	4,565,083.00		
Pension-Deferred Inflow of Res	4,565,083.00	4,565,083.00	4,565,083.00		
Capital Lease Obligations					
Capital Lease Obligations					
Capital Lease Obligations					
Long Term Loan Payables	2,261,544.06	2,474,003.77	2,474,003.77	212,459.71-	212,459.71-
LT-ANZ (USD) Loan Payable 12M	3,299,105.18	3,927,396.97	3,927,396.97	635,294.79-	635,294.79-
LT-ANZ (USD) Loan Payable 12M	5,252,444.07	5,732,794.21	5,229,264.05	477,330.14-	2,036,180.02
LT-BOG \$2M USD Direct Loan	1,432,001.05	1,700,751.79	1,700,751.79	266,750.74-	266,750.74-
Long Term Loan Payables	18,243,091.36	19,834,946.74	17,331,416.58	1,591,855.38-	911,674.78
Non Current Liabilities	67,177,410.37	63,779,332.00	61,275,801.84	3,398,078.37	5,901,608.53
Capital Contributions & Equity					
Contributions-Local Government	3,563,000.00	3,563,000.00	3,563,000.00		
Contributions-Local Government	3,483,688.19	4,483,688.19	4,483,688.19	1,000,000.00	
Contributions-Property & Equip	13,413,670.45	13,413,670.45	13,413,670.45		
Contributions-General Fund	100,000.00	100,000.00	100,000.00		
Contributions-GEPA	7,000.00	7,000.00	7,000.00		
Contributions-PAG (Portion of	17,567,358.64	17,567,358.64	17,567,358.64		
Contributions-Local Government	17,567,358.64	17,567,358.64	17,567,358.64		
Contributions-Federal Government	10,321,126.26	10,321,126.26	10,321,126.26		
Contributions-U.S. Govt Rehab	1,492,676.57	1,492,676.57	1,492,676.57		
Contributions-Economic Develop	6,508,875.60	6,508,875.60	6,508,875.60		
Contributions-U.S. Department	53,763.30	53,763.30	53,763.30		
Contributions-U.S. Govt-Fema	18,376,441.73	18,376,441.73	18,376,441.73		
Contributions-Federal Governme	18,376,441.73	18,376,441.73	18,376,441.73		
Accumulated Earnings	20,085,451.75-	20,085,451.75-	20,085,451.75-		
Accumulated Earnings	77,722,088.11	77,722,088.11	77,722,088.11		
Accumulated Earnings (Deficit)	57,636,636.36	57,636,636.36	57,636,636.36		
Accumulated Earnings	57,636,636.36	57,636,636.36	57,636,636.36		
Net Earnings (Loss)	2,186,418.32	9,310,555.01	5.00	7,124,136.69-	2,186,413.32
Capital Contributions & Equity	95,766,855.05	102,890,991.74	93,580,441.73	7,124,136.69-	2,186,413.32
Total Liabilities & Capital	169,164,449.64	170,200,318.49	160,962,063.88	1,035,868.85-	8,202,385.76

PORT AUTHORITY OF GUAM

**Aging Summary
As Of 9/30/16**

Acct. No.	Name	Balance Open	Current	Aging Summary						Last Paid	Remarks
				31 - 60	61 - 90	91 - 120	Over 120	Amount	Date		
14526	Cementon Micronesia, LLC	439,444.46		1,610.00	1,610.00	1,610.00	434,614.46	18,237.00	11/1/2016	Pending legal, amended contract	
7384	Marianas Steamship Agency	765,483.46	640,943.43	2,949.75	1,593.51	200.38	119,796.39	3,293.44	11/9/2016	Unmetered Power dispute, working on adjustment.	
7106	Shell Guam, Inc.	111,150.00		1,950.00	1,950.00	1,950.00	105,300.00	1,950.00	11/4/2011	Pending Legal, IP&E assignment	
14405	KVOG Broadcasting/MCS, LLC	100,335.82	302.40	1,143.83	1,168.20	1,109.82	96,611.57	45.36	11/14/2012	Termination to be prepared by commercial. Agent made payment to clear account that is not in question. A few invoices were disputed.	
7350	Consolidated Transportation	496,239.98	432,747.99	725.19		1,531.20	61,235.60	3,860.23	11/10/2016	Per Dan their company did work for us and a credit needs to be applied.	
15388	Guam Industrial Serv. Inc.	43,197.00					43,197.00			Late notice sent. Emailed Matson about their delinquency	
7376	Matson Navigation Co.	2,254,851.13	2,155,426.06	41,509.66	12,765.35	10,932.90	34,217.16	168,601.97	11/4/2016	Acct. being monitored. Credit to be spread monthly.	
7368	Cabras Marine Corp	20,020.82	3,437.40	1,410.24	117.52	1,018.18	14,037.48	5.00	11/10/2016	Acct. being monitored. Credit to be spread monthly.	
14171	Norton Lilly International	538,319.10	518,752.55	5,997.88	775.24	271.85	12,521.58	145,316.73	11/9/2016	ACH being made monthly.	
11848	Fantasea Charters/Velez, A	12,010.43	(0.33)	449.82	449.82	449.82	10,661.30	25.00	5/5/2016	With Collections	
15240	AVANTI MARINE SPORTS	13,119.75		1,874.25	1,874.25	1,874.25	7,497.00	1,874.25	3/4/2016	Termination letter sent. Final notice sent.	
14336	Cruz, Joseph L.	4,095.80		0.61			4,095.19	250.61	10/13/2016	Late notice sent.	
14610	U.S. Department of Homeland	3,684.62					3,684.62	14,502.59	9/8/2016		
14283	Brand, Inc.	4,429.33	52.14	1,111.00			3,266.19	2,728.16	9/7/2016	A late notice will be prepared. Interest fee is adding UP	
14542	Heavy Equipment Rental Opt	2,795.43	(115.36)		152.99	186.33	2,571.47	76.56	11/10/2016	RF is bulk of his bill. Will be sending out notice.	
13641	M.A.Y. (Guam) Inc.	2,345.29		85.68	85.68	85.68	2,088.25	400.28	1/8/2016	Late notice sent. No longer a tenant per Ms. Rita	
14382	Sepey, Ulysess Y.	1,778.75					1,778.75	100.00	11/8/2016	making small payments	
14161	Isla Trucking	2,175.27	263.00	230.96	190.72	12.41	1,478.18			Tenant was warned that we will terminate acct. Interest is adding up	

Acct. No.	Name	Balance		Last Paid						Remarks
		Open	Current	31 - 60	61 - 90	91 - 120	Over 120	Amount	Date	
14622	Singenes, Sigeo I.	1,175.00					1,175.00	250.00	3/5/2015	With Collections
11776	Customs and Quarantine Age	898.56					898.56			Final Notice sent. Pending termination from commercial.
13219	SS Neptune, LLC Shuttle	897.48					897.48	368.96	6/18/2015	New A/P called in inq about acct. Sent her invoices.
15360	Teleguam Holdings, LLC DBA	729.97					729.97	1,050.00	11/7/2016	Customer is having hardship will continue to pay. Sent late notice.
14922	Jack Michael	1,082.50	162.50	137.50		137.50	645.00	500.00	9/20/2016	ACH being made monthly.
14368	Tyco Electronics Subsea Co	(4,134.45)	(10,955.52)		6,350.40	109.61	361.06	12,727.00	11/9/2016	Customer is paying down on RF
14575	Twilligear, Rosco Dean	400.00	25.00			25.00	350.00	100.00	10/26/2016	Acct. being monitored
14963	Castro, Jesse AR	1,420.00	382.50	357.50		357.50	322.50	1,777.50	10/3/2016	
14809	Department of Homeland Sec	267.38					267.38	4,885.94	5/4/2015	
14180	Coffman, Brent	40.00	(220.00)				260.00	162.50	10/27/2016	Credit to be spread
1490	Guam Telephone Authority	495.32	239.54				255.78	124.40	10/31/2016	New A/P called in inq about acct. Sent her invoices.
14210	Kaneshiro, Roger J., D.D.S		(240.00)				240.00	960.00	2/1/2016	Credit to be spread
9638	Asmuyao Community School	200.50					200.50	260.00	10/27/2016	
10225	Mobil Oil Guam, Inc.	127,601.31	127,473.83				127.48	58,252.73	11/9/2016	ACH being made monthly.
11756	V.Angoco's Trucking	106.43	(20.28)				126.71	51.04	11/8/2016	
10575	Pacific LP Gas	102.08					102.08	102.08	10/13/2016	Cleared acct
15103	Collier, Ernest	100.00					100.00	150.00	9/29/2016	Called tenant will make payments
13674	Coffman, John Randolf	97.50					97.50	220.00	10/27/2016	Refuses to pay. Emailed Ms. Rita to talk with him. Will send out notice. Dispute fixed
14485	Rains, Julian T.	397.50	162.50		25.00	140.00	70.00	200.00	11/7/2016	
10778	Real World Diving	42.10	(92.10)		68.70		65.50	22.90	10/12/2016	Credit to be spread
14381	Apra Dive & Marine Sports,	928.85	580.44	186.33	57.92	57.51	46.65	3,020.48	11/8/2016	Spoke to Mr. Tenorio. He will be making pmts. Inq. About other methods of payments.
15394	Castro, Rebecca Jean/Hot-dog	92.00		4.28		42.84	44.88	83.64	8/16/2016	No longer a tenant. Sent out Final notice
12293	Bradford, William W.	27.50					27.50	220.00	11/4/2016	
14429	Weilbacher, Walden	175.00	50.00	50.00		50.00	25.00	240.00	10/7/2016	

Acct. No.	Name	Balance					Last Paid					Remarks
		Open	Current	31 - 60	61 - 90	91 - 120	Over 120	Amount	Date			
14791	Fong, Francis L	420.67	363.70	31.97			25.00	490.00	10/17/2016			
14290	DGX	0.24					0.24	3,444.53	11/10/2016	Resent invoice		
14444	Office of the Governor of	122,515.93	97,779.60	24,736.25			0.08	112,097.03	9/16/2016	Federal Reimbursement		
15275	EMMANUEL PHILIPPE RE	0.01					0.01	33.33	1/9/2015	No contact		
13121	Tidewater Distributors Inc	7,242.13	(6,622.70)		8,676.99	5,187.84		5,393.95	11/10/2016			
13537	Wang, Jackey	4,337.50	1,797.50	1,797.50		742.50		6,135.00	10/14/2016	Tenant makes payments every three months.		
8483	Scuba Company	1,686.73	1,086.38	0.80		599.55		7,335.61	11/8/2016			
7341	Ambyth Shipping & Trading	415,879.37	355,016.16	60,352.81		510.40		9,386.53	11/10/2016			
14431	Quinata, Carlos/Amber Heri	460.26	160.30			299.96		354.90	10/24/2016	Dispute with water		
15278	Rosen, Mattias	412.50	137.50	137.50		137.50		550.00	6/3/2016	Called Tenant. He will be in to pay. Will send out notice		
15301	James, Iosichy	410.00	135.00	137.50		137.50		275.00	10/4/2016			
14124	Guam Fire Department	240.00	80.00	80.00		80.00		160.00	10/18/2016	Government		
14633	Eusebio, Ricardo B.	96.71	(28.29)	50.00		50.00		50.00	7/22/2016	No longer a tenant		
9742	Duenas, Christopher M.	150.00	50.00	50.00		50.00		300.00	10/19/2016	Sent out late notice		
14534	Martin, Dwight	325.00	150.00	150.00		25.00		800.00	11/3/2016			
10735	Plummer, Peter J.	200.00	87.50	87.50		25.00		87.50	9/27/2016	Spoke to tenant. Mail came back returned.		
9401	Tasi Tours Inc.	25.00	29.39	634.03	634.03	25.00		423.05	10/19/2016	RF pending to be paid.		
14061	AR Sunriser Canteen/Cateri	1,297.45	483.23	461.86	64.44			634.03	10/31/2016	Late notice sent		
14384	Auto Marine Inc.	1,009.53						2,850.00	7/25/2016			
13528	Federal Emergency Management	50,219.45	306.71	6,265.10				50,219.45	10/26/2016			
13044	Smithbridge Guam, Inc.	6,571.81	49,714.89	1,647.34				6,676.82	9/12/2016			
7923	Inchcape Shipping Services	51,362.23	3,644.86	502.10				33,430.20	11/3/2016			
13696	Lotus Pacifica Trading, In	4,146.96		179.33				5,850.67	10/31/2016			
10217	Mars, Thomas Z.	179.33	137.50	137.50				220.00	9/20/2016			
10524	Orcutt, Kenneth D.	275.00	95.00	70.00				275.00	10/4/2016			
15088	Shida, Paul H.	165.00	16.00	42.00				70.00	9/13/2016			
14907	Taitano, John	58.00						600.00	10/4/2016			
14642	Tristar Terminals Guam, In	113,878.21	113,878.20	0.01				75.00	11/4/2016			
1487	Guam Federation of Teacher	(859.00)	(859.00)									
7413	Seabridge Inc.	374.67	374.67					9,013.50	9/6/2016			

Acct. No.	Name	Balance		31 - 60	61 - 90	91 - 120	Over 120	Amount	Last Paid		Remarks
		Open	Current						Date	Date	
7763	Guam Dolphin's Marine Sport	1,210.70	1,210.70					2,179.00	11/4/2016		
8352	Paradise Aqua Corp.							385.56	11/7/2016		
8475	Sanko Bussan (Guam) Co, Lt	(4,760.96)	(4,760.96)					220.00	6/29/2016		
9478	Triple B Forwarders	(342.42)	(342.42)					102.08	11/8/2016		
9620	Alupang Beach Club	1,030.55	1,030.55					432.51	11/1/2016		
9654	Baba, Hideharu							40.00	11/8/2016		
9697	Camacho, Antonio Frank C.							440.00	12/2/2015		
9806	Felix, Christopher							25.00	9/1/2016		
9822	Osakana Cruise, Inc/Fish E	(234.42)	(234.42)					510.00	11/8/2016		
9831	Fish Hook Inc.	360.00	360.00					360.00	11/3/2016		
9849	Flores, William A.							50.00	5/9/2016		
9996	Johnson, George L.							106.00	10/7/2016		
10276	McDermott International(Ra	(0.03)	(0.03)					40.48	7/20/2015		
10621	Perez, Thomas L.G.							240.00	8/29/2016		
10743	Poppe, Edward/FISH INC	25.00	25.00					105.00	10/18/2016		
11764	American Bureau of Shipping	71.25	71.25					554.99	11/1/2016		
11770	Black Construction Corpora	(364.27)	(364.27)					117.52	4/26/2016		
12335	Liberty, Lawrence D / Sand							412.50	9/28/2016		
12373	Beighley, Jim/Mark Baldyga							614.90	2/3/2016		
12394	Wong, Billy							300.00	6/9/2016		
12397	Cruz, John R.							40.00	11/7/2016		
12424	Flores, Joaquin C.							137.50	11/3/2016		
12446	Coam Trading (Guam) Co. Lt	303.55	303.55					699.88	11/1/2016		
12509	Hanley, Timothy F.							105.00	10/11/2016		
12511	Hanson Permanente Cement o	(329,704.84)	(329,704.84)					0.90	5/20/2016		
12522	Dickerson & Quinn, Ltd	(25.52)	(25.52)					102.08	9/9/2016		
12851	Eric Bell	23.42	23.42					474.21	9/20/2016		
12895	Bell, James C. or Cynthia							300.00	10/31/2016		
13030	South Pacific Petroleum Co	273.45	273.45					29,742.00	10/18/2016		
13089	Guam Fisherman's Cooperative							600.00	3/21/2016		
13190	GENTLY BLUE DIVING SHOP							1,500.00	6/23/2016		
13191	Aguon, Sonja V. or Paul SN	(293.10)	(293.10)					220.00	10/17/2016		
13202	Department of Administration	3,913.75	3,913.75					3,943.75	10/26/2016		

Acct. No.	Name	Balance				Last Paid					Remarks
		Open	Current	31 - 60	61 - 90	91 - 120	Over 120	Amount	Date		
13476	Isla Maritime Agency	2,804.65	2,804.65					5.00	10/27/2016		
13545	Perez, Vincent T./Vern Per							600.00	12/16/2015		
13653	Yu, Niko K.							25.00	4/26/2016		
13677	Brown, Roy							117.50	10/19/2016		
13914	Dacanay, Ann R.	30.00	30.00					70.00	10/24/2016		
14126	Margarita Charters	(200.00)	(200.00)					695.50	10/12/2016		
14136	San Nicolas, Jose T.	220.00	220.00								
14143	Salt Shaker Yacht Charter							245.26	10/7/2016		
14145	Nadler, Landon							240.00	8/11/2016		
14150	PIER, KENNETH							275.00	11/1/2016		
14364	P.S.V. Corp./Joo, Gi Bum	311.85	311.85					9,129.45	9/6/2016		
14387	Guam Sungwoo Ferry Corp.	68.70	68.70					68.70	11/3/2016		
14409	Robinson, Merle Ann	(8.00)	(8.00)					555.00	7/25/2016		
14436	John C. Agnon/Myung J. Par							600.00	2/23/2016		
14482	Quinata, John M.	825.00	825.00								
14503	Fox, Norman	(16.67)	(16.67)					440.00	9/21/2016		
14533	Brochon, Michael	25.00	25.00					360.00	9/20/2016		
14535	Young, Dione & Jerry	50.00	50.00					200.00	10/28/2016		
14537	Fredrick, Bruce & Dianne	25.00	25.00					1,125.00	9/22/2016		
14570	Terlaje, Glenn							275.00	11/1/2016		
14582	Packbier, Paul E.R./PCR Gu							262.50	10/13/2016		
14658	Phillip, Vincer	(5.50)	(5.50)					132.00	10/31/2016		
14752	Head, David	(2.50)	(2.50)					220.00	8/22/2016		
14776	MARAD	(169.45)	(169.45)					34,271.66	11/30/2011		
14778	IP&E Holding LLC	(374,634.06)	(374,634.06)					5,814.03	11/3/2016		
14861	Taisacan, Nicholas							440.00	10/11/2016		
14923	Shotguns	25.00	25.00					4,460.00	9/22/2016		
14968	Nguyen, Hoa Van							960.00	2/10/2016		
15095	Chen, Steven	25.00	25.00					375.00	9/22/2016		
15120	Agnon, Paul S.N.	(61.85)	(61.85)					100.00	1/29/2016		
15152	SUNNY SIDE UP GUAM INC.							907.50	9/1/2016		
15205	RIDLON, DANIEL A							480.00	3/4/2016		
15242	Ames, Todd	220.00	220.00					220.00	10/18/2016		

Acct. No.	Name	Balance		31 - 60	61 - 90	91 - 120	Over 120	Last Paid		Remarks
		Open	Current					Amount	Date	
15248	OJIMA, MAX HIDEO	(1,050.00)	(1,050.00)					1,800.00	10/26/2015	
15290	Murrell, Robert Dan							600.00	1/13/2016	
15300	Berg, Julia	220.00	220.00					880.00	8/8/2016	
15316	JC RENTALS GUAM	(0.20)	(0.20)					220.00	11/7/2016	
15325	Kobayashi, Ronald							150.00	11/7/2016	
15326	Campus, Hieu							600.00	2/10/2016	
15334	KALS Corporation							2,714.75	11/4/2016	
15344	SMITH, DON E.	(0.02)	(0.02)					149.03	12/18/2015	
15370	J524 Inc./Linden Akademia	266.74	266.74					340.00	10/26/2016	
15377	Dewan World Wide Inc.	(0.01)	(0.01)					182.27	2/1/2016	
15387	BROCK, GREGORY							880.00	9/14/2016	
15463	SBT-12 CCM DET HOTEL	(192.06)	(192.06)					1,554.40	7/18/2016	
15475	Tropical Island Marine Sports	(408.00)	(408.00)					363.12	11/10/2016	
15480	L & P Corporation	(0.05)	(0.05)					255.25	8/18/2016	
15491	Lizama, Jr. Kelly A							137.50	11/8/2016	
15494	Guam Triathlon Federation	(75.00)	(75.00)					75.00	9/20/2016	
15495	Pocaique, Joel	(50.00)	(50.00)					50.00	9/22/2016	
15496	Soram, Julius	(50.00)	(50.00)					50.00	9/26/2016	
15498	Ibanez, Linda	(50.00)	(50.00)							
	TOTAL	5,031,329.34	3,787,001.47	209,555.03	38,635.76	30,023.03	966,114.05			

Supplier	Supplier Name	Phone	Co	Balance	Open	Current	61	90	91	120	Aging 121	Over
15177	Keimaghan, Timoth	671 4266390	00050	50.00	50.00							
12199	Kilroy	671 4728142	00050	485.00	485.00							
11888	Kings Auto Parts	800 4781812	00050	887.05								887.05
9339	Lab Safety Supply	671 3560783	00050	11.00		11.00						
15433	Leon Guerrero, Pa	671 4896510	00050	50.00		50.00						
14822	Lin, Yuyao (DBA: L	671 6483488	00050	1900.00		1900.00						
1638	LUJAN, FRANK V.	671 4775931	00050	50.00		50.00						
11921	Marine Technical	310 545-8030	00050	63193.25		63193.25						
15445	Masahiro, Pakemot	671 688-8248	00050	43.35		43.35						
11929	Megadyte	671 6496988	00050	1448.52		1448.52						
15490	Mendiola, Melanie	671 6491947	00050	50.00		50.00						
10250	Morrison Equipment	671 6491924	00050	26686.40		26686.40						
13909	MARIANAS VARIETY	202 6884848	00050	1350.00		1350.00						
15106	MORPHOTRUST USA	671 6376642	00050	1746.50		1746.50						
10330	Napa Auto Parts	671 6376642	00050	280.11		280.11						
10356	National Office S	671 6455115	00050	2082.55		2082.55						
14711	National Trading	671 6471883	00050	824.00		824.00						
14450	Net PC Guam	671 6466380	00050	1025.00		1025.00						
10399	Oceanic Lumber, I	671 6469111	00050	339.80		339.80						
15345	OPRICE CREATIVITY	671 7875665	00050	1394.60		1394.60						
11811	Pacific Daily New	671 4721735	00050	552.00		552.00						
10516	Pacific Data Syst	671 6484361	00050	522.33		522.33						
13901	Pacific Waste Sys	671 6481925	00050	10040.00		10040.00						
1515	Paintco Incorpoa	671 4727770	00050	4135.49		4135.49						
14197	Parsons Brinckerh	671 9884455	00050	41323.54		41323.54						
14831	Phillips and Bord	671 4772222	00050	69912.50		69912.50						
50	Port Authority of	671 4775931	00050	47.25		47.25						47.25
12114	Protective Collin	671 6454622	00050	1157.55		1157.55						
14631	Public Utilities	671 4721907	00050	8070.00		8070.00						
15344	PMC Isla Health S	671 6476201	00050	1253.00		1253.00						
15144	PTT PACIFIC INC. D	671 6459287	00050	1815.50		1815.50						
12301	Rainbow Paints, Su	671 4725651	00050	2404.73		2404.73						
10823	Reaction Supply C	671 6426444	00050	2813.90		2813.90						
70933	Safety 1st Servic	671 6454545	00050	208.72		208.72						
15338	Smart Copy Servic	671 4728871	00050	224.00		224.00						
13030	South Pacific Pet	671 6453364	00050	5071.30		5071.30						
11017	Speed Way Machine	671 4721108	00050	1110.00		1110.00						
11041	State Agency for	671 4721108	00050	70.20		70.20						70.00
11043	Sunny Wholesale	671 6459810	00050	150.00		150.00						
1155	SANTOS, FRANCISCO	671 4775931	00050	30.00		30.00						
1155	SANTOS, JOHN B.	671 4775931	00050	239.00		239.00						
11076	ten-tak Supply	671 6455668	00050	732.00		732.00						
15469	Thompson Informa	808 6773789	00050	24325.11		24325.11						
11983	Treasurer of Guam	671 5652300	00050	2810.17		2810.17						
14642	Tristar Terminals	671 6388133	00050	2946.60		2946.60						
11615	TRENG BROTHERS CO	671 6459664	00050	1265.00		1265.00						
15335	TECH AUTO AIR COR	671 777-2282	00050	350.00		350.00						
15335	TERLAUD, MIKE	671 472-2259	00050	590.00		590.00						
1944	TITHINGRAD, ALEX	671 6426162	00050	1390.00		1390.00						
12542	United Tire	671 6478823	00050	140.74		140.74						
15015	Universal Air Sup	671 6478823	00050	64418.75		64418.75						
11972	Western Pacific S	671 6464231	00050	1240.00		1240.00						
11956	Workers Compensat	671 6379008	00050									2630.00
14915	WASHLAND OF GUAM		00050									

13631.40

265.00

47.25

1253.00
732.00

70.00
50.00

486.12

50.00
350.00

2630.00

04413

Port Authority of Guam
Accounts Payable Summary

Page 3
Date 11/17/16
As Of 09/30/16

Supplier Supplier Co
----- Name ----- phone -----
7253 Xerox Corporation 671 4779456/9495 00050

Balance Open Current Aging
----- 61 - 90 91 - 120 121 - Over . . .
3705.00 3705.00

00050 Port Authority of Guam 1689813.65 1497966.88 13649.21 178197.56

Grand Total 1689813.65 1497966.88 13649.21 178197.56

**PORT AUTHORITY OF GUAM
Budget Transactions**

In the January 31, 2013 Board meeting, Acting General Manager requested authorization from the Board of Directors to allow management to lift quarterly budget and be able to transfer money within divisions budget to give them the flexibility to manage their division. The Board of Directors approved the above request provided that the request be documented and that the Board be informed. Therefore, below are the current transactions.

Budget Lifts:									
Memo	Date	Division	Request	Acct. No.	Annual Budget	Quarterly Budget	Used	pending requisitions/PO's	Reason
Divisional Transfers:									
Memo	Date	Division	Request	Acct. No.	Annual Budget	Quarterly Budget	Used	pending requisitions/PO's	Reason
	9/1/2016	Finance	685.8113		675/681.8113				
	9/2/2016	Trans	331/332.8111		331/332.8114				3,000.00 Needed for Holiday Work
	9/8/2016	Maint	421.8114		422.8524				25,000.00 Needed for OT
	9/9/2016	Stevadore	312.8524		312.8114				4,400.00 Needed for supplies
	9/14/2016	IT	670.83663OFCEOPT		670.8114				13,000.00 Needed for OT
	9/14/2016	Gen Adm/n	610.8366 OFCEOPT		610.85				5,000.00 Needed for OT
	9/16/2016	Human Resource	620.8671		620.8114				50.00 Needed for Police report
	9/22/2016	Maint	423.8524		423.8114				2,000.00 Needed for OT
	9/30/2016	Procurement	631.8366 OFCEOPT		631.8112/4				3,220 Needed for OT
									1,000 Needed of ST & OT

PORT AUTHORITY OF GUAM

Crane Surcharge					9.50%	BOG 0101-330971 50.1122.BOGCRANE	
60.5851					Sinking	Bank Bal.	
Date	Description	Amount	Balance	Remarks	Fund	Amount	Date
9/30/2015	Balance Forwarded		204,034.34		1,641,602.03	1,568,609.89	
10/1/2015	PMC Accr Reversal	84,663.92	288,698.26				
10/20/2015	Loan Payment	(101,426.79)	187,271.47				
10/1/2015	Pola Insurance Prem	(260,000.00)	(72,728.53)			20,090.12	10/9/2015
10/31/2015	Revenues	569,075.96	496,347.43			35,297.41	10/26/2015
10/31/2015	Depreciation	\$ (66,666.67)	429,680.76			168.44	10/31/2015
10/31/2015	Pola 14 Exp 70.8390	(2,925.10)	426,755.66				
	Pola 16 Exp 70.8391	\$ (3,809.81)	422,945.85				
	Pola 17 Exp 70.8392	\$ (3,101.62)	419,844.23				
	Gantry 3	\$ -	419,844.23				
10/31/2015	Reserve	\$ (54,062.22)	365,782.01		54,062.22		
10/31/2015	PMC	\$ (79,138.51)	286,643.50				
11/20/2015	Loan Payment	(101,426.79)	185,216.71				
11/30/2015	Revenues	531,308.62	716,525.33				
11/30/2015	Depreciation	\$ (66,666.67)	649,858.66				
11/30/2015	Pola 14 Exp 70.8390	(26,367.15)	623,491.51				
	Pola 16 Exp 70.8391	(30,549.91)	592,941.60				
	Pola 17 Exp 70.8392	(29,371.96)	563,569.64				
	Gantry 3	-	563,569.64			29,742.00	11/19/2015
11/30/2015	Reserve	(50,474.32)	513,095.33		50,474.32	167.98	11/30/2015
11/30/2015	PMC	(107,301.90)	405,793.43				
12/20/2015	Loan Payment	(101,426.79)	304,366.64			92,961.34	12/10/15
12/31/2015	Revenues	\$ 586,650.13	891,016.77			93140.1	12/11/15
12/31/2015	Depreciation	\$ (66,666.67)	824,350.10			108772.31	12/15/15
12/31/2015	Pola 14 Exp 70.8390	\$ (23,487.39)	800,862.71			116308.64	12/17/15
	Pola 16 Exp 70.8391	(25,565.70)	775,297.01			156717.67	12/22/15
	Pola 17 Exp 70.8392	\$ (26,625.70)	748,671.31			204.39	12/31/15
	Gantry 3	\$ (18,515.00)	730,156.31				
12/31/2015	Reserve	\$ (55,731.76)	674,424.54		\$ 55,731.76		
12/31/2015	PMC	\$ (36,060.52)	638,364.02				
	PMC	-	638,364.02				
1/20/2015	Loan Payment	(101,426.79)	536,937.23				
1/31/2016	Revenues	438,937.59	975,874.82				
1/31/2016	Depreciation	\$ (66,666.67)	909,208.15				
	Pola 14 Exp 70.8390	(7,331.67)	901,876.48				
	Pola 16 Exp 70.8391	\$ (9,691.73)	892,184.75				
	Pola 17 Exp 70.8392	(10,452.79)	881,731.96				
	Gantry 3	-	881,731.96			235.91	1/31/2016
1/31/2016	Reserve	\$ (41,699.07)	840,032.89		41,699.07		
1/31/2016	PMC	\$ (4,474.25)	835,558.64				
2/20/2016	Loan Payment	(101,426.79)	734,131.85				
2/29/2016	Revenues	462,422.77	1,196,554.62			37232.15	2/2/2016
2/29/2016	Depreciation	\$ (66,666.67)	1,129,887.95			42,066.68	2/23/2016

PORT AUTHORITY OF GUAM

Crane Surcharge					9.50%	BOG 0101-330971 50.1122.BOGCRANE	
60.5851					Sinking	Bank Bal.	
Date	Description	Amount	Balance	Remarks	Fund	Amount	Date
2/29/2016	Pola 14 Exp 70.8390	(12,868.31)	1,117,019.64			225.02	2/29/2016
	Pola 16 Exp 70.8391	\$ (22,326.46)	1,094,693.18				
	Pola 17 Exp 70.8392	\$ (34,763.42)	1,059,929.76				
	Gantry 3	\$ -	1,059,929.76				
2/29/2016	Reserve	(43,930.16)	1,015,999.60		43,930.16		
2/29/2016	PMC	\$ (215,466.49)	800,533.11				
3/31/2016	Loan Payment	(101,426.79)	699,106.32				
3/31/2016	Revenues	503,962.85	1,203,069.17				
3/31/2016	Depreciation	\$ (66,666.67)	1,136,402.50				
3/31/2016	Pola 14 Exp 70.8390	(12,395.87)	1,124,006.63				
	Pola 16 Exp 70.8391	(14,245.39)	1,109,761.24				
	Pola 17 Exp 70.8392	\$ (13,920.22)	1,095,841.02				
	Gantry 3	\$ -	1,095,841.02			41,091.82	3/28/2016
3/31/2016	Reserve	\$ (47,876.47)	1,047,964.55		47,876.47	244.80	3/31/2016
3/31/2016	PMC	\$ -	1,047,964.55				
4/20/2016	Loan Payment	(101,426.79)	946,537.76				
4/30/2016	Revenues	\$ 515,736.19	1,462,273.95				
4/30/2016	Depreciation	\$ (66,666.67)	1,395,607.28				
4/30/2016	Pola 14 Exp 70.8390	\$ (30,440.46)	1,365,166.82				
	Pola 16 Exp 70.8391	(33,329.33)	1,331,837.49				
	Pola 17 Exp 70.8392	\$ (32,868.84)	1,298,968.65				
	Gantry 3	-	1,298,968.65			27,227.92	4/20/2016
	Reserve	(48,994.94)	1,249,973.71		48,994.94	241.68	4/30/2016
	PMC	(253,707.34)	996,266.37				
5/20/2016	Loan Payment	(101,426.79)	894,839.58				
5/31/2016	Revenues	534,931.32	1,429,770.90			31,822.20	5/12/2016
5/31/2016	Depreciation	\$ (66,666.67)	1,363,104.23			253.76	5/31/2016
5/31/2016	Pola 14 Exp 70.8390	(33,084.63)	1,330,019.60				
	Pola 16 Exp 70.8391	\$ (36,999.24)	1,293,020.36				
	Pola 17 Exp 70.8392	\$ (37,679.60)	1,255,340.76				
5/31/2016	Gantry 3	\$ -	1,255,340.76				
5/31/2016	Reserve	\$ (50,818.48)	1,204,522.28		50,818.48		
5/31/2016	PMC	(85,841.52)	1,118,680.76				
6/20/2016	Loan Payment	(101,426.79)	1,017,253.97				
6/30/2016	Revenues	586,173.99	1,603,427.96				
6/30/2016	Depreciation	\$ (66,666.67)	1,536,761.29				
6/30/2016	Pola 14 Exp 70.8390	(13,213.70)	1,523,547.59			16,616.12	6/8/2016
	Pola 16 Exp 70.8391	(28,645.27)	1,494,902.32			29,288.03	6/24/2016
	Pola 17 Exp 70.8392	(28,342.62)	1,466,559.70			248.51	6/30/2016
	Gantry 3	-	1,466,559.70				
6/30/2016	Reserve	(55,686.53)	1,410,873.18		55,686.53		
6/30/2016	PMC	(64,381.14)	1,346,492.04				

PORT AUTHORITY OF GUAM

Crane Surcharge					9.50%	BOG 0101-330971 50.1122.BOGCRANE	
60.5851					Sinking	Bank Bal.	
Date	Description	Amount	Balance	Remarks	Fund	Amount	Date
7/20/2016	Loan Payment	(101,426.79)	1,245,065.25				
7/31/2016	Revenues	521,756.74	1,766,821.99				
7/31/2016	Depreciation	\$ (66,666.67)	1,700,155.32				
7/31/2016	Pola 14 Exp 70.8390	(10,724.01)	1,689,431.31				
	Pola 16 Exp 70.8391	\$ (13,420.91)	1,676,010.40				
	Pola 17 Exp 70.8392	(10,439.34)	1,665,571.06			259.99	7/31/2016
	Gantry 3	-	1,665,571.06				
7/31/2016	Reserve	(49,566.89)	1,616,004.17		49,566.89		
7/31/2016	PMC	(35,415.30)	1,580,588.87				
8/20/2016	Loan Payment	(101,426.79)	1,479,162.08				
8/31/2016	Revenues	581,111.29	2,060,273.37				
8/31/2016	Depreciation	\$ (66,666.67)	1,993,606.70				
8/31/2016	Pola 14 Exp 70.8390	(10,790.89)	1,982,815.81				
	Pola 16 Exp 70.8391	(11,575.06)	1,971,240.75				
	Pola 17 Exp 70.8392	\$ (11,998.30)	1,959,242.45				
	Gantry 3	-	1,959,242.45				
8/31/2016	Reserve	(55,205.57)	1,904,036.87		55,205.57	260.02	
8/31/2016	PMC	-	1,904,036.87				
8/31/2016	CIP	(115,596.94)	1,788,439.93				
9/20/2016	Loan Payment	(101,426.79)	1,687,013.14				
9/30/2016	Revenues	452,826.75	2,139,839.89				
9/30/2016	Depreciation	\$ (66,666.67)	2,073,173.22				
9/30/2016	Pola 14 Exp 70.8390	(5,082.93)	2,068,090.29				
	Pola 16 Exp 70.8391	(5,675.29)	2,062,415.00				
	Pola 17 Exp 70.8392	\$ (5,614.95)	2,056,800.05				
	Gantry 3	\$ (26,884.00)	2,029,916.05				
9/30/2016	Reserve	\$ (43,018.54)	1,986,897.51		43,018.54	50,329.95	9/29/2016
9/30/2016	PMC	(46,377.38)	1,940,520.13			251.83	9/30/2016
9/30/2016	Over Baseline (4,897)	(612,125.00)	1,328,395.13		612,125.00		
	CIP Budget	(810,000.00)	518,395.13		2,850,791.98	2,500,076.68	

PORT AUTHORITY OF GUAM

Facility Maintenance Fee Ledger

50.1122.BOGFM

60.5841						50.1122.BOGFM	
Date	Description	Debit	Credit	Balance	Remarks	BOG Balance	Date
	Balance Forward			1,036,289.97		2,368,235.43	
	Container Yard Stripping		15,000.00	1,021,289.97	Addtl funding		
	Bumper		-	1,021,289.97			
	CT Yard Asphalt Pavement Rprs		350,000.00	671,289.97			
	CT Yard Light Pole Southside area X		-	671,289.97			
	Canopy-Drum Lot		104,710.00	566,579.97			
	Canopy-Toploader FL Structure		105,160.00	461,419.97			
	Other Small Projects (605,275)		-	461,419.97			
10/31/2015	October Revenues	147,931.57		609,351.54		251.42	10/31/2015
11/30/2015	November Revenues	146,195.23		755,546.77		243.33	11/30/2015
12/31/2015	December Revenues	170,048.70		925,595.47			
	PY Adj. Cont. Yard Asphalt Pav Rpr	50,000.00		975,595.47		51,536.94	12/10/2015
	PY Adj Concrete Storm Drain Channel	600,000.00		1,575,595.47		255.18	12/31/2015
	Container Yard Stripping		1,079,819.00	495,776.47			
	Trench Drain Repair & Upgrade		247,629.00	248,147.47			
	Fire Hydrant Adj & Valve Replacement		50,904.00	197,243.47			
	CCTV Connectivity		26,000.00	171,243.47		31,079.16	01/05/16
1/31/2016	Add back unused fr Genset	886.14		172,129.61		59,578.95	01/19/16
1/31/2016	January Revenues	128,513.95		300,643.56		262.18	01/31/16
	Other Small Projects (605,275)		275,922.00	24,721.56			
2/29/2016	February Revenues	144,576.25		169,297.81		37,763.32	2/2/2016
	Add back unused fr CCTV	1,289.09		170,586.90		40,164.46	2/5/2016
3/31/2016	March Revenues	132,573.83		303,160.73		255.94	2/29/2016
4/30/2016	April Revenues	163,739.07		466,899.80		274.92	3/31/2016
5/31/2016	May Revenues	132,034.61		598,934.41		266.08	4/30/2016
6/30/2016	June Revenues	162,619.89		761,554.30		10,104.52	4/29/2016
7/31/2016	July Revenues	140,328.76		901,883.06		276.02	5/31/2016
8/31/2016	August Revenues	158,706.68		1,060,589.74		27,474.09	6/8/2016
9/30/2016	September Revenues	118,427.45		1,179,017.19		269.25	6/30/2016
						279.03	7/31/2016
						57,656.54	8/24/2016
						280.44	8/31/2016
						21248.63	9/29/2016
						276.08	9/30/2016
						2,708,031.91	

PORT AUTHORITY OF GUAM
Jose D. Leon Guerrero Commercial Port
ENGINEERING/CIP DIVISION
Piti, Guam 96925

November 16, 2016

MEMORANDUM

TO: General Manager
FROM: Engineer Manager
SUBJECT: Brief Summary Status of Ongoing & Proposed CIP Projects

The following is a summary list of aforementioned subject. *Latest developments are italicized.*

1) PROJECT: Marine SLE Project, Wharf Repairs
IFB NUMBER: PAGCIP-014-005
CONTRACTOR: BME & Sons Inc.
PROJECT AMOUNT: \$4,541,635.00
DESIGNER: Parson Brinkerhoff
PURCHASE ORDER: No. 11332 OF
CHANGE ORDER: \$45,000.00 (CO1), \$68,958.00 (CO2), (CO#3) \$492,120.50,
(C.O.#4) \$299,384.73
TOTAL AMOUNT: \$5,447,098.23
FUNDING SOURCE: Port Authority of Guam
NOTICE TO PROCEED: January 5, 2015
COMPLETION TIME: May 17, 2016 (360CD+ 100 Days CO2 , CO3 and C.O4)
PAYMENT TO DATE: \$5,215,719.06
BALANCE TO DATE: \$261,719.17
CM COST: \$459,724.54
AMENDMENT NO. 1 \$109,117.92
AMENDMENT NO. 2 \$67,442.68
NEW CONTRACT AMOUNT \$636,285.14
PAYMENT TO DATE: \$568,842.46 (CM)
BALANCE TO DATE: \$67,442.68
CONSTRUCTION MGR: EMPSCO & Port Engineering/CIP Division
POINT OF CONTACT: Danny Natividad, Proj. Manager (BME & Sons) Tel. # 632-3338
Iremar Gutierrez, Proj. Engr. (BME & Sons) Tel. # 777-4253
Jun Capulong, Consultant (EMPSCO) Tel. # 638-4716
Ferdie F. Cabuhat, Proj. QC (EMPSCO) CP # 988-4531
PAG ENGG/CIP Div.
WORK STATUS: Bid opening was on 6/17/2014 & bid result has BME (\$4,541,635.00), Black Construction Corp.(\$4,677,318.00) & SmithBridge (\$8,978,324.88). Procurement is preparing the bid evaluation for management approval. Procurement is awaiting approval by PAG BoD for the Construction Manager budget. PNTF was issued on 9/29/2014. Contractor awaiting the DPW Building Permit approval. NTP was issued on 1/5/2015 & contractor start mobilization. Spur rail removal complete &

asphalt pavement pouring is on 2/23-25/2015. Received divers certificate renewal copies & contractor to schedule the Wharf F3 debris removal work. Debris removal & drop-off anodes along Wharf F3 is complete & start prepping sheet pile for anode installation. On-going works under Wharf F5 concrete beams/columns for spalls & cracks. Wharf F3 anode installation is at 90% complete. Anode full welding installation is at Wharf F4 Sta.10+00. FRP material's ETA will be on 9/1/2015 & FRP techrep will be on island on 9/9/2015 to supervise the FRP installation underneath wharf F5. BME continue full welding anode installation in F4 @ Sta.11+00 & part of Wharf F6. FRP jacket installation & epoxy grout pouring was observed by the FRP techrep on 9/10-14/2015 & work set-up was approved.

Anode installation is on-going in F4, Sta.14+04 & in F5, Sta.14+05 to Sta.27+04. Work ongoing on Anode installation at F-5 & F-6 awaiting FRP materials and additional grout. ETA end of November. Work ongoing on Crack & Spalls. C.O. No.3 will be submitted for approval. BME and Trident Cross continue installation of Anodes under Wharf F-5. Proposed Change Order No. 3 was approved by PAG Management, awaits amendment of contract by procurement. BME and Trident Cross continue to work for the installation of FRP Jacket, Installation of Anodes at toe wall and starts working of the approved change order no. 3. Procurement Amending Contract for Construction Management (EMPSCO). BME continue working for the installation of Anodes in the Toe wall, return wall, Rear wall and repairs of fendering concrete support under F-5. Empsco monitor progress work and review RFI and Proposed Change Order No.4 for negotiations. Submitted Propose Change Order No.4 for PAG Gen. Managers approval. Conducted a pre final inspection of F-3 concrete bulkhead repair as part of change order no.3 on March 4, 2016 . BME completed installation and pouring of FRP jacket for repair of concrete column. Conducted Pre Final inspection of FRP and Beam repair under F-5 on March 21, 2016. Sea Engineering conducting an inspection of Anode installed at F-3 to F-6 on March 21 to 23, 2016. P.B. engineers will tentatively arrive Guam on March 30 and 31 for an inspection of the above subject. On March 25, 2016. PAG General Manager suspended Construction Management Services of EMPSCO for the MSLE project. Also, Installation of Anodes was suspended from BME and Trident Cross until further notice. Parson and Brinckerhoff with PAG Engineering conducted a pre-final inspection last March 30 to 31, 2016. A Punch lists was establish by P.B and PAG Engineering, BME contractor address the discrepancies listed on the punch list. A final inspection was conducted April 7, 2016 and all punch list items conforms as required to the project specifications. BME and Empsco awaits lifting of suspension for the Installation of Anodes as part of MSLE project. As per BME, PAG Management lifted suspension of anodes installation on 4/20/16. BME and subcontractor Trident Cross resume working at wharf F-3 4/25/16 for the punch lists of installation of anodes. BME has up to May 17, 2016 to complete punch lists and project.

BME and subcontractor Trident Cross completed the correction of punch list items of the installation of Welded Anodes from Sea Engineering on May 16, 2017. Followed by an inspection by AWS Welder Inspector Mr. Greg. Kaiser. And on May 5, 2016. Corrpro Cathodic Engineers conducted a continuity test of the installed anodes. A final report was submitted to C.M Empsco for final Close out documents, A coordination is on going between Empsco and Pro Marine to conduct a final under water inspection of the installed welded Anodes from F-3 to F-6 BME progress billing invoices no. 13,14, &15 and 10% retainage fee are still on hold by the General Manager.

Billing Invoice 13,14,15 was paid by PAG, Change Order No. 4 was also approved by PAG Management on June 10, 2016. Empsco subcontractor PMT conducted a final underwater inspection of welded anodes from F-3 to F-6 and completed on July 8, 2016. Inspection report was given to C.M. Empsco and submitted to PAG 7/18/16. As per progress meeting on July 19,2016. All punch lists items found by Pro Marine will be repaired by BME and its subcontractor and tentatively start on July 25,2016. BME and subcontractor Trident Cross completed punch lists item repair Aug. 7, 2016 from Empsco and Pro Marine Anodes installation Inspection conducted as of July 8, 2016. Awaits Final Dive Inspection from Empsco and Pro Marine. Empsco submitted cost proposal for change order no.2 C.M. services as per contract April 8, 2016. PAG Engineering Reviewing cost proposal for negotiations. EMPSCO submitted a revised cost proposal Change Order No.2 for Const. Management extension and inspection to Deputy General Manager Admin./Finance. Awaits instruction from PAG Management. PAG approved Const. Mgt. Contract extension. EMPSCO awaits issuance of Purchase Order to resume inspection done by BME const.

PAG approved Const. Mgt. Contract extension and Issued Purchase Order to EMPSCO. Awaits Schedule and availability of Pro Marine to resume re- inspection of 137 anodes punchlist done by BME const. Empsco and Pro Marine completed punchlists inspection on November 11, 2016. Awaits final report from the C.M. (EMPSCO).

2) PROJECT:

Design and Construct Canopies for EQMR Fleet, Drum lot and Top Loader Area

IFB NUMBER:	PAG-CIP-016-001
BUDGET:	\$335,925.00
FUNDING SOURCE:	PAG – FMF
BID AMOUNT:	\$198,000.00
CONTRACTOR:	Canton Const. Corp.
POINT OF CONTACT:	Bobby Yung , Proj. Manager (Canton Const.) C.P. # 685-3046
CONSTRUCTION MANAGER:	PAG Engineering/CIP, EQMR. Manager
WORK STATUS:	Official Notice to Proceed was issued June 15, 2016. Contractor to submit 65% design for review and comments. Meet with Canton Const. and PAG Procurement Ms. Alma Javier for the Status of the 65%design. Procurement warn contractor to submit

100% design before July 22, 2016. 90% Design was submitted July 26, '16. PAG Engineering and EQMR Div. reviewed and made comments on 90% Drawing and returned to canton const. corp. on Aug. 5, 2016 for 100% or final design. As per Aug. 22, Received a call from Mr. Bobby Yung that they are working for the final design and would submit this week of Aug. 26, 2016. Canton Const. submitted a 100% design submittal Sept. 11.2016. Reviewed by PAG Engineering and EQMR Manager. Reviewed comments were return to Canton Const. which will be incorporated to the final Design and to be submitted by the end of this week Sept.16,2016. Canton Construction applied for building permit from D.P.W.DPW is looking for elevation certificate.PAG Engineer Manager Is working with PAG Deputy Manager on to approach and obtain this documents.
Proposed Change Order No. 1 with the amount of \$2,598.83for the Elevation Certificate of the three canopies, EQMR Fleet. Drum Lot and Top Loader Area is at PAG General Manager for approval. Canton Construction conducted surveying on Nov.7, 2016. Elevation certificate was received Nov. 14, 2016. Canton Const. awaits issuance of building permit from D.P.W.

3) PROJECT: **Container Yard Striping and Installation of Wheel Stop**
IFB NUMBER: PAG-CIP-016- 002
BUDGET: \$1, 079,819.00
FUNDING SOURCE: PAG – FMF
BID AMOUNT: \$997,557.51
CONTRACTOR: Canton Const. Corp.
POINT OF CONTACT: Bobby Yung, Proj. Manager (Canton Const) C.P. # 685-3046
CONSTRUCTION MANAGER: N.C. Macario and Assoc. – Nemecio Macario, S.E. 647-0947/48
 Alren Torillo- 647-0947/48
CONTRACT AMOUNT: \$171,329.13
WORK STATUS: Bid Package was given last March to Procurement for Bid Proposal. Bid proposal was open July 13, 2016, and Canton was the lowest responsive responsible bidder with the amount of 997,557.51. Procurement drafting the contract. As per procurement, contract will be sent to Attorney General for review as per requirement if bid amount is higher than \$500,000.00. As of this date, Project is still under review by Attorney General. Notice of Intent to Award was given to Canton Const. on 10/28/16 for obtaining bonding documents of the above project.
Final Contract under review and approval from PAg Legal Council.

4) PROJECT: **Container Yard Lighting Improvement Project.**
IFB NUMBER: PAG-CIP-016-003
PROJECT AMOUNT: \$140,000.00 (Engineering estimate)
FUNDING SOURCE: Federal Grant
BID AMOUNT: \$187,093.23
CONTRACTOR: Canton Construction Corporation
POINT OF CONTACT: Bobby Yung, Proj. Manager (Canton Const) C.P. # 685-3046
CONSTRUCTION MANAGER: N.C. Macario and Assoc. – Nemecio Macario, S.E. 647-0947/48
 Alren Torillo- 647-0947/48

CONTRACT AMOUNT:
WORK STATUS:

\$171,329.13
Bid Package was given last March to Procurement for Bid Proposal. Bid Proposal Opening was conducted by Procurement on June 30th, 2016 and Canton Construction Corp. was the lowest responsive responsible bidder with the amount of \$187,093.23. Procurement drafting project contract. As per procurement, Contract was submitted to PAG legal council for review and approval.
Procurement still awaits legal council approval of contract.

5) PROJECT:

RFP NUMBER:
PROJECT AMOUNT:
FUNDING SOURCE:
A/E CONSULTANT:
POINT OF CONTACT:

A/E Design Consultant Services
PAG -016-002
IDIQ Contract
Port Authority of Guam
N.C. Macario and Associates
Nemesio Macario, S.E, P.E- Tel. no. 646-0947
Alren Torillo – Tel. No. 646-0947

WORK STATUS:

RFP On-Going. Submitted reviewed proposal to Procurement for final evaluation. N.C. Macario was selected for the IDIQ contract. First Task Order No.1 for Harbor of Refuge Design to Install Ejector Pump and Shelter is on –going and to submit cost proposal. N.C. Macario submitted cost proposal for Task Order No.1- Design to Install Ejector pump, Concrete shelter and other Environmental documents. Awaits approval of the proposal from Dept. of Agriculture. Task Order No. 1 was entered in requisition by strategic planning office. Cost proposal will be ratified by PAG Board of Directors this coming board meeting. PAG Board of Directors Approved the contract of N.C. Macario for Task Order No.1. Last week ,on Oct. 11, PAG Engineering and Planning Div. meet with N.C. Macario to start working on the Design of Task Order No.1.
N.C. Macario developing 35% submittal of task Order No.1 Design to Install Ejector Pump and construction of Concrete Shelter. Awaits final contract and P.O. for the approved Task Order No.2 Construction Management Services for PAG Lighting and Stripping services.

6) PROJECT:

IFB NUMBER:
PROJECT AMOUNT:
CONSTRUCTIO MANAGER
POINT OF CONTACT:
WORK STATUS:

Design Built for the Renovation of PAG Engineering, Safety and Stevedoring Offices
PAG-CIP-016-____
\$325,000.00 (Engineering Budget)
PAG ENGG/CIP Division
PAG Engineering Office
Scope of Work On-Going for review by PAG Engineering Manager. *Final review on-going.*
Scope of Work was submitted to Procurement to prepare Bid Documents of this project. PAG Engineering submitted a request for an Account No. to Accounting before it can enter to A.S. 400.

- 7) **PROJECT:** **Container Yard Asphalt, Concrete Pavement and Fire Hydrant Valve Improvement**
 IFB NUMBER: To Be Determine
 PROJECT AMOUNT: To Be Determine
 CONTRACTOR: To Be Determine
 CONSTRUCTION MANAGER: PAG Engineering
 POINT OF CONTACT: PAG Engineering Office.
 WORK STATUS: *Scope of Works and Drawings was submitted to Procurement to Develop Bid Package Documents for Invitation to Bid.*
- 8) **PROJECT:** **Harbor Master Renovation and Upgrade**
 RFQ
 PROJECT AMOUNT: To Be Determine
 CONTRACTOR: To Be Determine
 CONSTRUCTION MANAGER: PAG Engineering
 POINT OF CONTACT: PAG Engineering Office.
 WORK STATUS: *Procurement to make final determination of the submitted Quotes from the responsible responsive contractor.*
- 9) **PROJECT:** **Renovation/Upgrade of First Floor Men's Restroom Admin. Bldg.**
 RFQ
 PROJECT AMOUNT: To Be Determine
 CONTRACTOR: To Be Determine
 CONSTRUCTION MANAGER: PAG Engineering
 POINT OF CONTACT: PAG Engineering Office.
 WORK STATUS: *Scope of Work was submitted to Procurements in acquiring Quotes.*
- 10) **PROJECT:** **Container Yard Trench Drain Repair**
 IFB NUMBER: PAG-CIP-017- ____
 PROJECT AMOUNT: To be Determine
 CONSTRUCTION MANAGER; PAG ENGG/CIP Division
 POINT OF CONTACT: PAG Engineering Office
 WORK STATUS: *Final Scope of Work On-Going for review by PAG Engineering Manager.*

COMPLETED PROJECTS:

- 1) **PROJECT:** **Administration Building Roof Leak Repair**
RFQ NUMBER: P.O No. 12871-OF
BUDGET AMOUNT: \$45,000.00 (Engineering Estimate)
BID AMOUNT : \$32,783.60 + (C.O. #1) \$1,136.00 + (C.O. #2) 9,240.00
NEW CONTRACT AMOUNT: \$43,159.60
PAYMENT TO DATE: \$43,159.60
CONTRACTOR: BBR Micronesia Corp.
CONSTRUCTION MGR: PAG Engineering
POINT OF CONTACT: Nathaniel Catolos, Proj. Manager C.P. # 929=2271
WORK STATUS: Scope of Work On-Going. Submitted Scope of Work to Procurement to advertise and awaits account number for requisitioning. Contract was awarded 6/21/16, Applied TWIC cards and MARSEC Briefing. Demolition of Project started 7/11/16 up to 7/24/16 total calendar days of project is 90 calendar days. BBMR Contractor completed pouring of 4,000 psi concrete to Admin. roof top. Awaits 21days curing of concrete. Target date to apply elastomeric paint 9/5/16. Contractor continue clearing of concrete debris to be completed 8/23/16. BBMR. submitted invoice billing no.1- 8/15/16. BBMR Const. acid wash poured concrete 9/2/16. Applied roof sealant on 9/5/16 and applied elastomeric base coat on 9/6/16. Due to weather condition (rainy) Final coat will be applied once weather is favorable for application. Project Completed Sept. 28, 2016. 100% Completed.
- 2) **PROJECT:** **Water Line Pavement Repair at F-5, F-6, Cont. Yard Area G And West of LC-1**
RFQ NUMBER: P.O. No. 12887-OF
BUDGET AMOUNT: \$30,000.00 (Engineering Estimates)
BID AMOUNT: \$24,850.00
CONTRACTOR: BME and SON's Inc.
CONSTRUCTION MGR: PAG Engineering/CIP Div.
POINT OF CONTACT: PAG Engineering Office
WORK STATUS: Scope of Work Submitted to Procurement and awaits for Requisition final approval and will obtain Contractors quotes. P.O was awarded 6/29/16. Work still on-going for 30 DAYS. Project Completed and Accepted by the Port July 22,2016.
- 3) **PROJECT:** **F1, F3, & CY Chain Link Perimeter Fence Replacement**
IFB NUMBER: PAGCIP-015-001
CONTRACTOR: Inland Builders Corp.
PROJECT AMOUNT: \$197,850.00
DESIGNER: Design-Built
CHANGE ORDER: CO1: \$24,320.20, CO2= \$63,741.62, CO3= \$48,966.18, CO4=\$13,464.28
TOTAL AMOUNT: \$348,342.28
FUNDING SOURCE: Homeland Security Grant # 2013 PSGD
NOTICE TO PROCEED: April 20, 2015
COMPLETION TIME: February 2016 (6 months after NTP issuance)
PAYMENT TO DATE: \$348,342.28
BALANCE TO DATE: 0

- CONSTRUCTION MGR: PAG ENGG/CIP Division
POINT OF CONTACT: PAG Engineering Office
WORK STATUS: 100% Completed – Awaits final billing, close out documents and as-built drawing.
Contractor submitted final billing with close-out documents.
Project completed 2/16.
- 4) **PROJECT: GDP Marina Ejector Pump Repair**
IFB NUMBER: PAGCIP-015-003
CONTRACTOR: ProPacific Builders Inc.
PROJECT AMOUNT: \$78,800.00
DESIGNER: Design-Build
CHANGE ORDER: \$0
TOTAL AMOUNT: \$0
FUNDING SOURCE: DOI F&WS/DoAg
NOTICE TO PROCEED: September 8, 2015
COMPLETION TIME: January 7, 2016 (122 CD after NTP)
PAYMENT TO DATE: \$78,800.00
BALANCE TO DATE: \$0
Construction Manager: PAG ENGG/CIP Division
POINT OF CONTACT: PAG Engineering Office
WORK STATUS: 100% Completed
- 5) **PROJECT: Concrete Catwalk Repair, LS Agat Marina Launching Ramp**
IFB NUMBER: PAG-015-004
CONTRACTOR: ProPacific Builders
PROJECT AMOUNT: \$57,818.52
DESIGNER: Design-Built
FUNDING SOURCE: Department of Agriculture, Sport Fish Restoration/Boating Access Grant # F-21-B1
NOTICE TO PROCEED: September 8, 2015
COMPLETION TIME: February 8, 2016 (5 months after NTP issuance)
PAYMENT TO DATE: \$57,818.52
BALANCE TO DATE: \$0
Construction Manager: Port Engineering/CIP Division
WORK STATUS: Project 100% Completed 2/8/16.
- 6) **PROJECT: A/E Design Consultant Services**
RFP NUMBER: PAG -013-002/P.O. # 10882-OF
DESIGNER: AmOrient Engineering
PROJECT AMOUNT: T.O. # 1 - \$182,000.00, T.O. # 2 -\$2,750.00, T.O. # 3 - \$29,650.95 & T.O. # 4 - \$85,000.00.
FUNDING SOURCE: Port Authority of Guam
NOTICE TO PROCEED: January 6, 2014
COMPLETION TIME: May 6, 2014 (4 Months after NTP) T.O.#4 Dec. 31.2015
PAYMENT TO DATE: \$299,400.95
BALANCE TO DATE: \$0
POINT OF CONTACT: John Robertson, GM (AmOrient Engg.)
Aquilino Cabrias, Design Engr. (AmOrient Engg)
PAG ENGG/CIP D iv.
WORK STATUS: 100% Completed

7) PROJECT: Relocation & Installation of Emergency Generators
 IFB NUMBER: PAGCIP-015-002
 CONTRACTOR: ProPacific Builders
 PROJECT AMOUNT: \$249,400.00
 DESIGNER: Design-Built
 CHANGE ORDERs 1, 2 &3: \$72,713.86
 TOTAL AMOUNT: \$322,113.86
 FUNDING SOURCE: Homeland Security Grant # EMW-2011-PU-00200
 NOTICE TO PROCEED: April 6, 2015
 COMPLETION TIME: August 6, 2015, extended Nov.6, 2015
 PAYMENT TO DATE: \$322,113.86
 BALANCE TO DATE: \$ 0
 Construction Manager: PAG ENGG/CIP Division
 POINT OF CONTACT: PAG Engineering Office
 WORK STATUS: 100% Completed.

8) PROJECT: Replacement of Welded Steel Petroleum Distribution Piping & Appurtenances
 RFP NUMBER: PAG-011-004
 CONTRACTOR: Rex International, Inc.
 PROJECT AMOUNT: \$1,538,819.00
 PAYMENT TO DATE: \$1,513,399.59
 CHANGE ORDER: (\$25,419.41)(CO1)
 TOTAL AMOUNT \$1,513,399.59
 BALANCE TO DATE: \$0
 DESIGNER: N.C. Macario & Associates
 FUNDING SOURCE: 1) A/E Design funded by PAG (\$289,928.18)
 2) CM funded by PAG (\$245,000.00)
 3) Available fund by FHWA (\$2,464,042.22)
 A/E COMPLETION TIME: February 10, 2012
 PAYMENT TO DATE: \$289,928.18 (Design)
 BALANCE TO DATE: \$0.00 (Design)
 NOTICE TO PROCEED: May 5, 2014 (Construction)
 COMPLETION TIME: March 1, 2015 ext. September 30, 2015
 CONSTRUCTION MGR: Parson Transportation Group, SSFM, & Port Engineering/CIP Division
 CM COST: \$245,000.00 (CM)
 CHANGE ORDER: \$96,423.00 (CO1:\$55,968.00, CO2:\$40,455.00)
 TOTAL CM COST: \$341,423.00
 PAYMENT TO DATE: \$0.00 (CM) (DPW & PTG)
 BALANCE TO DATE: \$0.00(CM)
 POINT OF CONTACT: Alex Dorado, Design Engr.(NCMA)
 Maria Alves, (PTG)
 Buster Anderson (PTG)
 Crispen Bensen, (DPW)
 PAG ENGG/CIP Div.
 WORK STATUS: An independent Holiday Test was done by PCS for a 15% of total length on 9/28/2015. Test report will be submitted by SSFM. Mobil's open window on punch list works will be on 10/5-14/2015.Final Inspection contracted by PAG, DPW & FHWA was conducted on October 7, 2015. Plat form was completed on the week of October 12th thru 16th. Punch list on pipelines are ongoing. Still awaiting on the Waterline for the eye

wash connection, this item will be a change order. Awaits contract close-out. *Project 100% Completed Nov.13, 2015, close-out document submitted OCT.2016.*

9) **PROJECT:** **High & Low Tower Repair & Upgrade Project**
IFB NUMBER: PAG-014-006
CONTRACTOR: ProPacific Builders
DESIGNER: AmOrient Engineering
PROJECT AMOUNT: \$277,999.00
CHANGE ORDER: CO1: \$64,491.02 CO2: \$10,500.00
TOTAL AMOUNT: \$352,990.02
FUNDING SOURCE: Port Authority of Guam
NOTICE TO PROCEED: April 6, 2015
COMPLETION TIME: October 2, 2015 (extended to Nov. 6, 2015)
PAYMENT TO DATE: \$352,990.02
BALANCE PAYMENT: \$0
Construction Manager: AmOrient Engineering/Port Engineering/CIP Division
POINT OF CONTACT: Vicente Escanilla, Proj. Manager (ProPacific Builders)
Jerlie M. Gutierrez, Proj. Engr. (PPB)
Aquilino Cabrias, Design Engr. (AmOrient)
PAG ENGG/CIP Div.
WORK STATUS: 100% Completed.

FY-16 WORK INJURY REPORT
(01/01/16 to 12/31/16)

<u>Divisions</u>	<u>*Lost-time</u>	<u>**Recordable</u>	<u>*** Refused Treatment</u>
Stevedoring	3	1	0
Transportation	3	0	0
Terminal	1	0	0
EQMR	1	0	0
Others	<u>0</u>	<u>0</u>	<u>0</u>
Total	8	1	0

Work Injury Summary for this reporting period: 11/21/2016

Total Injuries for FY-16 to date: 9– Injuries

8-- Lost-time

1 – Recordable

0 – Refused Medical Attention

Last disabling work injury was on: 10/03/2016

Number of days since last disabling work injury: 49-days

Note: PAG best record was 222 days or 7 months w/o a disabling work injury

***Lost-time** = If an employee was injured on the job and medical doctor sent him/her home, his/her injury is considered a lost-time.

****Recordable** = If an employee was injured on the job and medical doctor treated him/her and released him/her back to work on the same day (Recordable because of medical charges).

*****Refused Medical Attention:** Filed WC Forms 201 & 202 for record purposes only.



PORT OF GUAM
ATURIDAT I PUETTON GUAHAN
Jose D. Leon Guerrero Commercial Port
1026 Cabras Highway, Suite 201, Piti, Guam 96925
Telephone: 671-477-5931/35 Facsimile: 671-477-2689/4445
Website: www.portguam.com



Eddie Baza Calvo
Governor of Guam
Ray Tenorio
Lieutenant Governor

November 21, 2016

MEMORANDUM

TO: Board of Directors
FROM: General Manager
SUBJECT: Retirement – Defined Benefits Plan

The Port Authority of Guam was informed by the then-Port General Manager Pedro A. Leon Guerrero on matters regarding his Retirement under the Defined Benefits Plan. Mr. Leon Guerrero discovered that employee contributions were not made during his time of employment with the Port Authority back in March 24, 1993 thru January 3, 1995. Management has verified this account and confirms this finding to be accurate. The events leading up to what may have happened at that time is unknown.

In an attempt to reach some resolve, Mr. Leon Guerrero is requesting the Port Authority of Guam Board of Directors the authorization to apply for membership with the Government of Guam Retirement Fund. It should be noted that if a positive response is received by the Retirement Fund, may result in contribution adjustments to be made. Management will advise the Board of Directors of any developments regarding this matter.

For information, Public Law No. 23-042 created a new retirement plan identified as the Defined Contribution Plan (DC Plan) which discontinued the services of the Defined Benefits Plan (DB Plan), taking effect October 1, 1995.

I am available should you have any questions.


JOANNE M.S. BROWN



PORT OF GUAM
ATURIDAT I PUETTON GUAHAN
Jose D. Leon Guerrero Commercial Port
1026 Cabras Highway, Suite 201, Piti, Guam 96925
Telephone: 671-477-5931/35 Facsimile: 671-477-2689/4445
Website: www.portguam.com



Eddie Baza Calvo
Governor of Guam
Ray Tenorio
Lieutenant Governor

November 21, 2016

MEMORANDUM

TO: Board of Directors
FROM: General Manager
SUBJECT: USCG Academy: The Tide Rips

Once again, the U.S. Coast Guard Academy is requesting the Port's support in its official annual 2017 "Tide Rips" edition. Tide Rips has a broad distribution that provides views from active decision makers both in the USCG and the Department of Homeland Security. The USCG not only provides maritime safety and security, but also performs critical services in protection of natural resources, maritime mobility and national defense.

Purchasing an advertising space in this year's edition will allow Port exposure and recognition throughout the nation. Additionally, as long time partners of USCG Sector Guam, it shows the Port's commitment to USCG activities.

In light of this, Board approval is being requested to purchase a quarter page of advertising space for the 2017 Tide Rips edition in the amount of \$1,995.00 which will be funded through the Marketing budget account.

I am available should you have any questions.


JOANNE M.S. BROWN

MEETING ANNOUNCEMENT

TO: Representatives of Governments and Administrations in **No.:** 16/24
Cook Islands, Federated States of Micronesia, Fiji,
French Polynesia, Kiribati, Marshall Islands, Nauru,
New Caledonia, Niue, Palau, Papua New Guinea,
Samoa, Solomon Islands, Tonga and Tuvalu

The Chief Executive Officers/Secretaries Responsible for
Maritime and Energy

Copy: Development partners and associations:- ADB, AMSA,
DAM, EU, FNU, IALA, IFAN, IMO, ILO, JICA, NZ MFAT,
PASO, PIDF, PIFS, PRIF, SPREP, UNESCAP, UQ, USCG,
USP, WB, PacMA, PMTA, PIMLA, PISA and PACWIMA

FILE: PRO 135/1/6

DATE: 01 November 2016

**SUBJECT: REGIONAL MEETING FOR HEADS OF MARITIME AND ENERGY,
PORT VILA, VANUATU, 7-14 DECEMBER 2016**

1. The Pacific Community (SPC) is pleased to inform the Governments of Member States and Territories of a Regional Meeting for the Heads of Maritime and Energy from the Pacific region which will be hosted by the Government of Vanuatu in collaboration with the International Maritime Organization (IMO) in Port Vila, Vanuatu from 7-14 December 2016.
2. The meeting will be divided in 3 main events:
 - a. A 3-day Workshop for Maritime and Energy Officials from 7-9 December for the preparation of the Third Pacific Regional Transport and Energy Ministers' meeting;
 - b. A First Annual General Meeting of the Pacific Islands Maritime Conference (PIMC) on 10 December;
 - c. A 3-day Workshop for Maritime and Energy Officials on Energy Efficiency in Maritime Transport from 12-14 December 2016.

PURPOSE

3. The Workshop for Maritime and Energy Officials from 7-9 December aims to discuss the *Framework for Action on Transport Services (FATS)* priorities and objectives, agree on issues and challenges for Pacific Island Countries and Territories (PICTs) in the 7 themes of FATS to inform development partners, and eventually prepare the agenda of the 3rd Energy and Transport Ministers' meeting scheduled in April 2017 in Nuku'alofa, Tonga.

SPC Headquarters: Noumea, New Caledonia. Regional offices: Suva, Fiji, and Pohnpei, Federated States of Micronesia.
Country office: Honiara, Solomon Islands.

For contact details – Website: www.spc.int Email: spc@spc.int

Siège de la CPS : Nouméa (Nouvelle-Calédonie), Antennes régionales : Suva (Fidji) et Pohnpei (États fédérés de Micronésie)
Bureau de pays : Honiara, (Îles Salomon).
Site Web : www.spc.int Courriel : spc@spc.int

4. The First Annual General Meeting of the PIMC will bring together the executive members of the Pacific Islands Maritime Association (PacMA), the Pacific International Maritime Law Association (PIMLA), the Pacific Maritime Transport Alliance (PMTA) and the Pacific Islands Shipowners Association (PISA) along with representatives of the Pacific Women in Maritime Association (PacWIMA) in presence of the PICTs Heads of Maritime to endorse the constitution of PIMC and to provide understanding of the role of the PIMC along with its planned activities and specialised sub-committees.
5. The objective of the Regional Workshop on Energy Efficiency in Maritime Transport is to establish a platform for collaboration, knowledge transfer and tools to develop national strategies and define clear policies to improve energy efficiency in maritime and port infrastructures to use alternative and cleaner fuels and increase knowledge on energy-efficiency measures.

COMPOSITION OF DELEGATIONS

6. The participation of the Heads of Maritime Administrations/Authorities and Energy Departments from each PICTs or the Secretaries/Assistant Secretaries responsible for Maritime Transport and Energy are requested to agree on issues and requests to be presented to the Energy and Transport Ministers in 2017 for endorsement and commitment thus providing inputs to the regional and international development partners. The participants will also discuss and agree collaboration between maritime and energy government agencies to further improve the energy efficiency in maritime transport and the take up of low-carbon measures.

AGENDA

7. The final agendas will be circulated to nominated participants prior to the meeting dates. Nominated participants are asked to kindly note that they may be requested to provide a presentation or an information about particular actions or developments in their respective countries which relate to the subject matters of the meeting. Further information will accompany the agenda when it is circulated.

LANGUAGES

8. The meetings will be conducted in English.

DATE AND VENUE

9. The meetings will be held at the National Convention Centre, Port Vila, Vanuatu from the 7-14 December 2016.

NOMINATIONS

10. Governments and Administrations from PICTs are invited to nominate appropriate participants, two participants each from Maritime and Energy as stated in paragraph 6. The meeting will follow a SPC-IRENA-USA renewable energy workshop in Nadi and is highly recommended that the energy representative in Nadi is also the representative to the Vanuatu meeting.
11. Please complete the annexed nomination form and attach to it (a) a clear copy of a recent photograph and (b) biodata page of the passport of the nominated representative(s). Then return the completed nomination form and attachments to Ms Bernedine Managrove by fax number +679 337 0146 or e-mail: BernedineM@spc.int and Asia and Pacific Section, IMO, (aps@imo.org). Nominations should be coordinated and submitted through the appropriate official channel, i.e., the Department of Foreign Affairs, **no later than 11 November 2016**.
12. If Member States or Territories so desire, they may nominate additional representation but at their own cost and upon successful approval of the nominee by SPC.

13. Travel, accommodation and financial arrangements will not be processed until a completed nomination form along with a clear copy of a recent photograph and biodata page of the passport for each nominee is received by the Secretariat.
14. Development partners and interested stakeholders may nominate suitable participants, at their own cost, to participate in meetings.

TRAVEL, ACCOMMODATION AND FINANCIAL ARRANGEMENTS

15. For SPC members countries, SPC/IMO will fund travel, accommodation and per diem costs of two (2) nominated representatives (other than Vanuatu) to attend all the meetings. For SPC members Territories¹, SPC will fund travel, accommodation and per diem costs of one (1) nominated representative to attend all the meetings.
16. SPC will undertake all logistical arrangements for accommodation which for sponsored participants will be at the Warwick Le Lagoon Resort and return economy class air fare to Port Vila by the most direct and cost effective route for each funded participant. *Please note that each funded participant should submit his/her flight boarding pass to the Secretariat as a precondition for collecting his/her per diem.* Also, a funded participant who wishes to make his/her own accommodation arrangement, at his/her own cost, is required to advise SPC well in advance.
17. Self-funded participants are requested to make their own travel and accommodation arrangements. A list of local hotels and rates will be made available on request. If you require our assistance, please contact BernedineM@spc.int.

VISA REQUIREMENTS

18. Normally citizens of PICTs are granted a visitor's permit on arrival at Port Vila airport, upon presentation of a return airline ticket and passport valid for more than six months after the date of entry into Vanuatu. If unsure, please check with the Immigration Department of Vanuatu.

TELECOMMUNICATIONS

19. Telephone, fax and internet facilities are available at most hotels in Port Vila as well as at the meeting venue. Charges for all telephone calls, faxes and internet use are the responsibility of the representative incurring them. The mobile phone network provides excellent coverage in Port Vila and local SIM cards can be purchased on arrival.

POWER SUPPLY

20. Vanuatu power supply operates at 240 volts.

CURRENCY

21. The currency of Vanuatu is Vatu (VUV). Most major international credit cards are widely accepted. Exchange rates in the local banks vary daily (with information readily available at banks and hotels). Travellers' cheques can be cashed at most hotels and any bank.

CLIMATE

22. Vanuatu has a tropical climate with a cooler and less rainy season between May and November, and a warm rainy season between December and April. In Port Vila, the average maximum temperature varies between 29°C in January and 24°C in August, while the average minimum varies between 23°C in February and 18°C in August.

¹ American Samoa, French Polynesia, Guam, New Caledonia, Niue, Northern Marianas, Pitcairn, Tokelau, Wallis & Futuna

INSURANCE

23. Please note that the SPC and IMO do not have any insurance cover for country participants who travel to/from or attend meetings which they organise. Accordingly, both organisations will not be responsible for expenses incurred by or on behalf of a participant arising from sickness, injury, disability or loss of life during travel to/from or attendance of these meetings. For their peace of mind, participants should consider arranging their own travel or other insurance cover.

CONTACT INFORMATION

24. For further information about the meetings and arrangements, please contact any of the following persons:

Pacific Community

Mr Thierry Nervale
Deputy Director Transport
SPC Suva Regional Office
Tel: +679 337 9328 / Mobile 992 99 84
Email: thierryn@spc.int

Mr Sitalingi Payne
Maritime Port Adviser
SPC Suva Regional Office
Tel: 679 337 9296
Email: sitalingip@spc.int

Ms Bernedine Managreve
Administrative Assistant
SPC Suva Regional Office
Tel: +679 337 9276
Email: BernedineM@spc.int

IMO Headquarters

Ms Elene Sarria
Principal Programme Assistant
Asia and Pacific Section
Technical Cooperation Division
Email: esarria@imo.org and aps@imo.org

We look forward to receiving your completed nomination forms and to welcoming your representatives in Port Vila, Vanuatu in December.



Dr Colin Tukuitonga
Director-General

Attachs: Nomination Form

Original text: English

PACIFIC COMMUNITY

ECONOMIC DEVELOPMENT DIVISION

NOMINATION FORM

**REGIONAL MEETING FOR HEADS OF MARITIME AND ENERGY
(7 - 14 DECEMBER 2016)**

Port Vila, Vanuatu

This form is in two parts. Part 1 is to be completed by each nominee and Part 2 by the nominee's authority. The completed form and attachments should be returned to:

**EDD – TRANSPORT PROGRAMME
Pacific Community
Private Mail Bag, Suva, Fiji Islands**

Fax No. +679 337 0146; Email: BernedineM@spc.int (copy to APS@imo.org)

PART 1: To be completed by each nominee

1. FAMILY NAME (on passport).....
2. FORENAMES (on passport).....
3. DATE AND PLACE OF BIRTH.....
4. NATIONALITY.....
5. GENDER: (TICK) M.....F.....
6. PASSPORT NUMBER.....
7. EXPIRY DATE.....
8. ADDRESSES:
Street.....
Postal
- Email(s)
9. NAME AND CONTACT DETAILS OF PERSON TO BE CONTACTED IN CASE OF EMERGENCY AND RELATIONSHIP OF THIS PERSON TO YOU
 - Name.....
 - Relationship.....
 - Contact details.....

10. EMPLOYMENT RECORD (in last 2 years):

(a) Present position & date of commencement:

(b) Present employer's name.....

• Street address:

• Postal address:

• Telephone & fax contact:

• Email address:

(c) Please briefly describe your duties and indicate your personal responsibility:

11. HEALTH DECLARATION

I hereby declare that:

1. I do not suffer from any physical or other disability, which will prejudice my ability to attend the meetings.

2. I am currently *taking* medication for _____ (enter N/A if not applicable).

3. I have visited a medical practitioner in the past six months for _____ (enter N/A if not applicable).

Signature of nominee:

Witness to signature:

(Attachments: Each nominee should attach to this completed form a copy of his or her passport bio page & a recent photograph)

PART II: To be completed by the nominee's authority

To HOD: *Please provide a brief appraisal of the nominee; including nominee's current position and suitability to attend the meeting(s), his/her personal character, aptitude at work and how your organisation is likely to benefit from nominee's attendance of the meeting(s). If more than one candidate is nominated, please indicate your selection priority.*

Head of Department:	NAME
	POSITION
	SIGNATURE
	DATE

***Note:** If additional copies of this nomination form are required the original may be photocopied.



2017 Winter Conference January 11-13, 2017 Ritz-Carlton Kapalua Hotel Maui, Hawaii

When

Wednesday January 11, 2017

-to-

Friday January 13, 2017

[Add to Calendar](#)

Where

Ritz-Carlton, Kapalua Hotel
One Ritz-Carlton Drive
Kapalua, Maui, Hawaii 96761
Phone: 808-669-6200



[Driving Directions](#)

Conference Sponsors:



**MILLER
NASH**

**GRAHAM
& DUNN**
ATTORNEYS AT LAW



Matson.



PORT OF BENTON

Please [click here](#) to return to the main conference event page.

Conference Schedule:

Wednesday, January 11, 2017

5:00 am - Optional Deep Sea Fishing & Networking Outing (RSVP Required) - Sponsored by EA Engineering, Science and Technology, Inc.
7:30 am - Optional Golf & Networking Outing (RSVP Required) - Sponsored by the Port of Benton
12:00-3:30 pm - Conference Check-In/Registration
1:30-3:30 pm - APP Executive Committee Meeting
4:00-8:30 pm - Maui Sunset Dinner Cruise aboard the Maui Princess (Delegates & Companions) - Sponsored by the Port of Stockton

Thursday, January 12, 2017

8:00-9:00 am - Breakfast (Delegates & Companions) - Sponsored by the Port of Longview
9:00-10:30 am - Plenary Sessions (Delegates)
10:30-10:45 am - Morning Networking Break
10:45-11:45 am - Plenary Sessions
12:00-1:15 pm - Lunch and Networking (Delegates)
Free Time the remainder of the day (Delegates & Companions)
Dinner on your own

Friday, January 13, 2017

8:00-9:00 am - Breakfast (Delegates & Companions)
9:00-10:30 am - Open Forum/Port Reports (Delegates)
9:30 am - Companion Tour and Lunch
10:30 - 10:45 am - Networking and Refreshments
10:45 - 11:45 am - Plenary Sessions
12:00-1:15 pm - Lunch and Networking (Delegates)
1:15-3:15 pm - Plenary Sessions
3:15 - 3:30 pm - Networking and Refreshments
3:30 pm - APP Full Board of Directors Meeting (at least one delegate from each port needs to attend)
4:30-6:00 pm - Free Time
6:30-8:00 pm - Dinner Buffet, Upcoming Events Preview, and Door Prizes (Delegates & Companions) - Sponsored by the Miller Nash Graham & Dunn, LLP
8:00 pm - Conference Adjourns

Please [click here](#) to return to the main conference event page.

*Sponsorships can be confirmed during
online registration or by calling us at
(503) 653-5868.*