



**PORT OF GUAM**  
ATURIDAT I PUETTON GUAHAN  
**Jose D. Leon Guerrero Commercial Port**  
1026 Cabras Highway, Suite 201, Piti, Guam 96925  
Telephone: 671-477-5931/35 Facsimile: 671-477-2689/4445  
Website: [www.portguam.com](http://www.portguam.com)



Eddie Baza Calvo  
Governor of Guam  
Ray Tenorio  
Lieutenant Governor

**REGULAR MEETING OF THE BOARD OF DIRECTORS**  
Jose D. Leon Guerrero Commercial Port  
Thursday, October 20, 2016  
11:45am

**AGENDA**

- I. CALL TO ORDER
- II. APPROVAL OF MINUTES
  - a. September 21, 2016 – Regular Board Meeting
- III. PUBLIC COMMENTS:
  - a. Public Comments
  - b. Employee Comments
  - c. PAGGMA Association
- IV. GENERAL MANAGER'S REPORT
- V. OLD BUSINESS
  1. TOS Project
- VI. NEW BUSINESS
  1. RFP No. PAG-016-003 Technical Support Services – Port Gantry Cranes
  2. H-Wharf Renovation Plans
  3. A&E Design for Port Administration Building
  4. Budget Transfer Request – Public Utilities Commission
  5. Ratification of:
    - a. Resolution No. 2016-06 Anthony Q. Naputi
    - b. Resolution No. 2016-07 Frank M. Fernandez
    - c. Resolution No. 2016-08 Henry N. Reyes
    - d. Resolution No. 2016-09 Vincent D. Pangelinan
    - e. Resolution No. 2016-10 Jesusa A. Cruz
    - f. Resolution No. 2016-11 Rudel J. Mangubat
    - g. Resolution No. 2016-12 Alma B. Javier
    - h. Resolution No. 2016-13 Michael J. Taitano
  6. Association of Pacific Ports – Executive Committee Secretary
  7. Travel Authorization Request:
    - a. FEMA EMI Situational Awareness and the Common Operating Picture, November 7-11, 2016, Emergency Management Institute, Emmitsburg, Maryland
    - b. FEMA Center for Domestic Preparedness: Instructor Training & Emergency Response HazMat Training, November 6-19, 2016, Anniston, Alabama
- VII. ADJOURNMENT



**PORT OF GUAM**  
ATURIDAT I PUETTON GUAHAN  
Jose D. Leon Guerrero Commercial Port  
1026 Cabras Highway, Suite 201, Piti, Guam 96925  
Telephone: 671-477-5931/35 Facsimile: 671-477-2689/4445  
Website: [www.portguam.com](http://www.portguam.com)



Eddie Baza Calvo  
Governor of Guam  
Ray Tenorio  
Lieutenant Governor

**MINUTES OF THE  
REGULAR MEETING OF THE BOARD OF DIRECTORS  
Wednesday, September 21, 2016**

**I. CALL TO ORDER**

There being a quorum, the regular meeting of the Board of Directors was called to order at 11:45 a.m., Wednesday, September 21, 2016. Present at the meeting were:

Francisco G. Santos, Chairman  
Oscar A. Calvo, Vice Chairman  
Melanie R. Mendiola, Member  
Joanne M.S. Brown, General Manager  
Felix R. Pangelinan, Deputy General Manager (Operations)  
Alfred F. Duenas, Deputy General Manager (Admin & Finance)  
Atty. Michael Phillips, Legal Counsel

Absent was Directors Timothy T. Kernaghan and Maria D.R. Taitano. Also present was Senator Tom Ada's Office-Blaine Dydasco; Guam Post-John O'Connor and Port Management staff.

**II. APPROVAL OF MINUTES**

a. **August 31, 2016 – Regular Board Meeting:** Director Mendiola made motion to approve the minutes of August 31, 2016 subject to correction. The motion was seconded by the Vice Chairman and was unanimously passed.

b. **September 7, 2016 – Special Board Meeting:** Director Mendiola made motion to approve the minutes of September 7, 2016 subject to correction. The motion was seconded by the Vice Chairman and was unanimously passed.

**III. PUBLIC COMMENTS**

a. **Public Comments:** None.

b. **Employee Comments:** None.

c. **PAGGMA Association:** Mr. Steven Muna, PAGGMA Vice President, proudly reported that the association will be playing in the playoff rounds for the championship game for the GovGuam Parks & Recreation Co-Ed Slowpitch Softball League. The standings are 9 wins

and no losses. He mentioned that the association will also begin the planning and preparation of the Port Week festivities and Christmas Party event.

#### IV. GENERAL MANAGER'S REPORT

There were no General Manager's report made.

#### V. OLD BUSINESS

No old business discussed.

#### VI. NEW BUSINESS

1. **Fiscal Year 2017 Budget:** Mr. Alfred Duenas, Deputy General Manager of Admin/Finance (DGMA) presented the following highlights on the fiscal year 2017 budget.

- The Port is projecting an increase of approximately \$2.5 million. Calculation is based on a 1% growth and the projected implementation of the 7% terminal tariff to take effect July 2017. The Port is tracking 17% container arrivals for the month of July. Any adjustments necessary will be made at the mid-year budget review.
- Expenses:
  - *Other benefits* item is for funding the compensation adjustment as approved by the Board.
  - *General insurance* increase of \$300K is based on the newly acquired cargo handling equipment as well as port modernization program.
  - *Professional services* – anticipate an increase in legal counsel expense as well as the services for the Terminal Operating System for G4S.
- *Proposed Budget Equipment* – information presented made on the vehicle and motor equipment by description.
- *Facility Maintenance Fee* – expense anticipated to incur is for the asphalt repair project throughout the terminal yard area.
- *Proposed Vacant Positions* – an increase of 41 positions expected to be filled. These positions are primarily for maintenance services of the cargo handling equipments.

As part of the budget approval, the DGMA also requested Board approval for Position No. 200, Management Program Analyst under the Planning division to be converted to a Program Coordinator IV and moved to the Procurement division. He mentioned that this position is to provide project support. Director Mendiola asked whether there is a difference in pay. The DGMA replied negatively. Without objection, the Vice Chairman made motion to approve Fiscal Year 2017 Budget to include the conversion of Position No. 200, Management Program Analyst under the Planning division to a Program Coordinator IV where such position will be moved to the Procurement division. The motion was seconded by Director Mendiola and was unanimously approved.

2. **RFP-PAG-016 -002 A/E Design Consulting Services:** Mr. Felix R. Pangelinan, Deputy General Manager of Operations (DGMO) said five (5) firms officially submitted their bid offer in response to the request for proposal. After careful evaluation of the proposals by the Evaluation committee, the results were finalized and the committee has determined that N.C. Macario and Associates, Inc. is the most qualified, responsive and responsible offeror. As a result, management requests the Board to approve the award to N.C. Macario and Associates, Inc. that has been deemed to have met all the requirements set forth in the request for proposal and is consistent with the Guam Procurement Regulations. This request for proposal is on a task order basis.

Director Mendiola made motion to approve the contract award to N.C. Macario and Associates, Inc. for RFP No. PAG-016-002 A/E Design Consulting Services for an initial two (2) year period with one (1) year option to renew, not to exceed three (3) years. Motion was seconded by the Vice Chairman and was unanimously approved.

3. **Compensatory Time-Off:** The DGMA mentioned that the Port currently has port personnel with an accumulated compensatory time-off (CTO) hours. In accordance with the Port's Rules and Regulations, payments for accrued compensatory time earned shall be paid at the regular rate earned. The total CTO hours accrued amounts to \$165,000.00. He said the funding source for this purpose is through lapse funds in the General Expense account. Director Mendiola inquired when payment will be issued and what division accrued the most CTO hours. The DGMA replied that payment issuance can be made by the next pay-period ending and the most CTO hours was accrued by the Port Police division.

The Vice Chairman made motion to authorize management to issue payments for the compensatory time-off hours earned in the total amount of \$165,000.00 to eligible port employees, seconded by Director Mendiola. The motion was unanimously approved.

4. **Gantry 3 Status:** The DGMO presented before the Board an upgrade feasibility study, crane inspection report and crane repair cost analysis/estimate as prepared by Matson Navigation. As a result of the study, he mentioned that it is management's recommendation to proceed with surveying Gantry 3 based on the findings that it is not cost-effective to bring gantry crane 3 up to operational standards. Without objections, Director Mendiola made motion to authorize management to survey Gantry 3, seconded by the Vice Chairman. The motion was unanimously approved.

5. **Budget Request – Port Week 2016:** The Vice Chairman made motion to approve the budget request of \$12,000.00 to PAGGMA Association for purposes of Port Week 2016 festivities. Motion was seconded by Director Mendiola and was unanimously approved.

## VII. ADJOURNMENT

There being no further business to discuss, it was moved by Director Mendiola and seconded by the Vice Chairman to adjourn the meeting at 12:30 p.m. The motion was unanimously passed.



TIMOTHY T. KERNAGHAN, Board Secretary  
Board of Directors

APPROVED BY:



FRANCISCO G. SANTOS, Chairman  
Board of Directors





## **Port Authority of Guam Goodwill & Morale Association**

1026 Cabras Highway Suite 201Piti, Guam 96914 Tel: 477-5931~4 ext.204/240 fax 477-2689

### **PORT WEEK EVENTS:**

- |                     |                        |  |
|---------------------|------------------------|--|
| 1. <b>SHOOT OUT</b> | Friday, Oct 28, 2016   | <b>Location:</b> Chamorro Shooting Gallery |
| 2. <b>BOWLING</b>   | Friday, Nov 4, 2016    | <b>Location:</b> Century Plaza             |
| 3. <b>KARAOKE</b>   | Saturday, Nov 5, 2016  | <b>Location:</b> King B (Anigua)           |
| 4. <b>GOLF</b>      | Thursday, Nov 10, 2016 | <b>Location:</b> Onward Golf Resort        |
| 5. <b>SOFTBALL</b>  | <b>TBA</b>             | <b>Location:</b> TBA                       |

**PAGGMA Members Christmas Party**      Saturday, Dec 3, 2016

Place: Hotel Nikko Guam

Theme: Christmas in Paradise

# **General Manager Report**

**To**

## **PAG Board of Directors**

**Thursday, October 20, 2016**

### **General Port Operations**

#### **General Notice to Port Customers on Port's Five Year Tariff Petition**

On Thursday, September 08, 2016, the GM sent a letter to the Port Authority Customers providing a general notice of the Port's Five Year Tariff Petition that was approved by the Port Board on Wednesday, September 7, 2016 during a Special Board Meeting.

The GM relayed that the Port was moving forward with its intent to file a five (5) year petition with the Public Utilities Commission in connection to PAG Docket 15-04.

The GM stated that the purpose for the proposed rate adjust was to generate adequate revenues to support Port operations, fund capital investment programs under the Port's Master Plan that includes, but not limited to, the revitalization of Hotel Wharf, construction of a new Port Administration and Commercial Building, replacement of antiquated water lines in the Port Yard, the renovation of Gulf Pier and funding to address the buildup of the Port's reserve funds to achieve investment-grade credit rating for anticipated bond issuance.

The GM further stated that the PUC will schedule public hearings to provide the Port customers and community members and opportunity to provide testimony concerning the proposed rate petition. The GM relayed that the Port customers can review the rate request on the Port's website at [www.portguam.com](http://www.portguam.com) or provide their comments at [tariff@portguam.com](mailto:tariff@portguam.com).

#### **Status Change Notification on Guam's Port Designation as a Strategic Port**

On Monday, September 12, 2016, the GM received a formal letter dated Friday, September 2, 2016 from the Associate Administrator for Strategic Sealift Kevin Tokarski providing notification that the "U.S. Army's Military Surface Deployment and Distribution Command (SDDC) has advised the Maritime Administration (MARAD) that SDDC is transitioning the Port of Guam into a new "Special Consideration" Strategic Commercial Seaport Designation." The Strategic Seaport designation authority resides with the Commanding General SDDC."



Associate Administrator Tokarski went on to state that the Port of Guam is outside of the continental U.S. and currently is not "required to support the deployment U.S. forces." He relayed that the Strategic Seaport designation would coincide with deployment and DOD operational plans. However, he did state that the SDDC has placed the Guam Port "under 'Special Consideration' status due to its unique strategic location and importance to DOD." This new status will remove requirements for the Port of Guam to provide Readiness Reporting, updates for the National Defense Study, and Port Planning Orders. In addition, the Port Readiness Committee will be eliminated.

The Port of Guam was previously notified on September 18, 2009 by Major General James L. Hodge that the Jose D. Leon Guerrero Commercial Port was designated as the nation's Sixteenth Commercial Strategic Seaport.

### **U.S. Department of Homeland Security's Federal Emergency Management Agency, Region IX Grants Management Division Financial Review**

On Thursday, September 1, 2016, the GM received a letter from FEMA grants Management Division Representative David Kennard, on behalf of Director Karen Armes, dated Monday August 22, 2016, concerning the status of FEMA's financial monitoring desk review for the Port of Guam that occurred during the month of July 2016. According to Mr. Kennard, "Under the 9/11 commission Act of 2007, Title I requires the Department of Homeland Security (DHS) to conduct a programmatic and financial review at least every two years for each state and high-risk urban area." He relayed that his office appreciated the support and cooperation provided by the Port staff during the review period that ended on Wednesday, August 17, 2016.

Mr. Kennard went on to state that **"During the review, the monitor assessed whether the financial and administrative operations of the Port Authority of Guam properly accounted for the receipt and expenditure of DHS funds, whether expenditures were in compliance with federal financial regulations; and if expenditures were in compliance with the applicable funding parameters for the grant awards reviewed. A review was conducted of the Port Authority of Guam's accounting of grant funds, documented policies, procedures, disbursement records and expenditures charted to the following grants:**

EMW2011PU00200	Port Security Grant Program	\$2,392,941
EMW2014PU00572	Port Security Grant Program	\$ 461,712
EMW2014PU00572	Port Security Grant Program	\$ 468, 830 "

Mr. Kennard extended his congratulations and informed the GM that FEMA determined after its review that "no compliance issues were identified over the course of the desk review." He added that no further action was required on this matter.



## **Port Security Resiliency Assessment**

On Friday, October 7, 2016, the GM received a letter from Captain of the Port James Pruett concerning the Port of Guam's selection to participate in a Port Security Resiliency Assessment (PSRA) to be conducted by the Port Security Assessment Branch from U.S. Coast guard Headquarters. The assessment is currently ongoing and started on Tuesday, October 18, 2016 and will continue on until Friday, October 21, 2016.

Deputy GM for Operations Felix Pangelinan has been the point of contact for the PSRA and will provide a briefing to the Board on the assessment.

## **Status of Port's Equipment Procurement**



**Port's newly acquired equipment arrives on Green Lake vessel, Thursday, October 13, 2016.**

The following is the current status of the Port's Equipment Procurement:

1. **Procurement status for the Port's Tractors:** The Bid Opening at GSA for the Port's Tractors was held on Tuesday, March 8, 2016. According to GSA, no protests were filed and the Purchase Order was signed on Friday, April 22, 2016 to Far East

Equipment. A total of 180 days from the delivery of the Purchase Order have been provided for the delivery of the eight (8) tractors. Expected Delivery Date was

originally scheduled for Wednesday, October 19, 2016. However an extension request was granted to extend to Friday, November 18, 2016. **A second Purchase Order was signed by the same vendor for an additional eight (8) Tractors on Thursday, June 23, 2016 with 180 days required for delivery scheduled for Tuesday, December 20, 2016.** The initial eight (8) Tractors arrived on-island at the Port from the Vessel Green Lake on **Thursday, October 13, 2016.** The vendor Far East Equipment is currently preparing the Tractors to be turned over to the Port



**One of the eight newly acquired tractors that arrived on the Vessel Green Lake, adding to Port's cargo handling equipment fleet.**





2. **Procurement Status for the Port's Fork Trucks:** The Bid Opening was on held on Tuesday, March 8, 2016. According to GSA no protests have been filed and the Purchase Order was signed on Thursday, April 21, 2016. The 5-Ton Forklifts that were awarded to MidPac Far East have a delivery date of 200 days which falls on **Tuesday, November 8, 2016**. The Purchase Order for the 10-Ton and 20-Ton Forklifts that were both awarded to Morrico and has a delivery date of 360 days which falls on **Sunday, April 16, 2017**. The Port was notified on Tuesday, August 30, 2016 that the 5 Ton Forklifts had arrived two weeks prior and are still being prepped by MidPac Far East. The forklifts are currently being stored in CFS Building.
  
3. **Procurement status of the Port's four (4) Top Lifters:** As originally reported to the Board in February and March of this year, the bid for the four (4) To Lifters was awarded to Morrico. The Top Lifters were scheduled to be delivered to the Port by **Tuesday, October 4, 2016**.



**Four new top lifter spreaders in the Port Yard awaiting attachment to the Top Lifters adding to the Port's cargo handling equipment fleet.**



**The Port's new Top Lifters undergoing final assembly in the Port Yard.**

- 4. Procurement status for the Port's Street Sweeper:** The bid opening was previously scheduled for Friday, April 22, 2016. However, it was initially moved to Friday, April 29, 2016 at 10:00 a.m. and then rescheduled to Monday, May 2, 2016. The bid was awarded to Morrigo and the contractor has 240 days to deliver the Street Sweeper which is anticipated by **Friday, December 30, 2016**. The Street Sweeper arrived on-island at the Port from the Vessel Green Lake on **Thursday, October 13, 2016**. The vendor Morrigo is currently preparing the Street Sweeper to be turned over to the Port a couple months ahead of schedule.



**Deputy GM for Operations Felix Pangelinan is looking over the Port's newly acquired street sweeper on the Vessel Green Lake.**



5. **Welding Equipment:** The bid for the Welding Machines was announced and advertised in the Pacific Daily News on Thursday, September 17, 2015. The bid was opened and read on Friday, October 16, 2015. The award was made by GSA to American Suppliers for two (2) Welding Machines and the Purchase Order was received by the vendor on Monday, November 23, 2015. The contractor had 90 days to deliver the Welding Machines which was anticipated by Sunday, **February 21, 2016**. However, the machines arrived earlier than expected on Thursday, **January 28, 2016**.
6. **Procurement status of the Port's Man Lifts:** As reported to the Board in February, the bid was awarded to Morrigo was to have been received by the Port on Saturday **April 23, 2016**. The equipment was delivered to the Port on Thursday, June 2, 2016. However, as there was still additional servicing required for the Man Lifts and training that was to be provided to the Port employees to operate the Man Lifts. The equipment was not officially considered received by the Port until Wednesday, June 22, 2016. The Port has acquired two (2) Man Lifts, one with a 40-foot reach and another with a 126-foot reach.

### **Refurbishment of Tractor 92**

The Maintenance Division has already initiated the process of refurbishing existing Port Tractors beginning with Tractor 92. The Port intends to refurbish all exiting operational tractors to provide reserve capacity for Port Operations. Now that the initial eight (8) new tractors have arrived, the Maintenance Division will schedule the old tractors for refurbishment to include bodywork for corrosion control and repainting, as well as, the replacement of filters, fluids, hydraulic hoses and cylinders, electrical systems etc. The employees are rotated to work on the tractors based on the Gantry Maintenance schedule.



**Tractor 92 currently being refurbished at EQMR by Port staff.**

The following employees are working on the Tractor 92 Refurbishment Project:

A. Corrosion Control - Bodywork and Painting

1. Preventive Maintenance Supervisor Alfred Torres,
2. Preventive Maintenance Mechanic Christopher Datuin,
3. Preventive Maintenance Mechanic John Quintanilla,
4. Preventive Maintenance Mechanic Shaun Gumataotao,
5. Preventive Maintenance Mechanic Richard P. C. Flores,
6. Preventive Maintenance Mechanic Justin Candoleta,
7. Preventive Maintenance Mechanic Robert Quinata ,
8. Preventive Maintenance Mechanic Curtis Ettleman,

B. Heavy Equipment Mechanics

1. Heavy Equipment Mechanic II Richard Flores
2. Preventive Maintenance Mechanic Pete Guerrero

The two (2) Heavy Equipment Mechanics are assigned to the Night shift and work on Tractor 92 in between repair request for other equipment during night shift operations.

An update will be provided to the Board on the status of this project as the tractors are completed and returned to operations.

### **Continued Increase in Container Cargo and Decrease in Break bulk Cargo for August of 2016**

According to Acting Financial Affairs Controller Joann Conway, the Port Authority of Guam as of August 31, 2016 has handled 95,970 containers. This represents an additional 13,279 or a 16% increase compared to last year in August of 2015 when the Port handled 82,691.

As for August 2016 Break Bulk numbers, the Port handled 25,622 revenue tons of Break Bulk cargo for a total of 186,084 since the beginning of the year representing a 12% decrease from August of 2015 when the Port handled 211,706 revenue tons.

According to Ms. Conway, the Increase of 13,279 containers was divided into the following categories:

Import/Export	5%
Stuffed Transshipment	41%
Empty Transshipment	46%

As for the month of July 31, 2016, the Port has handled 86,640 containers. This represents an additional 12,562 containers or a 17% increase compared to last year in August of 2015 when the Port handled 74,078 containers.

According to Ms. Conway, the Increase of 13,279 containers was divided into the following categories:

Import/Export	21%
Stuffed Transshipment	45%
Empty Transshipment	34%

As for July 2016 Break Bulk numbers, the Port handled 12,562 revenue tons of Break Bulk cargo for a total of 169,661 since the beginning of the year representing a 16% decrease from July of 2015 when the Port handled 202,048 revenue tons a difference of 32,387 revenue tons.

### **PUGG Meeting for the Month of September**

The monthly meeting for the PUGG was held on Thursday, September 15, 2016. Attending on behalf of the Port were: GM, Deputy GM for Operations Felix Pangelinan, Operations Manager John Santos, Chief Planner Dot Harris, Safety Administrator Vince Acfalle, Manager for Equipment Support Services Joaquin Pangelinan, and Environmental Compliance Specialist Paul Santos

Present on behalf of the PUGG were MSA Representative Byron Valera, CTSI Representatives Gaylord Perez and Mike Guerrero, and APL Representative Velma Santos.

Present on behalf of the Guam Chamber of Commerce and T.A. Enterprises was Chairman Thomas Hertslet.

Operations Manager Santos facilitated the meeting and provided the PUGG with an update on current issues related to labor, training, tariff, equipment, to include ongoing projects and services. He began by informing the members that the Port had recently hired an additional three (3) Equipment Operator II Casuals and interviewed for five (5) regular Equipment Operators II that were being announced in-house. Manager Santos went on to state that under the Transportation Division there are twenty (20) Regulars and thirteen (13) casual employees onboard. He stated that the Port is still short three (3) drivers to complete a full gang deployment.

With regards to training, Manager Santos relayed that there was Rigging Certification Training provided from August 31, to September 2, 2016. All Stevedores, Leaders, and Supervisors have since completed this training. As for Winch Certifications, he noted that training had been re-scheduled to the end of September. In addition, Crane Operators would be undergoing an eight (8) Hour Refresher Course and forty (40) Hour Certification Course by November of 2016.



Manager Santos provided an update on the status of the Port's equipment procurement schedule. He stated that a total of four (4) Top Lifters are anticipated by October of 2016 with a total of sixteen (16) new tractors to be provided between November of 2016 and January of 2017. The Port is also anticipating the delivery of a 20-Ton and 10-Ton Forklift by April of 2017. Manager Santos informed the PUGG that the Port's four (4) 5-Ton Forklifts had arrived on Tuesday, August 2, 2016. The Port is awaiting the final attachment of accessories by the dealer to complete the delivery to the Port. Manager Santos also stated that the Street Sweeper procured by the Port would be delivered by December of 2016.

Manager Santos also provided an update on current projects and services. He discussed the Container Lighting and Container Yard Striping Projects that are currently under review and provided an update on the canopies for the Equipment Maintenance Building, Top Lifter Repair area and Drum Lot. Manager Santos also informed the PUGG that the contract for the Crane Technical Support Services is currently under negotiations and that the anticipated date for the Terminal Operating System to go LIVE has been moved to October 17, 2016.

Manager Santos went on to discuss the recent Port Board Meeting on Wednesday, September 7, 2016, to approve the Ports Five Year Petition Request to the Public Utilities Commission. The recommendation that was approved was to increase the Port's Tariff by seven percent (7%) for the first two years from 2017 and 2018 with a remaining one percent (1%) for the succeeding three (3) years from 2019 to 2021. He noted that the Port's Notice to the Public for the rate increase was advertised in the *Post* on Friday, September 12, 2016.

The GM added to Manager Santos' presentation and relayed that there are a number of critical infrastructure projects to include the needed replacement of the old waterline in the existing Yard, the repairs to Gulf Pier, Port funding share with U.S. Department of Transportation under TIGER for refurbishment of Hotel Wharf, the construction of a new Port Administration building and the replacement of Gantry 3.

### **Port Tour for Transportation Command General**

On Tuesday, September 13, 2016, the GM, Deputy GM for Operations Felix Pangelinan and assistant Operations Manager Ken Calvo provided a tour and briefing on Port facilities to General Darren W. McDew, U.S. Transportation Command, Scott Air Force Base, Illinois. As referenced in General McDew's biography, "USTRANSCOM is the single manager for the global air, land and sea transportation for the Department of Defense.

The Port team provided an overview of the Port's current operations and equipment including an update on the Port's service capability to include information on the acquisition of additional Yard equipment from Top Lifters, tractors, forklifts, man lifts, portable welding equipment and golf carts for Yard transportation. The Port team was also able to respond to questions from General McDew and his entourage.

The military makes up about Thirty (30%) percent of the Port's customer base on an annual basis.

### **Confirmation of Mrs. Maria D.R. Taitano to serve as a Member of the Port Authority Board of Directors**

On Wednesday, September 14, 2016, Mrs. Maria D.R. Taitano was confirmed by the Thirty-Third Guam Legislature to serve as a Member of the Jose D. Leon Guerrero Port Authority Board of Directors. Mrs. Taitano previously served as the Port's Deputy General Manager for Administration and Finance from April 18, 2013 April 2, 2015. She was nominated to the Port Board by Governor Eddie Calvo on Thursday, May 12, 2016 and her confirmation hearing was held by the Committee on U.S. Military Relocation, Public Safety, and Judiciary on Thursday, June 9, 2016.

### **Matson Dedication for the Vessel Papa Mau**

On Friday, September 16, 2016, Matson held a vessel naming ceremony for its new Micronesian carrier, "Papa Mau." The vessel was named after the "Micronesian Grand Master Navigator" Pius "Mau" Paulug and was a part of Matson's 20<sup>th</sup> Year Anniversary Celebration in Guam and Micronesia. Over two hundred of Papa Mau's family friends and former students attended the ceremony to include the Port Authority of Guam.



**Ceremony held for Matson's new Micronesian Carrier – "Papa Mau".**

Master Navigator Mau came from the island of Satawal and was introduced into the national spotlight in 1976 when he trained and assisted navigators to travel on a traditional canoe from Hawaii to Tahiti known as the Hokule'a.

The Port Authority coordinated with Matson with the logistics of the ceremony to include guest access to F-4 Wharf, police security and the ceremonial escort of the vessel into Apra Harbor. The Papa Mau now replaces the Vessel Matson Islander that provided transshipment services to the Region.

## **MagPRO Nominations for 2016**

The Port Authority nominated twenty-five (25) employees this year for the MagPRO Nominations for 2016.

The following employees and divisions have been recognized and nominated within their respective professional category.

1. **Clerk III Ninia Lumanog**, - Customer Service Professional of the Year: Front Office & Support Services (Large Dept/Agency)
2. **Harbor Master Office** - Customer Service Team Excellence (Large Dept/Agency)
3. **Administrative Assistant Betty Ann W. Perez**, - Employee of the Year (#5 Office Management & Miscellaneous Administrative)
4. **Safety Inspector II Joshua Candoleta**, - Employee of the Year (#26 Safety Inspection & Administration)
5. **Port Police Officer II James A. Sandlin**, - Employee of the Year (#30 Security & Correction)
6. **Environmental Compliance Specialist Paul B. Santos**, - Employee of the Year (#33 Environmental Health)
7. **Engineer II Enrique S. Conde**, - Employee of the Year (#34 Technical & Professional Engineering)
8. **Planner IV Jose G Javellana III**, - Employee of the Year (#35 Planning)
9. **Maintenance Custodian Jacqueline Eclavea**, - Employee of the Year (#45 Custodial)
10. **Colby-John L. Santos, Cargo Checker** - Employee of the Year (#47 Equipment Operation & Related)
11. **Crane Mechanic II Mark R. Rivera**, - Employee of the Year (#49 Mechanical and Metal Trades)
12. **Tariff Supervisor Jennifer Leon Guerrero**, - Supervisor of the Year (#5 Office Management & Miscellaneous Administrative)
13. **Administrative Officer Evelyn P. Bagaforo**, - Supervisor of the Year (9 General Administration & Management Systems Analysis)
14. **Port Police Supervisor David B. Esplana**, - Supervisor of the Year (#30 Security & Correction)
15. **Cargo Checker Leader Anilo L. Pronoble**, - Supervisor of the Year (#47 Equipment Operation & Related)
16. **Operations Manager John B. Santos**, - Manager of the Year (Large Dept/Agency)
17. **Strategic Planning Division** - Project/Program of the Year (Large Dept/Agency)
18. **Maritime Enforcement Unit** - Unit of the Year (Large Dept/Agency)
19. **Port Authority of Guam** - Department of the Year (Large Dept/Agency)



20. **Environmental Compliance Specialist Paul B. Santos**, - Cost Savings/Innovative Idea of the Year (Large Dept/Agency)
21. **Administrative Assistant Jessica C.D. Garrido**, - Inspiration & Encouragement (Large Dept/Agency)
22. **Program Work Coordinator Wayne D. San Nicolas**, - Behind the Scenes (Large Dept/Agency)
23. **Supervisor II Junior Topasna**, - Male Athlete of the Year
24. **Port Authority of Guam Goodwill and Morale Association** - Employees Association of the Year
25. **Perry Perez, Program Coordinator II** - Photo of the Year (Public Service is Wonderful)

The MagPRO Awards ceremony will be held at the Dusit Thani on Saturday, November 19, 2016.

### **Port Celebrates Labor Day 2016**


On Sunday, September 4, 2016, the Port participated in the annual Government of Guam Labor Day Picnic at the Governor Joseph Flores Beach Park, Ypao. This year's theme was "Káhat Mo'na Guåhan-Build Guam Forward! The event for the Port was chaired by the Commercial and Planning Divisions. This year, the Department of Administration (DOA) along with Director Christine Baletto coordinated with the Port for a united celebration.



**Port employees, family and friends gathered together to celebrate GovGuam 2016 Labor Day picnic at Ypao beach.**




**L-R: Cargo Checker Henry San Nicolas, Crane Operator Patrick Claros, Environmental Compliance Specialist Paul Santos, Commercial Specialist I John Leon Guerrero enjoys their time together at the GovGuam Labor Day picnic.**



**L-R: Equipment Operator Leader Anthony Concepcion, Assistant Operations Manager Ken Calvo, Rigger Leader Steven Torres, Stevedore Superintendent Simon Pinaula prepping food for Labor Day picnic.**





**L-R: The BBQ Crew for Labor Day Picnic - Cargo Checker Henry San Nicolas, Commercial Special I John Leon Guerrero, Equipment Operator II Sandy Duenas, Crane Operator Patrick Claros.**



**Port Board Chairman Francisco Santos gets a taste of local cuisine at the Labor Day picnic.**





**Port employees, family and friends gather around the fiesta table to enjoy Labor Day festivities.**

The Port Divisions, in addition to a monetary donation from DOA, and the contributions from the PAG Users/Agents provided the food and drinks for occasion. The decorations and table set up for the event was provided by the Port Administration staff and the tasty and wonderfully delicious barbeque was prepared by Assistant Operations Manager Ken Calvo and experienced “barbeque professionals” from the Operations Division. Everyone had a fun-filled day with great company, delicious food and entertainment.

### **Port Week Celebrations – 41 Years of Service and Dedication to Our Community**

The Jose D. Leon Guerrero Port Authority of Guam is celebrating 41 years as an autonomous agency serving the People of Guam! Official ceremonies began on Monday, October 17, 2016 in front of the Port’s Administration Building. Marine Traffic Controller Helen Aguon served as the Mistress of Ceremonies. She introduced the special guests that included Acting Governor Ray Tenorio, Senator Rory Respicio, Senator Tina Rose Muna Barnes, Senator Frank Aguon, Santa Rita Mayor Dale Alvarez, Board, Father Jose Alberto Rodriguez, Chairman Frank Santos and Board Member Maria Taitano.

Port Police, in spite of the rain, provided a sharp presentation for the Color Guard and Flag Raising portion of the ceremony. Chairman Santos on behalf of the Port Board provided his Welcoming Remarks and thanked everyone for attending this important ceremony in spite of the



rain to celebrate the Port's 41 years of existence as an autonomous agency. Guest Speaker Acting Governor Tenorio during his remarks talked about the remarkable improvements that have been undertaken over the past several years to include the Port's expansion and Yard upgrades to the acquisition of new equipment, including the Port's newly acquired two Top Lifters that were brought to the front of the Port's Administration Building for display. He stated that he has seen the Port has experience one of the largest and most improved transformations of all the Government of Guam department and agencies in the past few years.

Senator Respicio presented Resolution 487-33 (COR) on behalf of the 33<sup>rd</sup> Guam Legislature (*I Mina Trentai Tres Na Liheslaturan Guahan*) "Relative to commending and congratulating the employees, management and Board of Directors of the Jose Di Leon Guerrero commercial Port on the celebration of its Forty-First (41<sup>st</sup>) Year Anniversary, and on the observance of "Port Week," during the week of October 17, to October 21, 2016."

The highlight of the ceremony was the Parade of Tractors led by Port Police and Private Truckers.

The Port also recognized two of its Distinguished Port Retirees former Assistant General Manager for Operations Felix Cruz Dydasco who retired in 1987 and Crane Operator Leader David Acfalle Terlaje who retired in 2002. Mr. Dydasco and Mr. Terlaje were each given a framed representation of their Port story and memories after it was read by Planner IV Joe Javellana and Administrative Service Officer Margret Duenas respectively.

The following Port Retirees for 2016 were also recognized with their years of service to the Port of Guam:

Welder Leader Michael J. Taitano – 32 Years  
Marine Traffic Controller Vincent D. Pangelinan – 25 Years  
Engineer III Rudel J. Mangubat – 25 Years  
Heavy Equipment Mechanic Supervisor Anthony Q. Naputi -21 Years  
Preventive Maintenance Mechanic Frank M. Fernandez – 13 Years  
Administrative Assistant Jesusa A. Cruz – 8 Years  
Equipment Operator II Henry N. Reyes – 7 Years  
Procurement & Supply Manager Alma B. Javier – 6 Years

The GM provided Closing Remarks on behalf of the Port and stated that today was a special day to recognize the hard working men and women of the Port Authority of Guam. She talked about the recent improvements and expansion projects and discussed the new Yard equipment acquisition of five and a half million dollars to include the two of Four Top Lifters that were on display in front of the Administration Building. Biba Port Guam!

On Friday, October 21, 2016, Port Week Celebrations will continue with an Employee Awards Recognition Ceremony at 10:00 a.m. in front of the Port Administration Building.



**Port Board Chairman Francisco Santos expresses a warm welcome in commemoration of the Port Authority of Guam 41<sup>st</sup> Anniversary.**



**Port employees, families and honored guests celebrate the 41<sup>st</sup> Anniversary of the Port Authority of Guam.**





**L-R: Security Guard Armed Alex Tithingrad and Port Police I Junille Leon Guerrero position to raise the 'Guam Flag' in celebration of the Port Authority 41<sup>st</sup> Anniversary.**



**The Port's newly acquired top lifters and golf carts are showcased at the Opening Ceremony of Port Week.**





**Port General Manager Joanne Brown is presented with the Legislative Resolution commemorating 'Port Week'. L-R: Acting Governor Ray Tenorio, Port Board Maria Taitano, Santa Rita Mayor Dale Alvarez, Port Chairman Francisco Santos, Senator Tina Muna-Barnes, Senator Rory Respicio, Port General Manager Joanne Brown, Senator Frank Aguon.**



**Distinguished Port Retiree Felix Dydasco is recognized for his services at the Opening Ceremony of Port Week. L-R: Senator Rory Respicio, Port Chairman Francisco Santos, Senator Tina Muna-Barnes, Santa Rita Mayor Dale Alvarez, Felix Dydasco Port Board Maria Taitano, Senator Frank Aguon, Acting Governor Ray Tenorio, Father Jose Rodriguez, Port General Manager Joanne Brown, Planner IV Joe Javellana.**





**Distinguished Port Retirees Felix Dydasco and David Terlaje shares their story during the Opening Ceremony celebrating the 41<sup>st</sup> Anniversary of the Port Authority of Guam.**



**Distinguished Port Retiree David Terlaje is recognized for his services at the Opening Ceremony of Port Week. L-R: Port General Manager Joanne Brown, Senator Rory Respicio, Senator Tina Muna-Barnes, Santa Rita Mayor Dale Alvarez, Port Chairman Francisco Santos, Port Board Maria Taitano, David Terlaje and Spouse Rosita Terlaje, Senator Frank Aguon, Acting Governor Ray Tenorio.**

## **Port Safety Issues**

### **Damaged Asphalt near Bollard 1350**

On Monday, August 29, 2016, the GM received a report from Safety Inspector II Kenneth Santos concerning damaged asphalt near Bollard 1350 that resulted from an operation that afternoon from the Vessel Kyowa Rose at F-4. According to Inspector Santos the damaged asphalt was not noticed by the Vessel's crew when they removed the plywood that was installed underneath the ramp.

The damaged asphalt was noticed and reported by Inspector Santos during his inspection of the vessel operations. He estimated that the damage to the asphalt extend between two and a half feet by three feet next to Bollard 1350. He determined that the source of the damage was caused as a result of the vessel listing due to rough waters causing the ramp to scrape the asphalt. The Vessel Kyowa Rose was tied to F-4 on Friday, August 26, 2016.

Inspector Santos reported that MSA Agent Bong Dailig was present at the location during his inspection and acknowledged the damage. In addition, Port Police Officer Keisha Duenas was also present at the location during the inspection.

Inspector Santos determined that this incident was the result of inattention on the part of the vessel's crew that originally lowered and secured the ramp. He recommended that future vessel operations be thoroughly planned out to include ensuring that the ramp is properly set into place. Inspector Santos also recommended that this incident be forwarded to the Accident Review Board for their review and to then provide recommendations to the General Manager.

### **Hydraulic Oil Spill on Forklift 08-165**

On Wednesday, August 31, 2016, the GM received a report from Safety Inspector III Paul Salas concerning a Hydraulic Oil Spill on Forklift 08-165 that had occurred earlier that day. According to Inspector Salas, Cargo Checker George Duenas was assigned to operate a 10-Ton Forklift 08-165 and had been issuing rebar at the Terminal Staging Area when he noticed oil leaking from underneath the forklift. He immediately stopped the equipment and notified Transportation Leader Anthony Conception of the incident.

Inspector Salas also reported that Equipment Mechanic II William Hudson determined that the power steering hydraulic hose was busted due to wear and tear. There was approximately two (2) gallons of hydraulic oil spilled onto the pavement. The Transportation and Terminal crews performed containment and cleanup operations utilizing absorbent sand and pads. The National Response Center was notified and Report No. 1157740 was issued.

Inspector Salas concluded that the primary cause of his incident was due to mechanical failure. He recommended that this incident be discussed during the next Safety Briefing for the

Operations Division. Inspector Salas also recommended that this incident be forwarded to the Accident Review Board for their review and to then provide recommendations to the General Manager.

### **Hydraulic Oil Spill – Matson Tractor 892**

On Thursday, September 1, 2016, the GM received a report dated Tuesday, August 30, 2016, from Environmental Compliance Specialist Paul Santos concerning a hydraulic oil spill from Matson Tractor 892 that happened that day. He reported that Casual Equipment Operator II Randy Quintanilla was assigned to operate Matson Tractor 892 to support discharging operations for the Vessel Manulani. Operator Quintanilla had parked and disconnected a loaded chassis at Echo area. He then proceeded towards area Delta/Echo to pick up an empty chassis and continue with operations. During this process Operator Quintanilla experienced a difficult time steering the tractor. He then pulled into the CFS parking area to perform an inspection of his Tractor and discovered that it was leaking hydraulic oil. Specialist Santos reported that Operator Quintanilla notified his Supervisor, Crane Leader Joe Bamba who then facilitated the Transportation crew to perform containment and cleanup operations utilizing absorbent boom and absorbent sand. A total of 15 bags of absorbent sand and one (1) bail of an absorbent boom were used in the cleanup.

Specialist Santos relayed that Port Police, Harbor Master, U.S. Coast Guard, and Deputy General Manager, Felix Pangilinan were notified of the situation. In addition, the National Response Center was notified and Report #1157660 was issued.

Specialist Santos determined that the cause of this incident was due to wear and tear on the hydraulic hose. This finding was also verified by Matson Mechanics Roland Barcinas and Billy Libby.

Specialist Santos recommended that all Equipment Operators observe their work surroundings to determine if there are issues before leaving their area. He also stated that an Operator can limit the mitigation process if leak is identified in a timely manner. Specialist Santos recommended this topic be discussed during the next Safety Briefing for Transportation Division. He also relayed that all information concerning this incident be forwarded to the General Managers Office.

### **Hydraulic Oil Spill Top Loader 09-06 Case No. 001-16**

On Wednesday, September 7, 2016, the GM received a report dated Monday, September 5, 2016 from Safety Inspector II Kenneth Santos concerning an Oil Spill on Top Lifter 09-06. According to Safety Inspector Santos Equipment operator III Frank Santos was conducting his daily check on Top Loader 09-06 when he noticed an oil spill below his equipment. Operator Santos then informed Transportation Leader Anthony Concepcion of the oil spill who in turn contacted the



Fleet Mechanic Division. Fleet Mechanic Roy Flores inspected the Top Lifter and determined that there was "no leak" and noted that the spilled oil may have occurred during a previous repair that was not properly cleaned up.

Safety Inspector Santos reported that there was less than two (2) cups of hydraulic oil that was previously spilled. The National Response Center was notified and Report No. 1158164 was issued. The Transportation Division cleaned up the spilled oil.

Safety Inspector Santos determined that all equipment should not be released until properly cleaned. He recommended that this matter be forwarded to the Accident Review Board for their review and to then provide recommendations to the General Manager.

### **Damage to Tractor-77**

#### **Case No. 002-16**

On Wednesday, September 07, 2016, the GM received a report dated Tuesday, September 6, 2016 from Safety Inspector III Paul Salas concerning damage to Tractor 77. According to Inspector Salas, Equipment Operator II (Casual) Cristito Cali had been assigned to dray a 40-foot flat rack from the vessel Manawili to Area G for staging. He reported that when Operator Cali reversed the flat rack into one of the parking stalls and disconnected the chassis, he failed to unhook the "Glad Hand" prior to driving off. As a result, the service line stretched out causing the Glad Hand to spring forward and hit the front windshield of Tractor 77 that was damaged upon impact. In addition, there was damage to the Glad Hands air hose fitting.

Safety Inspector Salas concluded that the cause of this incident was due to the haste and inattentiveness of Mr. Cali in not properly adhering to the unhooking of service line process.

Safety Inspector Salas recommended that his matter be a topic of discussion at the next Safety Meeting for the Transportation Division. He also recommended that this incident be forwarded to the Accident Review Board for their review and to then provide recommendations to the General Manager.

### **Work Injury**

#### **Case No. 003-16**

On Friday, September 9, 2016, the GM received a report from Safety Inspector II Joshua Candoleta concerning an incident that happened that same day involving Stevedore Rene Topasna who had been assigned to lash cargo on the Vessel Luta. According to Safety Inspector Candoleta, Stevedore Topasna had been attempting to secure a 20-Foot container with the use of a chain and binder when he lost his grip causing the chain to snap back and the pipe to strike him on the right side of his face resulting in a 1-inch laceration.

Safety Inspector Candoleta reported that Stevedore Topasna had used a 3-foot pipe to secure the binder without assistance to perform the job safely. He also relayed that according to Stevedore Leader Robert Meeks, a two-man team is needed whenever lashing work is to be performed.

Mr. Topasna was sent to GMH for medical treatment and the appropriate WCC Forms: 101a, 201 and 202 were issued and submitted.

Safety Inspector Candoleta concluded that Stevedore Topasna had failed to follow instructions by not waiting for assistance before he attempted to secure the container utilizing a chain bar. He also recommended that this incident be discussed during the next Safety Meeting on the proper use of the chain bar when lashing and unlash cargo. He also recommended that this incident be forwarded to the Accident Review Board for their review and to then provide recommendations to the General Manager.

### **Hydraulic Oil Spill on a Matson Tractor Case No. 004-16**

On Tuesday, September 13, 2016, the GM received a report from Safety Inspector III Paul Salas concerning a hydraulic oil spill from the Matson Tractor 893 that had occurred that day. According to Safety Inspector Salas, Matson Driver Donald Gomez had been assigned to Tractor 893 and dray 40-foot containers from Area Q to Area M for staging. While Driver Gomez was maneuvering a 40-foot container into a parking stall at Area M, he noticed that oil was leaking from underneath his tractor.

Safety Inspector Salas reported that Matson Mechanic Bill Libby had indicated that the hydraulic hose leading to the engine was busted due to wear and tear. There was approximately 5 to 8 gallons of hydraulic oil had spilled onto the pavement. The National Response Center was notified and issued Report No. 1158830. Matson personnel addressed the cleanup of the oil with the use of absorbent pads and sand.

Safety Inspector Salas determined that the cause of this incident was due to mechanical failure. He recommended that this matter be discussed during the next Safety Briefing for Matson's Operators. While this incident did not involve Port personnel or equipment, Safety Inspector Salas recommended that this matter be forwarded to the Accident Review Board for their review and to then provide recommendations to the General Manager.

### **Invasive Species on Sea Ruby Case No. 005-16**

On Monday, September 19, 2016, the GM received a report dated Friday, September 16, 2016, from Safety Inspector II Kenneth Santos concerning invasive species that were found onboard the Vessel Sea Ruby. According to Inspector Santos, Stevedore leader, Jesse Quinata reported that a wasp species was collected by Stevedore Christopher Aguiqui. Safety Inspector Santos

reported this information to Customs Lt. Raymond Blas and Port Police Lt. Dave Esplana. As a result of this incident, Safety Administrator Vince Acfalle ordered a halt to vessel operations.

The Guam Customs Bio-Security Team comprised of Customs Officer II Derrick Guerrero and Customs Officer I Ed Lapleta then conducted an inspection of the Vessel Sea Ruby but did not find evidence of any other wasp or other invasive species. Safety Inspector Santos reported that wasp had been discovered above hatch covers 17 and 19.

Safety Inspector Santos reported that eight (8) containers above the deck were suspected to have harbored the wasp. Each container was visually checked and no wasps were found. Customs and the Port Safety Office cleared the vessel to resume operations.

Safety Inspector Santos stated that the wasps collected by the Customs Bio-Security Team were sent to Entomologist Dr. Aubry Moore at UOG who identified the wasps as the Greater Banded Hornet. Safety Inspector Santos recommended that all vessels coming from foreign countries to include Japan be thoroughly inspected for invasive species before heading to its next destination. Safety Inspector Santos recommended that this matter be forwarded to the Accident Review Board for their review and to then provide recommendations to the General Manager.

### **Damaged Property – Guam Transport Warehouse Chassis Case No. 006-16**

On Monday, September 19, 2016, the GM received a report from Safety Inspector II Kenneth Santos concerning damage to a Guam Transport Warehouse chassis. Safety Inspector Santos reported that Crane Operator Peter Concepcion had been assigned to discharge containers from the Vessel Kyowa Orchid. During this process, Cargo Checker Cory Roberto had noticed that the chassis was buckling at the goose neck area and then radioed the crane operator to lift the container back up.

Safety Inspector Santos relayed that the 20-foot chassis was registered to GTW Company and buckled under the weight of the spreader and the container. He also reported that the chassis was up to date with regards to its inspection of a license plate for 2017.

Safety Inspector Santos concluded that the primary cause of this incident was due to defective chassis that had holes and rust on its body. He recommended that all chassis be properly inspected prior to operations. Safety Inspector Santos also recommended that this matter be forwarded to the Accident Review Board for their review and to then provide recommendations to the General Manager.

## **Hydraulic Oil Spill Forklift 09-166 Case No. 007-16**

On Wednesday, September 21, 2016, the GM received a report dated Monday, September 19, 2016, from Safety Inspector II John Troy Santos concerning a hydraulic oil spill from Forklift 09-166. Safety Inspector Santos reported that Cargo Checker George Duenas was assigned to operate 10-Ton Forklift 08-166 and was moving a 40 ft. flat rack on the south side of the CFS Building when he noticed oil leaking from the hydraulic hose secured to the forklift's mast. Cargo Checker Duenas stopped operating the forklift and informed Transportation Supervisor Michael Tajeron of the incident.

Safety Inspector Santos further reported that Equipment Mechanic II Nestor Jardeleza determined that the hydraulic return line had busted due to wear and tear. He also stated that there was approximately a half a gallon of hydraulic oil that spilled onto the pavement. Transportation personnel utilized absorbent sand and pads to clean up the oil spill. The National Response Center was notified of the incident and Report No. 1159321 was issued.

Safety Inspector Santos concurred with the findings of Equipment Mechanic Jardeleza that the primary cause of this incident was due to wear and tear of the high pressure hose. He recommended that this matter be forwarded to the Accident Review Board for their review and to then provide recommendations to the General Manager.

## **Coolant Spill from Top Lifter 50-16 Case No. 008-16**

On Wednesday, September 21, 2016, the GM received a report dated Monday, September 19, 2016 from Safety Inspector II John Santos concerning a coolant spill from Top Lifter 50-16. According to Inspector Santos, Equipment Operator II Ronnie Sablan was in the process of grounding containers at area "A" when he heard a warning sound from the heating indicator which alerted him to check his surroundings. As a result Operator Sablan noticed the coolant on the pavement and suspended operations of the Top Lifter. He then informed Transportation Supervisor Michael Tajeron of the situation.

Inspector Santos stated that Equipment Mechanic II Nestor Jardeleza determined that the cause of the coolant leak was the result of wear and tear which caused the coolant from the reservoir to overflow. There was approximately one (1) gallon of coolant that leak out from the radiator. Inspector Santos further reported that the Transportation Division personnel used absorbent pads to clean up the spill. The National Response Center was notified and Report #1159322 was issued.

Inspector Santos determined that the cause of the incident was due to a worn out fan belt. He recommended that this matter be discussed during the next Safety Briefing for the Transportation Division. He recommended that this matter be forwarded to the Accident Review Board for their review and to then provide recommendations to the General Manager.

### **Damaged Property – Tractor 91 Case No. 009-16**

On Monday, September 19, 2016, the GM received a report from Safety Inspector II John Troy Santos concerning damage to Tractor 91 that occurred that day. According to Inspector Santos, Equipment Operator II Danny Zamora was operating Tractor 91 and had been assigned to discharge and load back Vessel APL. He stated that while Operator Zamora was traveling eastward towards F-6 to ground a container, he heard a loud sound coming from the rear of his cab and immediately stopped his tractor. The cause of the noise was due to a disconnection of the drive shaft from the tractor's transmission. Operator Zamora reported the incident to Transportation Leader Joaquin Meno.

Inspector Santos reported that Fleet Mechanic II Richard Flores determined that the center bolt that holds the U-Joint had come loose as a result of vibration resulting in the drive shaft disconnecting from the transmission.

Inspector Santos determined that the cause of this incident was due to the wear and tear of the equipment. He recommended that this matter be forwarded to the Accident Review Board for their review and to then provide recommendations to the General Manager.

### **Damaged Property – Tractor 89 Case No. 010-16**

On Tuesday, September 27, 2016, the GM the received report from Safety Inspector II Kenneth Santos concerning property damage to Tractor 89. According to Inspector Santos Equipment Operator II Raymond San Nicolas was assigned to operate Tractor 89. The tractor had been parked on the north side of the Container Freight Station Building (CFS) by the previous shift. Operator San Nicolas conducted a vehicle checklist prior to operating the tractor. During this process he noted that the bracket for the mud guard had been damaged. He then notified Transportation Leader Anthony Concepcion of the incident who in turn contracted Port Police and the Safety Division.

Inspector Santos reported that Transportation Dispatcher Jorge Pecina, stated that Operator San Nicolas had been the last person to operate Tractor 89 on Saturday, September 24, 2016 and that his checklist indicated that there were no damages to the tractor at the time.

Inspector Santos concluded that all operators perform a thorough inspection of their assigned equipment before conducting and completing their check list before and after operating their equipment. He also recommended that the Transportation Office determine the responsible operator for this incident and be forwarded to the Accident Review Board for their review and to then provide recommendations to the General Manager.



### **Damaged Property - 5-Ton Forklift 08-43 Case No. 011-16**

On Wednesday, September 28, 2016 the GM received a report dated Tuesday, September 27, 2016, from Safety Inspector III Paul Salas concerning damage to 5-Ton Forklift 08-43. According to Inspector Salas, Cargo Checker Leader Paul San Nicolas was operating Forklift 08-43 to lift a cement mixer trailer onto the hitch of a dump truck by the staging area. The mixer had been discharged from the Vessel RJ Pfeiffer and was staged at the Terminal area for issuance. While Leader San Nicolas was attempting to lift the trailer, he hit the bottom lip of the dump truck resulting in damage to the trailer's Glad Hand. Inspector Salas reported that Leader San Nicolas immediately informed him and his Supervisor Frank Cepeda of the incident.

Inspector Salas determined that there was no spotter present at the time of the incident. Inspector Salas also determined that there was damage to the Glad Hand of the dump truck that was being driven by DZSP Operator Danny Cruz.

Inspector Salas determined that this incident was the result of improper hooking of the truck to the trailer. He recommended that this incident be discussed during the next briefing for the Terminal Division and be forwarded to the Accident Review Board for their review and to then provide recommendations to the General Manager.

### **Spiders on board Vessel Papuan Chief Case No. 012-16**

On Friday, September 30, 2016 the GM received a report dated Thursday, September 29, 2016 from Safety Inspector II Kenneth Santos concerning spiders that were found onboard the Vessel Papuan Chief by Stevedore Leader Richard Dydasco in Bay 9 below the deck of the vessel. Leader Santos then suspended operations and reported his findings to Customs Officer II Pedro Carbon and Port Police Officer II Jerry Sanchez.

Inspector Santos reported Customs Officer I Patrick Gray from the Guam Customs Biosecurity Team conducted an inspection of the vessel and determined that the spiders were Orb Weavers and Daddy Long Leg spiders. As the spiders are not considered an invasive threat the vessel did not require fumigation or any other control measures. The vessel was then cleared to resume operations.

Inspector Santos further reported that Safety Inspector III Paul Salas contacted Customs Officer II Derrick Guerrero to confirm that the Customs Officers are trained to identify invasive species and clear vessels. In addition, Guam Customs Acting Chief Darlene Merfalen reported to Safety Administrator Vince Acfalle that the Biosecurity Team Members had the authority to clear or not to clear vessels based on their positive identification of the spiders found on the vessel.

Inspector Santos concluded that due to the type of spiders on the vessel being classified as "non-actionable" no further steps were required to address the spiders on the vessel. He also reported that Safety Administrator Acfalle requested of Acting Chief Merfalen that they schedule a meeting to address the procedures for clearing the vessels with regards to insects, plants, soil and other potential hazards. He also recommended that this matter be forwarded to the Accident Review Board for their review and to then provide recommendations to the General Manager.

### **Damaged Property- License Plate Case No. 014-16**

On Wednesday, October 5, 2016, the GM received a report dated Friday, September 30, 2016 from Safety Inspector II Kenneth Santos concerning damage to an official License Plate No. 6298. According to Inspector Santos, Police Officer II Joy Cruz contacted him concerning Transportation's vehicle, a Toyota Truck with license No. 6298. Transportation Leader Anthony Concepcion had driven the vehicle to the dispatch office to check in for duty. At this time Transportation Dispatcher George Pecina and discovered a dent on the vehicle and informed Leader Concepcion of the damage. At that time, Leader Concepcion had not completed his trip ticket.

Inspector Santos then reported that the sequence of operators for the vehicle according to Transportation records were Crane Operator Joey Nangauta who had operated the vehicle on Thursday, September 29, 2016 and had completed his trip ticket reporting that his before and after inspection of the vehicle was "Okay." The following day on Friday, September 30, 2016, Transportation Supervisor Joaquin Meno stated that he had driven the vehicle from the Dispatch Office to the Pedestrian Gate at the end of his shift. On that same day, Leader Concepcion drove the vehicle from the Pedestrian Gate to the Dispatch Office.

Inspector Santos determined that Leader Concepcion did not filled in a Trip Ticket or perform his pre-operation check prior to driving the vehicle from the Pedestrian Gate to the Dispatch Office. In addition, Supervisor Meno had been the last operator of the vehicle prior to Leader Concepcion. Inspector Santos reported that there was no completed Trip Ticket for Supervisor Meno's use of the vehicle. Mr. Joaquin Meno was the last operator of the vehicle prior to Mr. Concepcion.

Inspector Santos concluded that there are standard requirements for vehicle operations that require a Trip Ticket must be filled out before and after an operation inspection. He determined that both employees failed to follow the standard. He also recommended that this matter be forwarded to the Accident Review Board for their review and to then provide recommendations to the General Manager.



## **Work Injury Case No. 015-16**

On Monday, October 3, 2016 the GM received a report from Detailed Safety Inspector Lau concerning an incident that occurred that same day involving Equipment Operator II Casual Anthony Mendiola. According to Safety Inspector Lau, Transportation Leader Anthony Concepcion contacted Safety Inspector II Joshua Candoleta to report an incident that occurred at F-5 that morning.

Safety Inspector Lau responded to the incident site and noted that operations were normal. He then met with Equipment Operator Mendiola at the Dispatch Office who was involved in the incident. Equipment Operator Mendiola had been assigned to load back operations on the Vessel APL Guam and had driven to Area C and hooked up a chassis containing a 40 foot stuffed container. According to Safety Inspector Lau, Equipment Operator Mendiola stated that after hooking up to chassis, he stepped out of his tractor and unlocked both the front and rear twist locks. Equipment Operator Mendiola then drayed the container to dock side under the Gantry 5 Crane for loading. While standing by to load the container Equipment Operator Mendiola gave a hand signaled to the Gantry Operator Tom Bordallo to stand by so he could check if the twist locks were in the unlock position. Safety Inspector Lau reported that Crane Operator Bordallo stated he did not see any hand signal to standby and was cleared to lift the container by Cargo Checker Edgardo Retumban.

Safety Inspector Lau provided the following description of what happened next:

Crane Operator Bordallo began hoisting the container, the rear twist locks were still in a lock position causing the rear of the chassis to be lifted off the ground (approximately 30-feet). The weight of the chassis and tractor eventually broke the twist lock bolts in half causing the chassis and rear of the tractor to drop the ground. As the crane lifted the container and chassis, it also lifted the rear end of the tractor causing the tractor to come to an almost vertical position. When the bolts broke off releasing the chassis, the drop of the chassis and the rear end of the tractor created a sling shot effect on the tractor as the chassis forced the tractor forward with great force.

Equipment Operator Mendiola's was complaining of neck and back pains. Initially he refused to be transported but was later taken that day by a family member to receive treatment at GMH. The Safety office provided WCC Form 101a authorizing his treatment.

Safety Officer Lau determined that Stevedore Rene Topasa and Winchman Quirino Cabe were the dock men responsible to insure that all twist locks were in an open position before the container was lifted or were in the lock position after the container was in place on the chassis. It was evident to him that that this was not done on this lift. He reported that there was damage to the chassis rear twist locks but no initial damages evident on the tractor or the container.

Safety Officer Lau also reported that Equipment Operator Mendiola claimed the reason why he left the scene of the accident was because he did not know what to do. It was Winchman Cabe who informed him he had to report his incident to his Supervisor Anthony Concepcion.

Safety Officer Lau determined that the primary cause of this incident was the failure of the stevedores and tractor operator to ensure all twist locks were in the open positions before the crane operator is signaled to start the lift. In addition, he also stated that a contributing cause to this incident was the failure of the crane operator to ensure that the load was disengaged from the chassis before he powered his lift.

Safety Officer Lau recommended that radios should be issued to Stevedoring personnel on the dock side to communicate with the crane operator. He added that it should also be determined who has the sole responsibility to signal the crane operator when it is safe to lift a load. He also recommended that this matter be forwarded to the Accident Review Board for their review and to then provide recommendations to the General Manager.

## **Freedom of Information Act Request**

### **Request from Thomas Hertslet**

As reported to the Board on its Wednesday, August 31, 2016 meeting, the Port received a Freedom of Information Act Request on Friday, August 26, 2016 from Thomas Hertslet requesting the following:

Starting with July 2015 monthly total of import / transshipment weight total for period through July 2016. The weight should be the one which falls under law 31-43 ( Invasive Species Inspection Fee ).

On Thursday, September 1, 2016, the Port provided a response to Mr. Hertslet.

### **Request from Senator B.J. Cruz**

On Tuesday, September 20, 2016, the Port received a Freedom of Information Act request from Senator B.J. Cruz for the following:

1. The name of federally funded program or project with the name of the - awarding agency in parenthesis, under the column heading "Program/Project";
2. The duration of the grant, the award date and the end date, under the column heading "Grant Period";

3. The funding level reported as dollar amount, or the amount awarded, under the column heading "Award Amount";
4. The dollar amount yet to be encumbered or expended, under the column heading "Available Balance";
5. The date by which said available funds must be either encumbered or expended, under the column heading "Funds Expiration Date";
6. The dollar amount to be reimbursed, if required, under the column heading "Reimbursement Amount";
7. The operational status, under the heading "Status"; and
8. The grant terms relating to funding availability, under the heading "Grant terms/Status."

The Port provided a response to Senator Cruz on Monday, September 26, 2016.

### **Request from Jay Lather**

On Monday, September 26, 2016, the Port received a Freedom of Information Act request from Mr. Jay Lather, Authorized Representative for YTK for the following:

1. All documents relating to or referring to the issuance of any bonds to be used for any purpose related to Hotel Wharf.
2. All documents relating to or referring to any communications between YOU and any third party relating or referring to the issuance of bonds to be used for any purpose related to Hotel Wharf.
3. All documents relating to or referring to any proposed tariff increases for fiscal years 2017 through 2021.
4. All documents relating to or referring to any communication between YOU and any third party relating or referring to proposed tariff increase for fiscal years 2017 through 2021.

The Port provided a response to Mr. Lather on Friday, September 30, 2016.

### **Request from Elyze Iriarte**

On Monday, October 17, 2016, the Port received a Freedom of Information Act request from Ms. Elyze Iriarte from the Law Firm of Iriarte, Camcho, Calvo for the following information:



1. All Leaser Agreements, or user agreements, and their amendments, between Mobil Oil of Guam, Inc., and the Port Authority of Guam for the lease and/or use of Golf Pier.
2. All documents referencing or demonstrating Mobil Oil of Guam, Inc.'s payment of wharfage or dockage fees to the Port Authority of Gaum from January 1, 2015, to present.

### **Request from Joshua Walsh**

On Monday, October 17, 2016, the Port received a Freedom of Information Act request from Joshua Walsh from the Law Firm of Civile & Tang, PLLC for Guam Federation of Teachers requesting the following information:

1. The Memorandum of Understanding executed between the Port authority of Guam and the Maritime Administration (MARAD) for the "Port of Guam Improvement Enterprise Program",
2. The Promissory note and documents containing the Port's loan terms and obligations under the October 22, 2010 USDA loan appropriation for funding phase I-A of the Port Modernization Program;
3. The Promissory note and documents containing the Port's loan terms and obligations under the October 22, 2010 USDA Guaranteed Term Loan with ANZ;
4. The Promissory note and documents containing the Port's loan terms and obligations under the USDA Rural Development Community Facility Loan;
5. The documents containing the Port's terms and obligations under the Port Security Grant Program of the U.S. Department of Homeland Security program;
6. Any existing compilation, summary, list, or compiled matrix of current Port contracts, Memoranda of Understanding, debt obligations, or other written obligations with the United States Government or any entity or agency of the United States Government.



**PORT OF GUAM**  
*ATURIDAT I PUETTON GUAHAN*  
**Jose D. Leon Guerrero Commercial Port**  
1026 Cabras Highway, Suite 201, Piti, Guam 96925  
Telephone: 671-477-5931/35 Facsimile: 671-477-2689/4445  
Website: [www.portguam.com](http://www.portguam.com)



Eddie Baza Calvo  
Governor of Guam  
Ray Tenorio  
Lieutenant Governor

October 20, 2016

## **FINANCE-YTD- August 2016**

Financial Highlights

Income Statement

Balance Sheet

Accounts Receivable Aging Summary Report

Accounts Payable Summary

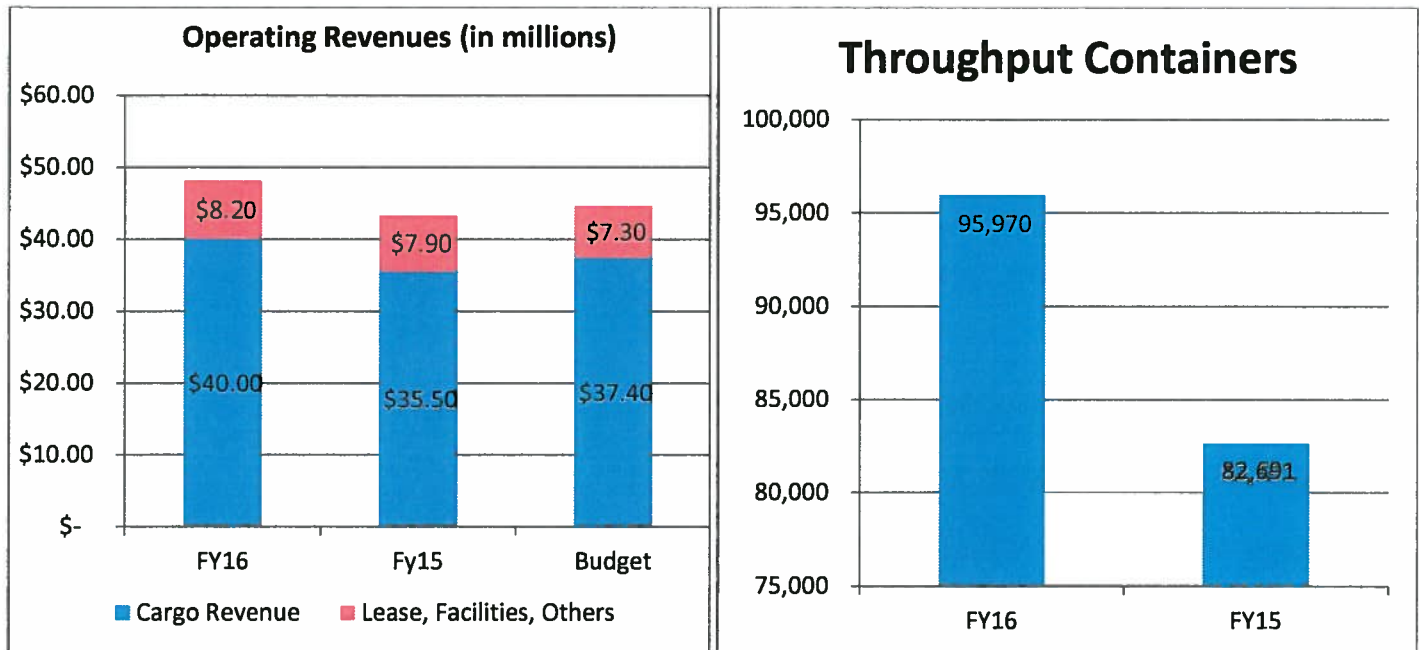
Budget Lift/Transfer Monthly Activities

Crane Surcharge Ledger

Facility Maintenance Ledger

## Financial Highlights – YTD August FY2016

### Operating Performance:



Total Operating Revenues as of August 2016 was \$48.2 million, which consist of \$40 million in cargo revenues and \$8.2 million in Facilities, Leases, and Other Services.

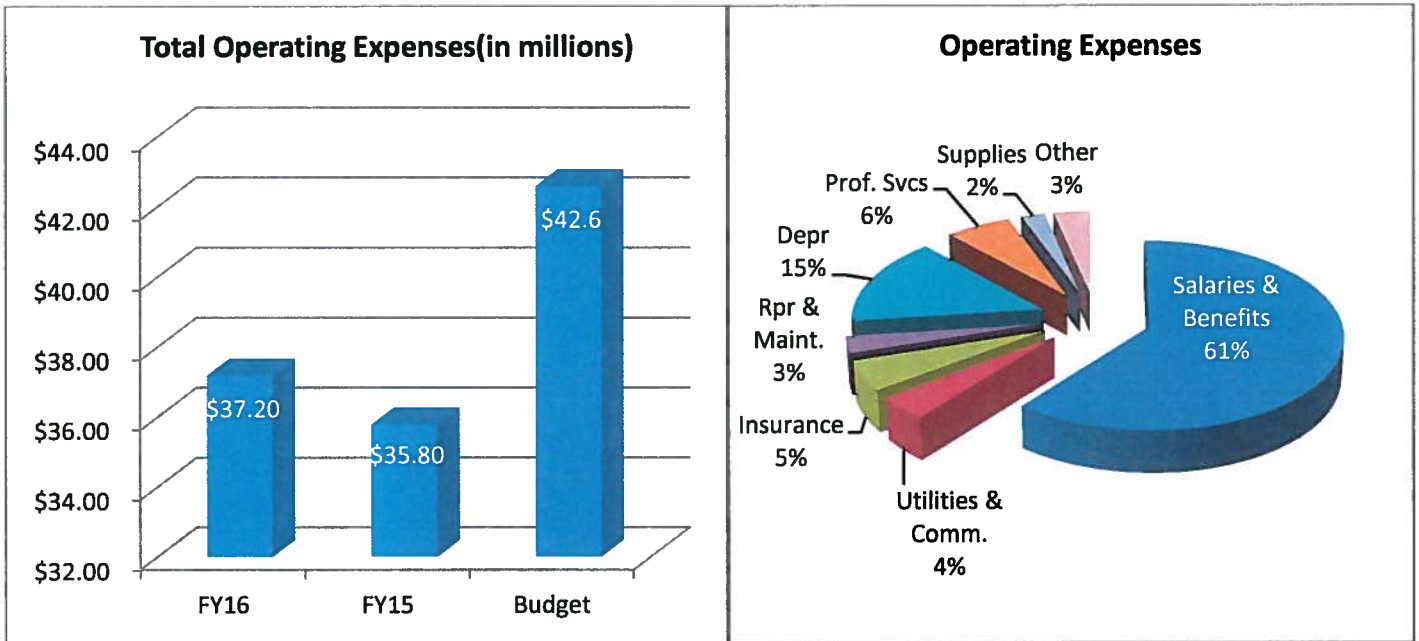
FY16 YTD cargo revenue is 13% higher than last year's total (\$35.5 mil) and 7% higher than Budget (\$37.4 mil).

FY16 YTD Facilities, Leases, and Other Services as of August is 3% higher than last year (\$7.9 mil) and 13% higher than budget (\$7.3mil).

Overall Operating Revenues as of August is 8% higher than Budget (\$44.7 mil) and 11% higher than last year's year to date August (\$43.4 mil).

Total number of containers handled as of August 2016 was 95,970 which is 16% higher compared to last year August total 82,691.





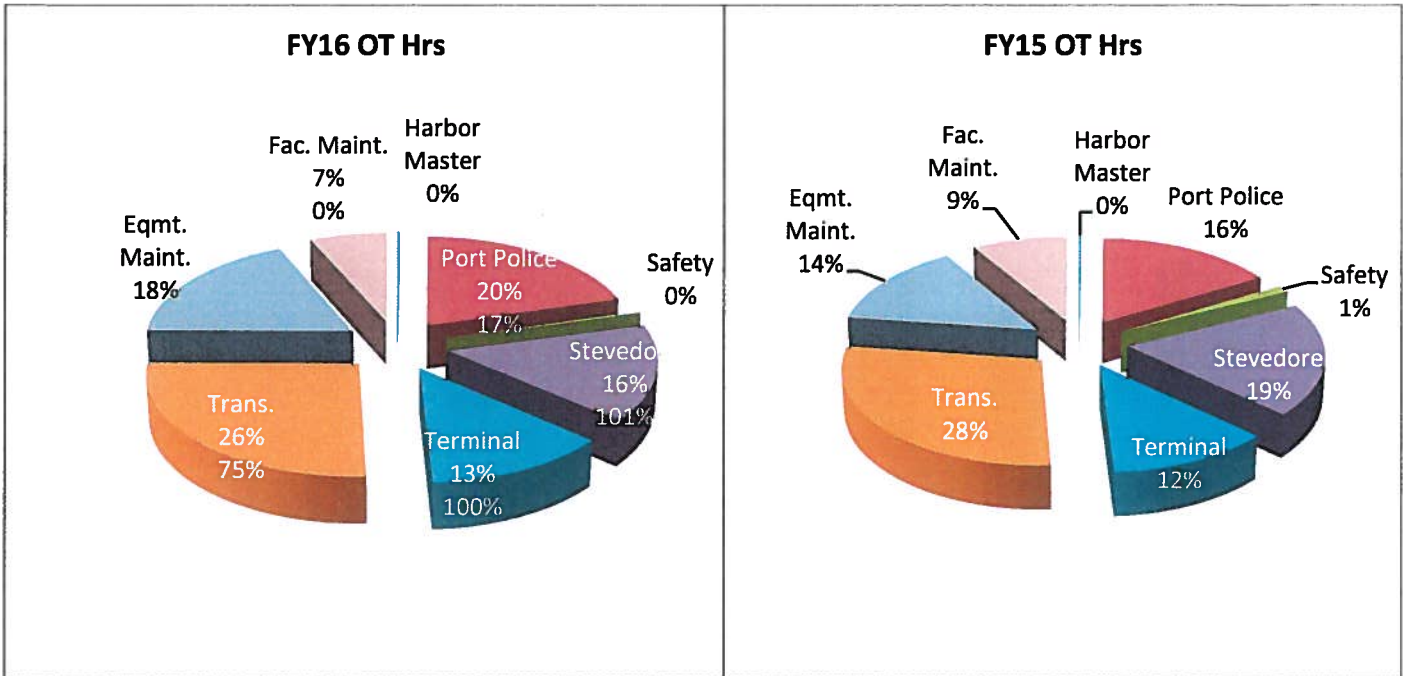
Total Operating Expenses as of August 2016 was \$37.2 million, which is 13% lower than Budget (\$42.6 mil) and 4% higher than last year's total operating expenses (\$35.8 mil).

Total Overtime as of August 2016 was \$1.5 million which is 8% lower than last year August (\$1.65 million). Direct Labor Revenue as of August was \$2.9 million, which is 13% higher than last year and 4% higher than budget. Direct Labor charges are for services performed by Port employees under special service request and differentials under the throughput.

Below is the breakdown of overtime for each division/section for FY16 and FY15 as of August:

Sections	FY2016	FY2015	Budget	OT/HOL Revenue
Harbor Master	3,626	3,196	6,000	-
Port Police	304,612	269,152	269,044	52,410
Safety	4,888	19,879	8,600	0
Stevedore-Cargo Handling	226,907	296,392	189,722	227,166
-Rigger	6,863	23,106	10,278	8,592
Terminal	194,292	201,567	209,436	195,154
Trans-Superintendent	58,898	70,381	71,500	0
-Crane Operators	110,446	103,788	117,000	50,453
-Equipment Oper.	196,682	265,052	180,000	241,578
-Dispatcher	23,547	25,387	30,000	0
Maint.-Crane Maint.	108,025	114,299	115,000	0
-Preventive Maint.	32,799	5,464	20,000	0
-Fleet Maint.	85,906	71,898	116,000	0
-Welders	47,732	44,531	65,000	0
Facility Maint.-Building	8,470	14,685	15,000	0
-Elect./Refr.	91,005	128,061	82,500	0
<b>TOTAL</b>	<b>1,504,698</b>	<b>1,656,838</b>		<b>775,353</b>

\*Port Police OT Revenue is due to Passenger Vessels or under special service request. Electrician revenue is due to special service requests. **Highlight**- Annual Budget.



Year to date Operating Revenues minus the Year to date Operating Expenses resulted to an Operating Income of \$11.1 million as of August 31, 2016.

Non Operating Revenues and Expenses consist of the following: \$2.8 million-Retirement contribution for COLA, Supplemental and Medical/Dental/Life Insurance expenses, \$964k-Interest expense on loans and \$63k Interest Income. The net total of non operating expenses and revenues as of August is a negative \$3.2 million.

The Total Net Income as of August is \$7.9 million.

**Accounts Receivable Trade (net)** as of August 31, 2016 is \$5.7million.

Aging Status is as follows: 75% - Current, 5% - over 30 days, 1% - over 60 days, 3% - over 90 days and 16% - over 120 days.

**Accounts Payable Trade** as of August 31, 2016 is \$726 thousand which is 65% higher than last month ending balance of \$440 thousand.

Port Authority of Guam  
Income Statement  
With Budget Comparison (Unaudited)  
11 Months Ending 8/31/16

Current Month Actual	%	Last Year Actual	%	Budget	%	Chng		Year to Date Actual	%	Last Year to Date Actual	%	Chng	Budget	%
OPERATING REVENUES														
CARGO THROUGHPUT REVENUES														
694,658	14.1%	342,572	8.4%	556,095	0.25	CT- CHASSIS	5,826,175	12.1%	5,617,588	12.9%	3.7%	6,512,763	(0.11)	
1,138,971	23.1%	1,185,836	29.1%	992,357	0.15	CT-GROUND	11,933,593	24.7%	10,331,321	23.8%	15.5%	10,148,660	0.18	
222,632	4.5%	87,563	2.2%	108,707	1.05	CT-BREAKBULK	1,149,133	2.4%	1,157,497	2.7%	-0.7%	1,235,293	(0.07)	
1,121	0.0%	4,681	0.1%	613	0.83	CT-UNITIZED	11,999	0.0%	10,608	0.0%	13.1%	7,010	0.71	
						CT-TUNA								
111,880	2.3%	5,270	0.1%	51,082	1.19	CT-RO/RO	722,142	1.5%	640,129	1.5%	12.8%	586,505	0.23	
13,123	0.3%	9,709	0.2%	4,566	1.87	CT-STUFFING/DEVAN	61,543	0.1%	61,152	0.1%	0.6%	51,627	0.19	
3,050	0.1%	3,674	0.1%	3,342	(0.09)	CT-HEAVYLIFT	28,476	0.1%	42,575	0.1%	-33.1%	40,266	(0.29)	
20	0.0%	172	0.0%	316	(0.94)	CT-LONGLENGTH	1,168	0.0%	5,869	0.0%	-80.1%	5,423	(0.78)	
14,808	0.3%	8,083	0.2%	13,376	0.11	OUT-OF-GAUGE CARGO (OOG)	166,350	0.3%	112,052	0.3%	48.5%	134,320	0.24	
2,200,272	44.6%	1,647,560	40.5%	1,730,454	0.27	CARGO THROUGHPUT REVENUES	19,900,580	41.2%	17,978,792	41.4%	10.7%	18,721,887	0.06	
OTHER CARGO RELATED REVENUES														
2,531	0.1%	572	0.0%	2,442	0.04	LIFT ON/LIFT OFF	30,693	0.1%	20,639	0.0%	48.7%	24,582	0.25	
15,376	0.3%	966	0.0%	2,024	6.60	PRESLUNG	65,306	0.1%	51,913	0.1%	0.0%	44,851	0.46	
						EXPORT SCRAP CONTAINER								
304,283	6.2%	244,264	6.0%	290,051	0.05	TRANSSHIP CONTAINERS	3,295,085	6.8%	2,229,661	5.1%	47.8%	2,711,041	0.22	
11,366	0.2%	19,953	0.5%	12,945	(0.12)	OVERSTOWED CONTAINERS	107,610	0.2%	200,887	0.5%	-46.4%	176,802	(0.39)	
290	0.0%	68	0.0%	197	0.47	SHIFTED CONTAINERS	2,956	0.0%	2,212	0.0%	33.6%	2,398	0.23	
3,232	0.1%	1,946	0.0%	3,201	0.01	RIGGED CONTAINERS	35,477	0.1%	30,365	0.1%	16.8%	34,824	0.02	
10,888	0.2%	8,221	0.2%	9,915	0.10	REEFER CNTR-PLUG/UNPLUG	109,529	0.2%	99,428	0.2%	10.2%	105,417	0.04	
261,805	5.3%	286,188	7.0%	278,082	(0.06)	DIRECT LABOR BILLED	2,945,561	6.1%	2,616,698	6.0%	12.6%	2,835,054	0.04	
15,441	0.3%	16,861	0.4%	18,466	(0.16)	EQUIPMENT RENTAL	213,153	0.4%	229,498	0.5%	-7.1%	229,343	(0.07)	
69,391	1.4%	23,018	0.6%	34,886	0.99	PORT FEES & DOCKAGE	449,119	0.9%	304,672	0.7%	47.4%	353,005	0.27	
452,539	9.2%	360,496	8.9%	406,917	0.11	WHARFAGE	4,577,057	9.5%	4,228,761	9.7%	8.2%	4,409,010	0.04	
65,166	1.3%	54,870	1.3%	58,210	0.12	FUEL SURCHARGE	663,009	1.4%	552,680	1.3%	20.0%	595,662	0.11	
20,020	0.4%	15,507	0.4%	17,307	0.16	MARITIME SECURITY FEE	197,625	0.4%	164,448	0.4%	20.2%	178,410	0.11	
158,707	3.2%	123,045	3.0%	133,762	0.19	FACILITY MAINTENANCE FEE	1,627,269	3.4%	1,438,294	3.3%	13.1%	1,471,382	0.11	
581,111	11.8%	514,761	12.6%	515,452	0.13	CRANE SURCHARGE	5,832,067	12.1%	5,338,496	12.3%	9.2%	5,477,474	0.06	
1,972,148	39.9%	1,670,736	41.1%	1,783,857	0.11	OTHER CARGO RELATED REVENUES	20,151,516	41.7%	17,508,651	40.3%	15.1%	18,649,275	0.08	
4,172,420	84.5%	3,318,296	81.5%	3,514,311	0.19	OPERATING REVENUES	40,052,096	83.0%	35,487,443	81.7%	12.9%	37,371,162	0.07	



Port Authority of Guam  
Income Statement  
With Budget Comparison (Unaudited)  
11 Months Ending 8/31/16

Current Month Actual	%	Last Year Actual	%	Budget	% Chng	NON OPERATING REVENUES	Year to Date Actual	%	Last Year to Date Actual	%	% Chng	Budget	% Chng
FACILITIES													
133,819	2.7%	91,000	2.2%	119,644	0.12	FACILITIES USAGE MOBIL	1,400,256	2.9%	1,102,389	2.5%	27.0%	1,224,329	0.14
249,583	5.1%	170,673	4.2%	211,381	(1.00)	FACILITIES USAGE TRISTAR	2,739,718	5.7%	2,285,684	5.3%	19.9%	2,325,911	0.18
-	0.0%	23,820	0.6%	10,073	8.54	FACILITIES USAGE-CEMENT THRUPUT	102,000	0.2%	47,640	0.1%	0.0%	74,188	0.37
96,144	1.9%	65,098	1.6%	91,998	0.05	FACILITIES USAGE SPACE RENTAL	957,408	2.0%	1,011,290	2.3%	-5.3%	1,037,778	(0.08)
92,105	1.9%	92,105	2.3%	92,105	(0.00)	FACILITIES LEASE INCOME	1,013,150	2.1%	808,574	1.9%	25.3%	1,013,155	(0.00)
5,203	0.1%	(5,649)	-0.1%	3,198	0.63	FACILITIES COMMON AREA MAINTENANCE FEE	44,644	0.1%	45,036	0.1%	-0.9%	37,566	0.19
3,302	0.1%	1,984	0.0%	3,049	0.08	FACILITIES SECURITY SURCHARGE RENTAL	37,316	0.1%	37,131	0.1%	0.5%	32,771	0.14
1,895	0.0%	260	0.0%	260	6.29	WATER & LANDSIDE ACTIVITIES	14,510	0.0%	7,425	0.0%	0.0%	5,236	1.77
20,726	0.4%	21,186	0.5%	18,708	0.11	MARINA REVENUES	238,521	0.5%	187,949	0.4%	26.9%	180,459	0.32
2,877	0.1%	4,258	0.1%	3,546	(0.19)	HARBOR OF REFUGE	34,305	0.1%	45,517	0.1%	-24.6%	42,726	(0.20)
140,989	2.9%	268,874	6.6%	106,056	0.33	DEMURRAGE	1,396,369	2.9%	2,089,478	4.8%	-33.2%	1,030,275	0.36
746,641	15.1%	733,347	18.0%	660,018	0.13	FACILITIES OTHER FEES & SERVICES	7,978,197	16.5%	7,668,113	17.7%	4.0%	7,004,394	0.14
REIMBURSEMENTS													
0.0%	0.0%	0.0%	0.0%	-	-	CLAIMS FEE	0.0%	0.0%	50	0.0%	0.0%	-	-
0.0%	0.0%	0.0%	0.0%	-	-	BULK SCRAP	0.0%	0.0%	-	0.0%	0.0%	-	-
0.0%	0.0%	0.0%	0.0%	-	-	MATERIAL USED	0.0%	0.0%	-	0.0%	0.0%	-	-
2,213	0.0%	2,128	0.0%	2,401	0.01	PASSENGER SERVICE	16,762	0.0%	25,420	0.1%	0.0%	26,411	(0.37)
9,364	0.2%	10,928	0.3%	2,199	(0.49)	BUNKER	23,458	0.0%	25,452	0.1%	-7.8%	20,925	0.12
6,463	0.1%	4,552	0.1%	18,411	-	SPECIAL SERVICES	117,452	0.2%	123,804	0.3%	-5.1%	213,078	(0.45)
18,040	0.4%	17,808	0.4%	23,011	(0.22)	ELECTRICAL POWER	67,216	0.1%	91,149	0.2%	-26.3%	-	-
932	0.0%	692	0.0%	398	1.34	OTHER FEES & SERVICES	224,887	0.5%	265,876	0.6%	-15.4%	260,414	(0.14)
ADMINISTRATIVE FEES & SERVICES													
REIMBURSEMENTS													
0.0%	0.0%	0.0%	0.0%	943	(1.00)	FEDERAL REIMBURSEMENT	0.0%	0.0%	2,466	0.0%	0.0%	21,698	(1.00)
0.0%	0.0%	0.0%	0.0%	-	-	EARTHQUAKE INSURANCE	0.0%	0.0%	-	0.0%	0.0%	-	-
0.0%	0.0%	0.0%	0.0%	-	-	TYPHOON INSURANCE	0.0%	0.0%	-	0.0%	0.0%	-	-
0.0%	0.0%	0.0%	0.0%	-	-	OTHER REIMBURSEMENT	0.0%	0.0%	-	0.0%	0.0%	-	-
0.0%	0.0%	0.0%	0.0%	943	(1.00)	REVENUE MINIMUM CHARGE	0.0%	0.0%	2,466	0.0%	0	21,698	(1.00)
765,612	15.5%	751,647	18.5%	684,370	0.12	NON OPERATING REVENUES	8,216,269	17.0%	7,943,097	18.3%	3.4%	7,291,934	0.13
4,938,032	100.0%	4,069,943	100.0%	4,198,681	0.18	TOTAL REVENUES	48,268,365	100.0%	43,430,540	100.0%	11.1%	44,683,096	0.08

**Port Authority of Guam  
Income Statement  
With Budget Comparison (Unaudited)  
11 Months Ending 83116**

Current Month	Last Year		Budget		Year to Date	Last Year to Date						
	Actual	%	Actual	%		Actual	%					
(1,464,318)	-29.7%	(1,389,732)	-34.1%	(1,728,970)	(15,777,672)	-32.7%	(15,125,920)	-34.8%	(18,173,591)	4.3%	(1,810,413)	(0.21)
(113,285)	-2.3%	(106,111)	-2.6%	(120,467)	(1,210,890)	-2.5%	(1,216,091)	-2.8%	(1,312,924)	-0.4%	(1,312,924)	(0.08)
(405,045)	-8.2%	(393,230)	-9.7%	(444,117)	(4,338,610)	-9.0%	(4,441,345)	-10.2%	(4,888,497)	-2.3%	(4,888,497)	(0.11)
(111,502)	-2.3%	40,560	1.0%	(1,375)	(1,222,290)	-2.5%	(1,154,176)	-2.7%	(15,125)	5.9%	(15,125)	79.81
(347)	0.0%	(7,500)	0.0%	(10,929)	(28,480)	-0.1%	(19,075)	0.0%	(82,500)	0.0%	(82,500)	(0.65)
(15,495)	-0.3%	(10,394)	-0.3%	(10,929)	(84,792)	-0.2%	(66,748)	-0.2%	(120,219)	27.0%	(120,219)	(0.29)
(104,789)	-2.1%	(195,435)	-4.8%	(164,583)	(1,430,966)	-3.0%	(1,582,104)	-3.6%	(1,810,413)	-9.6%	(1,810,413)	(0.21)
(176,937)	-3.6%	(201,790)	-5.0%	(232,303)	(1,950,108)	-4.0%	(2,230,207)	-5.1%	(2,555,333)	-12.6%	(2,555,333)	(0.24)
(49,711)	-1.0%	10,950	0.3%	4,453	(416,996)	-0.9%	(35,356)	-0.1%	(280,378)	0.0%	(280,378)	(1.00)
(10,791)	-0.2%	(25,331)	-0.7%	(64,883)	(18,515)	0.0%	(346,380)	-0.8%	(667,318)	20.4%	(667,318)	(0.38)
(11,575)	-0.2%	(77,432)	-1.9%	(30,416)	(183,629)	-0.4%	(148,757)	-0.3%	(324,943)	-0.7%	(324,943)	(0.94)
(11,998)	-0.2%	(57,900)	-1.4%	(46,659)	(230,159)	-0.5%	(266,860)	-0.6%	(471,579)	-13.8%	(471,579)	(0.51)
(517,777)	-10.5%	(383,961)	-9.4%	(46,659)	(239,564)	-0.5%	(286,520)	-0.7%	(471,579)	-16.4%	(471,579)	(0.49)
(66,727)	-1.4%	(99,404)	-2.4%	(7,251)	(65)	0.0%	(3,494)	0.0%	(79,761)	0.0%	(79,761)	(1.00)
(21,269)	-0.4%	(6,356)	-0.2%	(164,694)	(828,504)	-1.7%	(796,774)	-1.8%	(1,538,367)	4.0%	(1,538,367)	(0.46)
(102,731)	-2.1%	(56,198)	-1.4%	(64,291)	(67,897)	-0.1%	(174,559)	-0.4%	(357,214)	-61.1%	(357,214)	(0.81)
20,838	0.4%	(370,128)	-9.1%	(309,270)	(1,011,736)	-2.1%	(796,465)	-1.8%	(707,201)	27.0%	(707,201)	0.43
(10,928)	-0.2%	(16,283)	-0.4%	(6,834)	(2,148,265)	-4.5%	(2,181,722)	-5.0%	(3,493,503)	-1.5%	(3,493,503)	(0.39)
(2,199)	0.0%	(3,200)	-0.1%	(26,390)	(19,170)	0.0%	(129,071)	-0.3%	(55,179)	0.0%	(55,179)	(0.65)
	0.0%		0.0%	(15,625)	(133,184)	-0.3%	(76,185)	-0.2%	(289,500)	3.2%	(289,500)	(0.54)
	0.0%		0.0%		(118,022)	-0.2%			(146,879)	54.9%	(146,879)	(0.20)
	0.0%		0.0%		(53,120)	-0.1%						
	0.0%		0.0%			0.0%			(283,307)	-81.3%		
	0.0%		0.0%			0.0%				0.0%		
(3,176,587)	-64.3%	(3,461,577)	-85.1%	(3,960,651)	(37,155,397)	-77.0%	(35,793,193)	-82.4%	(42,643,520)	3.8%	(42,643,520)	(0.13)

INDIRECT COSTS  
General & Administrative Expen

(0.20) General & Administrative Expen

Port Authority of Guam  
Income Statement (Unaudited)  
With Budget Comparison (Unaudited)  
11 Months Ending 83116

Current Month	%		Last Year	%		Budget	% Chng	Description	Year to Date		Last Year to Date			
	Actual	%		Actual	%				Actual	%	Chng	Budget	% Chng	
1,761,445	35.7%		608,366	14.9%	238,030	6.40	OPERATING INCOME (LOSS)	11,112,967	23.0%	7,637,348	17.6%	45.5%	2,019,576	4.50
							OTHER INCOME (EXPENSE)							
	0.0%			0.0%		-	Other Income & Expense		0.0%		0.0	0.0		-
	0.0%			0.0%		-	Other Income		0.0%		0.0%	0.0%		-
	0.0%			0.0%		-	Interest Income		0.0%		0.0%	0.0%		-
	0.0%			0.0%		-	Interest Income		0.0%		0.0%	0.0%		-
5,262	0.1%		3,628	0.1%	(4,488)	(2.17)	Interest Income	(157,407)	-0.3%	845,849	1.9%	-118.6%	107,907	(2.46)
(89,766)	-1.8%		(83,878)	-2.1%	(100,912)	(0.11)	Interest Expense-USD A	(964,741)	-2.0%	(780,115)	-1.8%	23.7%	(1,110,032)	(0.13)
(872)	0.0%			0.0%	(2,417)	(0.64)	Other Expense	(7,554)	0.0%	1,471	0.0%	-613.5%	(23,587)	(0.68)
(311,309)	-6.3%		(229,405)	-5.6%	(205,263)	0.52	Retirement Govt Contribution	(2,805,129)	-5.8%	(2,573,301)	-5.9%	9.0%	(2,257,893)	0.24
51,544	1.0%		178,426	4.4%	249,157	-	Federal Reimbursement	1,452,146	3.0%	7,300,783	16.8%	-80.1%	2,937,110	-
(113,102)	-2.3%		(4,565)	-0.1%	(4,775)	22.69	Federal Expenses	(746,756)	-1.5%	(93,905)	-0.2%	695.2%	(61,825)	11.08
(6,000)	-0.1%		(9,614)	-0.2%	(12,500)	(0.52)	Gain <Loss> on Asset Disposals	(16,614)	0.0%	(729,025)	-1.7%	-97.7%	(137,500)	(0.88)
(464,242)	-9.4%		(145,408)	-3.6%	(81,198)	4.72	Other Income & Expense	(3,246,055)	-6.7%	3,971,758	9.1%	-181.7%	(545,820)	4.95
(464,242)	-9.4%		(145,408)	-3.6%	(81,198)	4.72	OTHER INCOME (EXPENSE)	(3,246,055)	-6.7%	3,971,758	9.1%	-181.7%	(545,820)	4.95
1,297,203	26.3%		462,959	11.4%	156,832	7.27	NET INCOME (LOSS)	7,866,912	16.3%	11,609,105	26.7%	-32.2%	1,473,756	4.34



Total Assets	Amount		Amount		Amount		Change This Month	Change This Year
	Current	Last Month End	Last Month End	Last Year End	Last Year End			
Current Assets								
Cash on Hand	2,000.00	2,000.00	2,000.00	2,000.00	2,000.00	0.00	0.00	
Petty Cash Fund	100.00	100.00	100.00	100.00	100.00	0.00	0.00	
Cashier Change Fund								
Cash on Hand	2,100.00	2,100.00	2,100.00	2,100.00	2,100.00	0.00	0.00	
Incentive Award Fund								
First Hawaiian Bank-Incentive								
Incentive Award Fund								
Cash in Bank								
First Hawaiian Bank	6,855,800.81	6,414,148.77	5,911,886.77	5,911,886.77	441,652.04	943,914.04		
Bank of Guam	1,550,786.13	1,198,290.48	2,759,058.10	2,759,058.10	352,495.65	1,208,271.97		
Bank of Hawaii								
Citizen Security Bank	8,406,586.94	7,612,439.25	8,670,944.87	8,670,944.87	794,147.69	264,357.93		
Cash in Bank	24,862,238.80	24,225,359.09	14,845,700.67	14,845,700.67	636,879.71	10,016,538.13		
Short Term Investments								
Bank of Guam								
Citizen's Security Bank								
First Hawaiian Bank								
BankPacifc								
CitiBank								
Bank of Hawaii								
Oceanic Bank								
Gov Guam Employees Fed CU								
Short Term Investments	24,862,238.80	24,225,359.09	14,845,700.67	14,845,700.67	636,879.71	10,016,538.13		
Account Receivable-Trade (Net)	6,589,510.89	5,787,931.68	8,277,709.91	8,277,709.91	801,579.21	1,688,199.02		
Accounts Receivable-Trade Allow for Uncollectible Acct. A/R-Clearing Account	5,667,837.97	4,866,258.76	7,356,036.99	7,356,036.99	801,579.21	1,688,199.02		
Account Receivable-Trade (Net)	222,620.01	222,845.01	346,467.90	346,467.90	225.00	123,847.89		
Accounts Receivable-Other								
Accounts Receivable-DOA	6,152.30	6,377.30	14,552.30	14,552.30	225.00	8,400.00		
Accounts Receivable-Employee								
Accounts Receivable-FMVA Reimb	216,467.71	216,467.71	331,915.60	331,915.60		115,447.89		
Accounts Receivable-Geda/Casam								
Accounts Receivable-Other								
Accounts Receivable-Ins Procee								
Accounts Receivable-Other								
Marina Receivables	33,395.97	32,572.80	23,467.62	23,467.62	833.17	9,928.35		
Accounts Receivable-Agat Marina	2,936.00	2,679.00	2,727.50	2,727.50	257.00	1,208.50		
Accounts Receivable-GDP Marina	14,614.94	14,245.98	13,387.65	13,387.65	368.96	1,227.29		
Accounts Receivable-Harbor OF								

	Amount Current	Last Month End	Amount Last Year End	Change This Month	Change This Year
Marina Receivables	50,946.91	49,497.78	39,582.77	1,449.13	11,364.14
Interest Receivables					
Bank of Guam					
Bank of Hawaii					
Bank Pacific					
Citi Bank					
Citizens Security Bank					
First Hawaiian Bank					
GovGuam Emp. Fed. Credit Union					
Other					
Interest Receivables					
Prepaid Expenses					
Prepaid Insurance	253,692.19	430,629.26	18,218.76	176,937.07	253,692.19
Prepaid Expenses	107,473.79	212,430.62	18,218.76	104,954.83	89,257.03
Prepaid Expenses	361,167.98	643,059.88	18,218.76	281,891.90	342,949.22
Deferred Expenses					
Deferred Geda Addendum L/Lease					
Credit Note Reimbursement					
Deferred Expenses					
Current Assets	39,573,498.61	37,621,559.77	31,279,051.96	1,951,938.84	8,294,446.65
Non Current Assets					
Long Term Receivable	2,258,190.48	2,258,190.48	2,258,190.48		
Long Term Receivable-DOA	1,490,449.30	1,490,449.30	1,490,449.30		
Long Term Receivable-Geda	3,748,640.38	3,748,640.38	3,748,640.38		
Allow for Uncollectible L/R A/R					
Long Term Receivable					
Gas, Oil and Diesel Inventory	2,056.15	2,078.85	19,311	22.69	2,037.85
Supplies Inventory	267,771.73	224,804.26	191,573.26	42,966.87	76,197.17
Supplies Inventory Adj.	1,240.77	1,676.86	1,676.86		
Allowance for Obsolescence	61,409.06	61,409.06	61,409.06	42,966.87	465.91
Inventory for Survey					
Inventory	207,207.46	163,797.37	128,506.53	43,410.09	78,700.93
Work In Progress					
Const Work In Progr-Logal	8,968,078.97	8,845,698.30	5,591,156.28	122,380.67	3,376,922.69
Const Work In Progr-Federal	5,868,616.17	5,868,616.17	6,245,482.98	24,850.00	1,076,862.51
Const Work In Progr-FMF	24,710.91	49,560.91	480,676.79	97,530.67	455,965.88
Work In Progress	14,861,406.05	14,763,875.38	13,017,315.75	97,530.67	1,844,090.30
Non Current Assets	15,068,613.51	14,927,672.75	13,145,822.28	140,940.76	1,922,791.23

	Amount Current	Last Month	Last Year	Change This Month	Change This Year
Property, Plant & Equipment					
Land	3,563,000.00	3,563,000.00	3,563,000.00		
Land-Cabaras	3,563,000.00	3,563,000.00	3,563,000.00		
Buildings	15,732,648.10	15,732,648.10	15,732,648.10		
Buildings-Original	115,656,243.43	115,656,243.43	114,636,292.61		1,019,950.82
Buildings-Substation Shelters	131,388,891.53	131,388,891.53	130,368,940.71		1,019,950.82
Buildings-Wharf Improvements					
Buildings	15,168,514.99	15,166,105.90	15,142,015.00	2,409.09	26,499.99
Accumulated Depreciation-Build	27,177,075.44	26,914,198.84	24,290,797.53	262,876.60	2,886,287.91
Accdeprec-Buildings-Original	42,345,590.43	42,080,304.74	39,432,802.53	265,285.69	2,912,787.90
Accdeprec-Buildings-Wharf Impr					
Furnishings & Equipment					
Air Tools	508,918.08	508,918.08	508,918.08		1,001.79
Communications Equip	1,500,033.67	1,500,033.67	1,501,035.46		19,935.00
Computer Equip	20,950,981.55	20,950,981.55	20,970,216.55		15,411.88
Crane Equip	1,229,626.12	1,237,276.12	1,214,214.24	7,650.00	
Furnishings & Office Equip	982,678.00	982,678.00	982,678.00		
Generator 3 Relocation Cost	3,159,937.31	3,159,937.31	3,159,937.31		1,074,171.22
Generator Sets	1,257,055.25	1,257,055.25	1,182,894.03		1,187.25
Hand Tools	12,466.87	12,466.87	11,279.62		2,852.00
Load & Unload Equip	2,852.00	2,852.00	2,852.00		
Mowing Equip	6,999.00	6,999.00	6,999.00		638,571.37
Other Equip	1,681,159.84	1,699,878.89	1,042,588.47	18,719.05	9,528.50
Power Tools	16,502.61	14,457.61	6,974.11	2,045.00	
Safety Equip					
Shop Equip	320,033.65	324,579.65	213,315.74	4,546.00	106,717.91
Tractors	1,431,688.97	1,431,688.97	1,431,688.97		194,329.34
Vehicles & Motor Equip	1,863,130.87	1,821,552.87	1,668,801.53	41,578.00	
Furnishings & Equipment	34,924,063.79	34,911,355.84	32,902,231.11	12,707.95	2,021,832.68
Accumulated Depreciation-Furni					
Accdeprec-Air Tools	409,495.48	403,539.93	343,985.09	5,955.49	65,510.39
Accdeprec-Communications Eqt.	812,430.01	799,210.93	700,652.19	13,219.08	111,777.82
Accdeprec-Computer Equip	9,101,102.28	8,946,362.63	7,398,966.79	154,739.59	1,702,135.49
Accdeprec-Crane Equip	589,657.32	579,095.70	440,929.55	10,561.62	84,369.56
Accdeprec-Furnishings & Office	815,568.05	807,898.09	731,198.49	7,669.96	
Accdeprec-Generator 3 Relocation C	3,159,937.31	3,159,937.31	3,159,937.31		70,852.31
Accdeprec-Generator Sets	8,687.98	8,625.07	8,222.94	6,983.63	
Accdeprec-Hand Tools	2,216.62	2,118.89	2,233.77	62.47	142.60
Accdeprec-Load & Unload Equip	922,969.12	926,312.14	827,329.26	3,343.30	1,283.15
Accdeprec-Mowing Equip	6,642.46	6,482.14	5,738.05	1,60.32	95,639.86
Accdeprec-Other Equip					
Accdeprec-Power Tools					



	Amount Current	Last Month End Amount	Last Year End Amount	Change This Month	Change This Year
AccDeprec-Safety Equip	156,887.79	159,390.38	144,723.89	2,502.59	12,163.90
AccDeprec-Shop Equip	1,075,618.10	1,632,062.41	937,380.51	4,237.59	138,237.59
AccDeprec-Tractors	628,016.49	632,534.43	491,858.24	4,527.94	136,158.35
AccDeprec-Vehicles & Motor Equ					
Accumulated Depreciation-Furni	17,884,300.90	17,682,616.46	15,315,933.08	201,684.44	2,568,367.82
Capital Leases					
Capital Leases					
Accumulated Amortization-Capit					
Accmort-Capital Leases					
Accumulated Amortization-Capit					
Pension-Deferred Outflows Res	4,451,753.43	4,451,753.43	4,451,753.43		
Pension-Deferred Outflow Res	4,451,753.43	4,451,753.43	4,451,753.43		
Pension-Deferred Outflows Res	4,451,753.43	4,451,753.43	4,451,753.43		
Property, Plant & Equipment	114,097,817.42	114,552,079.60	116,537,189.64	454,262.18	2,439,372.22
Total Assets	168,739,929.54	167,101,312.12	160,962,063.88	1,638,617.42	7,777,865.66
Total Liabilities & Capital					
Current Liabilities					
Accounts Payable	309,069.17	420,252.84	367,853.87	111,183.67	58,784.70
Accounts Payable Custom	796,224.02	439,931.98	2,205,339.96	286,292.04	1,479,125.34
Accounts Payable GSA	16,822.44			16,822.44	16,822.44
Accounts Payable Others					
Accounts Payable Trade					
Received Not Vouchered					
Accounts Payable	1,052,115.63	860,184.82	2,573,193.23	191,930.81	1,521,077.60
Current Loan Payable					
Current ANZ (USDA) Loan Payabl	17,186.35	33,969.19	199,298.32	16,782.84	182,111.97
CU ANZ (USDA) 12M Loan Payabl	49,027.98	99,211.88	597,103.85	50,183.90	548,075.87
CU BOG 10M SLE Loan Payable	21,796.47	43,527.29	257,268.24	21,730.82	235,471.77
CU BOG 2M USDA Direct Loan	88,010.80	176,708.36	1,053,670.41	88,697.56	965,659.61
Current Loan Payable	88,010.80	176,708.36	1,053,670.41	88,697.56	965,659.61
Due to Public Utilities					
Due to GBA					
Due to GTR					
Due to GWA					
Due to Public Utilities					
Accrued Interest Payable					
Accrued Interest Payable					

	Amount Current	Last Month End	Amount Last Year End	Change This Month	Change This Year
<b>Accrued Interest Payable</b>					
Deferred Revenues - DOD Moderniz	61,769.01-	61,769.01-	61,769.01-		225,801.50-
Deferred Income - GEDA	105,718.75	105,718.75	331,520.25		6,505.65-
Deferred Revenues - Leases			6,505.65		127,177.62-
Deferred Revenues - Marinas			127,177.62		359,484.77-
Deferred Revenues	43,949.74	43,949.74	403,434.51		
<b>Deferred Revenues</b>					
Accrued Expenses	575,891.69	381,340.84	552,260.14	194,550.85	23,631.55
Accrued Payroll	1,399,405.99	1,422,867.03	1,171,730.53	23,461.04-	227,675.46
Accrued Vacation Pay-Current					
Accrued Earthquake Cost					
Accrued Cola/Supplemental					
Accrued Typhoon Cost					
Accrued Medicare Tax					
Accrued Federal Grant					
Employee Insurance Payables	11,794.77	11,643.48	229,892.30	71,072.87	6,504.26-
Employee Deductions Payable	227,972.22	156,899.35			1,920.08-
Withholding Tax Payable					
Credit Union					
Accrued Miscellaneous Deductio					
Accrued Death & Disability Ins					
Retirement Contributions					
Deferred Compensation Plan Pay	7.07-	7.07-			7.07-
<b>Accrued Expenses</b>					
Security Deposits	2,215,057.60	1,972,743.63	1,959,173.48	242,313.97	255,884.12
Security Deposits - Space Leas	85,613.00	89,965.96	91,688.78	4,352.96-	6,075.78-
Security Deposits - Marinas	28,497.36	28,277.36	24,659.90	220.00	3,837.46
Security Deposits	114,110.36	118,243.32	116,348.68	4,132.96-	2,238.32-
<b>Capital Lease Obligations- Cur</b>					
Capital Lease Obligations- Cur					
<b>Other Current Liabilities</b>					
Other Current Liabilities					
Reserve Shortage/Property Dama					
Lease Payable - GEDA					
<b>Other Current Liabilities</b>					
Current Liabilities	3,513,244.13	3,171,829.87	6,105,820.31	341,414.26	2,592,576.18-
<b>Non Current Liabilities</b>					
Long Term Accrued Expenses	37,618,961.00	37,618,961.00	37,618,961.00		
Unfunded Retirement Contributi	284,898.67	284,898.67	284,898.67		
Accrued Vacation Pay-Long Term					

	Amount Current	Last Month End	Last Month End	Last Month End	Change This Month	Change This Year
Accrued Sick Leave (DC) - Long Term	1,475,442.59	1,475,442.59	1,475,442.59	1,475,442.59		
Long Term Accrued Expenses	39,379,302.26	39,379,302.26	39,379,302.26	39,379,302.26		
Pension-Deferred Inflow of Res	4,565,083.00	4,565,083.00	4,565,083.00	4,565,083.00		
Pension-Deferred Inflow of Res	4,565,083.00	4,565,083.00	4,565,083.00	4,565,083.00		
Capital Lease Obligations						
Capital Lease Obligations						
Capital Lease Obligations						
Long Term Loan Payables						
LT-ANZ (USDA) Loan Payable 3.5	2,474,003.77	2,474,003.77	2,474,003.77	2,474,003.77		2,503,530.16
LT-ANZ (USDA) Loan Payable 12M	9,927,396.97	9,927,396.97	9,927,396.97	9,927,396.97		
LT-BOG \$1M Loan Payable 10M	5,732,794.21	5,732,794.21	5,732,794.21	5,732,794.21		
LT-BOG \$2M USDA Direct Loan	1,700,751.79	1,700,751.79	1,700,751.79	1,700,751.79		
Long Term Loan Payables	19,834,946.74	19,834,946.74	17,331,416.58	17,331,416.58		2,503,530.16
Non Current Liabilities	63,779,332.00	63,779,332.00	61,275,801.84	61,275,801.84		2,503,530.16
Capital Contributions & Equity						
Contributions-Local Government						
Contributions-Land	3,563,000.00	3,563,000.00	3,563,000.00	3,563,000.00		
Contributions-Property & Equip	483,688.19	483,688.19	483,688.19	483,688.19		
Contributions-General Fund	13,413,670.45	13,413,670.45	13,413,670.45	13,413,670.45		
Contributions-G.E.P.A.	100,000.00	100,000.00	100,000.00	100,000.00		
Contributions-PAG (Portion of	7,000.00	7,000.00	7,000.00	7,000.00		
Contributions-Local Government	17,567,358.64	17,567,358.64	17,567,358.64	17,567,358.64		
Contributions-Federal Governme						
Contributions-U.S. Govt Rehab	10,321,126.26	10,321,126.26	10,321,126.26	10,321,126.26		
Contributions-Economic Develop	1,492,676.57	1,492,676.57	1,492,676.57	1,492,676.57		
Contributions-U.S. Department	6,508,875.60	6,508,875.60	6,508,875.60	6,508,875.60		
Contributions-U.S. Govt-Fema	53,763.30	53,763.30	53,763.30	53,763.30		
Contributions-Federal Governme	18,376,441.73	18,376,441.73	18,376,441.73	18,376,441.73		
Accumulated Earnings						
Accumulated Earnings	20,085,451.75	20,085,451.75	20,085,451.75	20,085,451.75		
Accumulated Earnings (Deficit)	77,722,088.11	77,722,088.11	77,722,088.11	77,722,088.11		
Accumulated Earnings	57,636,636.36	57,636,636.36	57,636,636.36	57,636,636.36		
Net Earnings (Loss)	7,866,916.68	6,569,713.52	5,000	5,000	1,297,203.16	7,866,911.68
Capital Contributions & Equity	101,447,353.41	100,150,150.25	93,580,441.73	93,580,441.73	1,297,203.16	7,866,911.68
Total Liabilities & Capital	168,739,929.54	167,101,312.12	160,962,063.88	160,962,063.88	1,638,617.42	7,777,865.66

As of August 31, 2016

Cust. No.	Customer Name	Balance Open	Current	Days Aging				Last Paid Amount	Date	Remarks
				Over 30	Over 60	Over 90	Over 120			
14526	Cementon Micronesia, LLC	\$419,597.46	-\$18,237.00	\$1,610.00	\$1,610.00	\$1,610.00	\$433,004.46	\$18,237.00	8/31/2016	With Legal counsel
7384	Marianas Steamship Agency	\$1,140,361.26	\$778,314.92	\$63,995.30	\$18,832.94	\$141,566.52	\$137,651.58	\$32,371.68	9/14/2016	Dispute unmetered power, awaiting new assessment
7106	Shell Guam, Inc.	\$109,200.00		\$1,950.00	\$1,950.00	\$1,950.00	\$103,350.00	\$1,950.00	11/4/2011	Pending Legal Counsel Emailed Annie. She will finalize her books and we will revisit her payment options.
7350	Consolidated Transportation	\$651,897.34	\$546,776.48		\$2,838.24		\$102,282.62	\$114,949.68	9/9/2016	Termination to be prepared by commercial
14405	KVOG Broadcasting/MCS, LLC	\$99,167.02	\$277.43	\$1,168.20	\$1,109.82	\$1,157.80	\$95,453.77	\$45.36	11/14/2012	Termination to be prepared by commercial
15388	Guam Industrial Serv. Inc.	\$43,197.00					\$43,197.00			Disputing lease. Informed Commercial Called Rolly. Sent email to Geri.
7376	Matson Navigation Co.	\$3,488,850.53	\$3,316,811.03	\$109,885.02	\$10,932.90	\$10,801.83	\$40,419.75	\$90,047.51	9/12/2016	Called Rolly. Sent email to Geri. Following up in 30 days
10225	Mobil Oil Guam, Inc.	\$142,452.53	\$117,664.55	\$1,159.08			\$23,628.90	\$117,762.72	9/14/2016	A/CN coming in
7368	Cabrera Marine Corp	-\$41,749.99	-\$57,598.91	\$793.26	\$1,018.18		\$14,037.48	\$4,328.43	9/9/2016	Account being monitored.
14171	Norton Lilly International	\$494,355.05	\$474,960.00	\$1,047.04	\$5,826.43	\$276.33	\$12,245.25	\$248,190.31	9/15/2016	over 120 are RF invoices. Letter was submitted for consideration.
11848	Fantasea Charters/Velez, A	\$11,560.61	-\$0.33	\$449.82	\$449.82	\$449.82	\$10,211.48	\$25.00	5/5/2016	With Legal/collection
14797	Santiago, Arsenio A.	\$7,383.19					\$7,383.19	\$100.00	11/5/2014	Termination to be prepared by commercial
15240	AVANITI MARINE SPORTS	\$11,245.50		\$1,874.25	\$1,874.25	\$1,874.25	\$5,622.75	\$1,874.25	3/4/2016	Termination letter went out
14785	Howard, Lynette/John Regis	\$4,673.00					\$4,673.00	\$200.00	3/21/2014	With collection
14336	Cruz, Joseph L.	\$4,095.19	-\$250.61	\$250.61		\$96.16	\$3,999.03	\$350.00	9/9/2016	Late notice
10081	Landolt, Callum L.	\$3,881.30					\$3,881.30	\$303.00	10/15/2013	With collection
14610	U.S. Department of Homeland Security	\$21,833.77	\$18,149.15				\$3,684.62	\$14,502.59	9/8/2016	Federal Reimb
9814	Fentress, Michael D.	\$3,430.00					\$3,430.00	\$200.00	9/4/2015	With collection
14542	Heavy Equipment Rental Opt	\$2,152.83	-\$874.00	\$152.99	\$186.33		\$2,687.51	\$51.04	7/15/2016	Tenant paid. Monitoring account
13727	Ross, Robert	\$2,625.00					\$2,625.00	\$137.50	5/27/2014	With Legal/collection
14923	Shotguns	\$3,982.50	\$477.50		\$477.50	\$477.50	\$2,550.00	\$705.00	1/27/2016	Final Notice Sent
14283	Brand, Inc.	\$5,993.35		\$1,616.16	\$1,111.00	\$777.00	\$2,489.19	\$2,728.16	9/7/2016	Tenant paid. Monitoring account.
14561	Trombley, William P. (RETU	\$2,337.50					\$2,337.50	\$135.00	8/21/2012	Deceased/act with collection
14364	P.S.V. Corp./Joq, Gi Burn	\$7,543.24	\$284.31	\$1,953.45	\$1,773.88	\$1,763.28	\$1,768.32	\$9,129.45	9/6/2016	Tenant came in to make payment.
14382	Sepey, Ulysess Y.	\$1,778.75				\$25.00	\$1,753.75	\$100.00	5/17/2016	No contact information. Emailed commercial



Cust. No.	Customer Name	Balance Open	Current	Days Aging					Last Paid Amount	Date	Remarks
				Over 30	Over 60	Over 90	Over 120				
13641	M.A.Y. (Guam) Inc.	\$2,259.61		\$85.68	\$85.68	\$408.68	\$1,679.57	\$400.28	1/8/2016	Late Notice sent. Monitoring acct.	
14161	Isia Trucking	\$2,454.04	\$87.73	\$726.22	\$160.91	\$11.62	\$1,467.56	\$50.00	10/28/2015	With collection	
13158	Thompson, Michael J.	\$1,446.35					\$1,446.35	\$1,050.00	9/6/2016	Final Notice to be sent	
15360	Teleguam Holdings, LLC DBA	\$1,279.97					\$1,279.97	\$1,000.00	6/23/2014	With collection	
15097	Junsay, Lowell B.	\$1,213.25					\$1,213.25	\$250.00	3/5/2015	Final Notice sent. Commercial should terminate.	
14622	Singenes, Sigeo I.	\$1,175.00					\$1,175.00	\$640.00	9/19/2016	Final Notice to be sent	
14381	Apra Dive & Marine Sports,	\$4,005.97	\$852.99	\$1,508.47	\$401.01	\$303.75	\$939.75	\$1,797.12	9/14/2016	Government	
11776	Customs and Quarantine Agency	\$2,246.40		\$449.28	\$449.28	\$449.28	\$898.56	\$1,797.12	9/14/2016	Government	
13219	SS Neptune, LLC Shuttle	\$897.48					\$897.48	\$368.96	6/18/2015	Notified commercial to terminate. Final notice sent	
14815	Rutiki, Sisto	\$675.00					\$675.00	\$200.00	8/22/2013	With collection	
15051	Isia Fishing & Diving, Inc	\$560.00					\$560.00	\$457.00	7/3/2014	With collection	
15210	RAUKULUPIY, CECILIO	\$525.00					\$525.00	\$300.00	1/9/2015	With collection	
14922	Jack Michael	\$1,420.00	\$137.50	\$744.83	\$137.50	\$687.50	\$457.50	\$415.00	6/22/2015	ACH coming in.	
14368	Tyco Electronics Subsea Co	\$7,565.90	\$744.83	\$6,350.40	\$109.61	\$350.00	\$361.06	\$13,016.92	9/7/2016	Interest left to be paid	
14575	Twilliger, Rosco Dean	\$400.00	\$25.00		\$25.00		\$350.00	\$120.00	8/1/2016	Interest left to be paid	
11756	V. Angoco's Trucking	\$106.43	-\$168.28				\$274.71	\$4,885.94	5/4/2015	Government	
14809	Department of Homeland Security	\$267.38					\$267.38	\$162.50	8/30/2016		
14180	Coffman, Brent	\$40.00	-\$220.00				\$260.00	\$121.41	8/26/2016		
1490	Guam Telephone Authority	-\$179.08	-\$434.86				\$255.78	\$660.00	6/29/2016	Final Notice to be sent	
14537	Fredrick, Bruce & Dianne	\$905.00	\$220.00		\$245.00	\$220.00	\$220.00	\$4,057.93	8/29/2016	Government	
13202	Department of Administration	\$1,468.25	\$1,295.00				\$173.25	\$102.08	1/20/2016	2nd notice to be sent. Called and left message	
10575	Pacific LP Gas	\$102.08					\$102.08	\$125.00	9/8/2016	Customer plans to pay off by December.	
14821	Searunner Marine Inc.	\$125.00				\$25.00	\$100.00	\$150.00	9/7/2016	Customer has a dispute with Commercial. Informed Ms. Rita about the dispute.	
15103	Collier, Ernest	\$100.00					\$100.00	\$97.50	8/30/2016	Agent makes advance payments. Spread is done monthly.	
13674	Coffman, John Randolph	\$97.50					\$97.50	\$520.00	9/12/2016	Contact info needs updating. Informed Commercial. 2nd notice sent	
13696	Lotus Pacifica Trading, In	\$16,033.91	\$5,302.38	\$2,698.27	\$7,950.79		\$82.47	\$185.00	3/10/2016	Commercial. 2nd notice sent	
14533	Brochon, Michael	\$200.00	\$40.00		\$40.00	\$40.00	\$80.00				

Cust. No.	Customer Name	Balance Open	Current	Days Aging				Last Paid Amount	Date	Remarks
				Over 30	Over 60	Over 90	Over 120			
12851	Eric Bell	\$422.63	\$48.42		\$50.00	\$249.21	\$75.00	\$597.63	3/1/2016	Deceased. Notified commercial.
14485	Rains, Julian T.	\$420.00	\$162.50	\$25.00	\$162.50		\$70.00	\$160.00	9/1/2016	Emailed and sent 2nd notice
9638	Asmuyao Community School	\$200.50				\$150.50	\$50.00	\$260.00	8/30/2016	Sent commercial second email on dispute.
15394	Castro, Rebecca Jean/Hotdo	\$128.52			\$42.84	\$42.84	\$42.84	\$83.64	8/16/2016	Sent Notice ; Ms. Rita contacted her.
12293	Bradford, William W.	\$27.50				\$27.50	\$27.50	\$220.00	9/6/2016	
15095	Chen, Steven	\$273.00	\$38.00		\$70.00	\$140.00	\$25.00	\$466.00	1/27/2016	2nd notice to be sent. Called and left message
10778	Real World Diving	-\$72.90	-\$207.10	\$68.70		\$40.50	\$25.00	\$22.90	6/27/2016	
14429	Weilbacher, Walden	\$125.00	\$50.00		\$50.00		\$25.00	\$275.00	4/29/2016	2nd notice to be sent. Called and left message
14791	Fong, Francis L	\$148.57	\$123.57				\$25.00	\$300.00	7/13/2016	
15052	DENOVO VENTURES, LLC	\$20.00					\$20.00			
14290	DGX	-\$374.61	-\$374.85				\$0.24	\$374.85	9/14/2016	
15275	EMMANUEL PHILIPPE RE	\$0.01					\$0.01	\$33.33	1/9/2015	
15235	Oil Spill Response Operation		-\$3,528.00			\$3,528.00		\$3,528.00	8/17/2016	Ross is disputing one month. Informed Ms. Rita. She will handle
14061	AR Sunrise Canteen/Catering	\$1,926.48		\$658.42	\$634.03	\$634.03	\$634.03	\$634.03	9/13/2016	
14963	Castro, Jesse AR	\$1,062.50	\$382.50		\$357.50	\$322.50	\$22.50	\$500.00	8/15/2016	2nd notice to be sent.
14124	Guam Fire Department	\$240.00	\$80.00		\$80.00	\$80.00	\$80.00	\$240.00	5/31/2016	Government
12424	Flores, Joaquin C.	\$212.50	\$162.50	\$25.00		\$25.00		\$137.50	8/26/2016	Informed customer that ACH is one month late.
14444	Office of the Governor of Guam	\$136,833.36	\$24,736.25	\$112,097.03		\$0.08		\$112,097.03	9/16/2016	Government
13121	Tidewater Distributors Inc	\$6,781.33	-\$7,083.50	\$8,676.99	\$5,187.84			\$102.08	9/15/2016	
8483	Scuba Company	\$5,508.10	\$4,467.70		\$1,040.40			\$6,803.30	9/8/2016	
13537	Wang, Jackey	\$2,540.00	\$1,797.50		\$742.50			\$8,277.50	6/30/2016	Late Notice sent. Monitoring acct.
7341	Ambyth Shipping & Trading	\$373,504.05	\$371,121.34	\$1,872.31	\$510.40			\$8,004.16	9/12/2016	
13044	Smithbridge Guam, Inc.	\$6,864.74	\$187.92	\$6,356.70	\$320.12			\$6,676.82	9/12/2016	
14431	Quinata, Carlos/Amber Heritage	\$322.86	\$22.90		\$299.96			\$217.50	9/14/2016	Customer dispute h20. Informed Commercial. Sent late notice.
15278	Rosen, Mattias	\$275.00	\$137.50		\$137.50			\$550.00	6/3/2016	Called Customer. He will be in to make payment
15301	James, Josichy	\$272.50	\$135.00		\$137.50			\$140.00	7/27/2016	
10743	Poppo, Edward/FISH INC	\$160.00	\$80.00		\$80.00			\$160.00	9/13/2016	
15088	Shida, Paul H.	\$140.00	\$70.00		\$70.00			\$70.00	9/13/2016	

Cust. No.	Customer Name	Balance Open	Current	Days Aging				Last Paid Amount	Date	Remarks
				Over 30	Over 60	Over 90	Over 120			
14633	Eusebio, Ricardo B.	\$96.71	\$21.71	\$25.00	\$50.00			\$50.00	7/22/2016	
9742	Duenas, Christopher M.	\$100.00	\$50.00		\$50.00			\$300.00	3/2/2016	Notice to be sent
9401	Tasi Tours Inc.	-\$398.05	-\$423.05		\$25.00			\$423.05	9/14/2016	
10735	Plummer, Peter J.	\$112.50	\$87.50		\$25.00			\$87.50	8/23/2016	
14534	Martin, Dwight	\$175.00	\$150.00		\$25.00			\$1,150.00	6/14/2016	
11778	Dewitt Trans Services of G	\$0.20			\$0.20					Customer has a credit that is spread monthly
15334	KALS Corporation	-\$75,412.60	-\$76,920.85	\$1,508.25				\$2,714.75	9/6/2016	
11764	American Bureau of Shipping	-\$416.05	-\$776.91	\$360.86				\$551.43	8/29/2016	
14384	Auto Marine Inc.	\$547.67	\$483.23	\$64.44				\$2,850.00	7/25/2016	
9806	Felix, Christopher	-\$855.00	-\$880.00	\$25.00				\$25.00	9/1/2016	
14861	Talsacan, Nicholas	\$25.00		\$25.00				\$905.00	7/29/2016	
1487	Guam Federation of Teacher	-\$859.00	-\$859.00					\$9,013.50	9/6/2016	
7413	Seabridge Inc.	\$9,388.17	\$9,388.17					\$2,316.40	9/7/2016	
7763	Guam Dolphin's Marine Spor	\$1,348.10	\$1,348.10					\$5,517.44	9/12/2016	
7923	Inchcape Shipping Services	\$31,742.01	\$31,742.01					\$385.56	8/29/2016	
8352	Paradise Aqua Corp.	-\$385.56	-\$385.56					\$220.00	6/29/2016	
8475	Sanjo Bussan (Guam) Co, Lt	-\$4,760.96	-\$4,760.96					\$51.04	8/2/2016	
9224	Island Equipment Company							\$51.04	9/8/2016	
9478	Triple B Forwarders	-\$342.42	-\$342.42					\$1,119.51	8/31/2016	
9620	Alupang Beach Club	\$412.20	\$412.20					\$40.00	9/2/2016	
9654	Baba, Hidelharu	-\$40.00	-\$40.00					\$440.00	12/2/2015	
9697	Camacho, Antonio Frank C.	-\$120.00	-\$120.00					\$510.00	9/12/2016	
9822	Osakana Cruise, Inc/Fish E	-\$234.42	-\$234.42					\$360.00	9/6/2016	
9831	Fish Hook Inc.	\$360.00	\$360.00					\$50.00	5/9/2016	
9849	Flores, William A.	-\$250.00	-\$250.00					\$106.00	8/10/2016	
9996	Johnson, George L.	-\$106.00	-\$106.00					\$220.00	8/22/2016	
10217	Mars, Thomas Z.	\$179.33	\$179.33					\$40.48	7/20/2015	
10276	McDermott International/Ra	-\$0.03	-\$0.03					\$137.50	8/1/2016	
10524	Orcutt, Kenneth D.	\$137.50	\$137.50					\$240.00	8/29/2016	
10621	Perez, Thomas L.G.	-\$240.00	-\$240.00					\$137.50	8/29/2016	
10701	Peterson, George N.	-\$137.50	-\$137.50					\$117.52	4/26/2016	
11770	Black Construction Corpora	-\$364.27	-\$364.27					\$412.50	7/1/2016	
12333	Ambros Inc	-\$5.00	-\$5.00					\$614.90	2/3/2016	
12335	Liberty, Lawrence D / Sand	-\$137.50	-\$137.50							
12373	Beighley, Jim/Mark Baldyga	-\$185.90	-\$185.90							

Cust. No.	Customer Name	Balance Open	Current	Days Aging				Last Paid Amount	Date	Remarks
				Over 30	Over 60	Over 90	Over 120			
12394	Wong, Billy	-\$500.00	\$500.00					\$300.00	6/9/2016	
12397	Cruz, John R.	-\$160.00	-\$160.00					\$160.00	8/22/2016	
12446	Coam Trading (Guam) Co. Lt	\$295.76	\$295.76					\$699.88	8/1/2016	
12509	Hanley, Timothy F.	-\$52.50	-\$52.50					\$52.50	9/6/2016	
12511	Hanson Permanent Cement o	-\$339,008.28	-\$339,008.28					\$0.90	5/20/2016	
12826	Reliable Builders Inc.							\$48.36	8/23/2016	
12895	Bell, James C. or Cynthia	-\$300.00	-\$300.00					\$450.00	8/22/2016	
13030	South Pacific Petroleum Co	-\$29,457.00	-\$29,457.00					\$135.35	9/2/2016	
13089	Guam Fisherman's Cooperati	-\$250.00	-\$250.00					\$600.00	3/21/2016	
13190	GENNITY BLUE DIVING SHOP	-\$34.28	-\$34.28					\$1,500.00	6/23/2016	
13191	Aguon, Sonja V. or Paul SN	-\$470.20	-\$470.20					\$200.00	8/31/2016	
13405	Jae Hoon Corp.	\$102.08	\$102.08					\$102.08	9/6/2016	
13476	Isla Maritime Agency	\$4,626.49	\$4,626.49					\$42.53	8/8/2016	
13528	Federal Emergency Managemen	\$50,219.45	\$50,219.45					\$10,743.34	12/16/2010	
13536	Guam Lucky Strike, Inc./Jo	-\$87.50	-\$87.50					\$262.50	6/13/2016	
13545	Perez, Vincent T./Vern Per	-\$200.00	-\$200.00					\$600.00	12/16/2015	
13653	Yu, Niko K.	-\$224.00	-\$224.00					\$25.00	4/26/2016	
13677	Brown, Roy	-\$220.00	-\$220.00					\$117.50	9/7/2016	
13773	Walker, Jon D./Reed, Mari	-\$34.50	-\$34.50					\$34.50	8/31/2016	
13914	Dacanay, Ann R.	-\$10.00	-\$10.00					\$40.00	8/10/2016	
13935	D.S.Y. Corporation							\$306.24	8/1/2016	
14126	Margarita Charters	-\$200.00	-\$200.00					\$695.50	9/14/2016	
14143	Salt Shaker Yacht Charter	-\$245.26	-\$245.26					\$245.26	8/10/2016	
14145	Nadler, Landon	-\$240.00	-\$240.00					\$240.00	8/11/2016	
14150	PIER, KENNETH	-\$275.00	-\$275.00					\$275.00	8/26/2016	
14210	Kaneshiro, Roger J., D.D.S	-\$320.00	-\$320.00					\$960.00	2/1/2016	
14386	P.S.V. Corporation	\$50.00	\$50.00							
14409	Robinson, Merle Ann	-\$168.00	-\$168.00					\$555.00	7/25/2016	
14436	John C. Aguon/Myung J. Par	-\$100.00	-\$100.00					\$600.00	2/23/2016	
14443	Moritz, Lance	-\$150.00	-\$150.00					\$450.00	7/6/2016	
14503	Fox, Norman	-\$16.67	-\$16.67					\$440.00	7/19/2016	
14535	Young, Diane & Jerry	\$175.00	\$175.00					\$150.00	8/19/2016	
14582	Packbier, Paul E.R./PCR Gu	-\$287.50	-\$287.50					\$562.50	8/3/2016	
14642	Tristar Terminal's Guam, In	\$144,121.02	\$144,121.02					\$265,993.08	8/31/2016	
14658	Phillip, Vincer	-\$3.00	-\$3.00					\$137.50	8/31/2016	
14666	Euh, Sol Y.	-\$50.00	-\$50.00					\$50.00	8/29/2016	



Cust No.	Customer Name	Balance Open	Current	Days Aging					Last Paid Amount	Date	Remarks
				Over 30	Over 60	Over 90	Over 120				
14752	Heard, David	-\$2.50	-\$2.50								
14776	MARAD	-\$169.45	-\$169.45					\$220.00	8/22/2016		
14778	JP&E Holding LLC	-\$367,671.11	-\$367,671.11					\$34,271.66	11/30/2011		
14850	Hartup, Jason	-\$275.00	-\$275.00					\$5,814.03	9/6/2016		
14907	Taitano, John	-\$13.00	-\$13.00					\$275.00	7/22/2016		
14968	Nguyen, Hoa Van	-\$400.00	-\$400.00					\$42.00	4/11/2016		
15040	Tyquengco, Joseph T.	-\$137.50	-\$137.50					\$960.00	2/10/2016		
15120	Aguron, Paul S.N.	-\$167.65	-\$167.65					\$275.00	9/7/2016		
15152	SUNNY SIDE UP GUAM INC.	-\$302.50	-\$302.50					\$100.00	1/29/2016		
15205	RIDON, DANIEL A	-\$160.00	-\$160.00					\$907.50	9/1/2016		
15248	QUIMA, MAX HIDEO	-\$1,500.00	-\$1,500.00					\$480.00	3/4/2016		
15258	BLUE OCEAN SPORTS GUAM INC	-\$500.00	-\$500.00					\$1,800.00	10/26/2015		
15290	Murrell, Robert Dan	-\$150.00	-\$150.00					\$100.00	9/9/2016		
15316	JC RENTALS GUAM	-\$428.60	-\$428.60					\$600.00	1/13/2016		
15325	Kobayashi, Ronald	-\$150.00	-\$150.00					\$642.00	8/29/2016		
15326	Campus, Hieu	-\$200.00	-\$200.00					\$150.00	9/7/2016		
15344	SMITH, DON E.	-\$0.02	-\$0.02					\$600.00	2/10/2016		
15346	LEON GUERRERO, DANIEL	-\$50.00	-\$50.00					\$149.03	12/18/2015		
15348	Nason, Henry	-\$50.00	-\$50.00					\$50.00	8/31/2016		
15370	J524 Inc./Linden Akademia	-\$73.26	-\$73.26					\$50.00	8/30/2016		
15377	Dewan World Wide Inc.	-\$0.01	-\$0.01					\$340.00	8/19/2016		
15408	American Construction Corp	-\$189.77	-\$189.77					\$182.27	2/1/2016		
15433	Pleske, Burghard	-\$150.00	-\$150.00					\$2,913.26	4/21/2016		
15445	Masahito, Pakemoto	-\$43.35	-\$43.35					\$570.00	6/6/2016		
15463	SBT-12 CCM DET HOTEL	-\$192.06	-\$192.06					\$43.35	6/22/2016		
15464	Muna, Esther	-\$50.00	-\$50.00					\$1,554.40	7/18/2016		
15467	Baird, Austin & Bellinda	-\$220.00	-\$220.00					\$50.00	8/11/2016		
15472	Malang, Clark	-\$50.00	-\$50.00					\$440.00	8/15/2016		
15474	Aguron, Crystal	-\$408.00	-\$408.00					\$750.09	8/1/2016		
15475	Tropical Island Marine Spc	-\$0.05	-\$0.05					\$50.00	8/3/2016		
15480	L & P Corporation	-\$50.00	-\$50.00					\$816.00	8/4/2016		
15481	Milliosa, Marie	-\$50.00	-\$50.00					\$255.25	8/18/2016		
15483	Valenzuela, Joel R.	-\$50.00	-\$50.00					\$50.00	8/19/2016		
15484	Leon Guerrero, Leon	-\$50.00	-\$50.00					\$50.00	8/26/2016		
	TOTAL	\$6,639,517.42	\$4,987,384.62	\$331,512.20	\$69,744.36	\$170,183.98	\$1,080,692.26				

Supplier	Supplier Name	Phone	Co	Balance Open	Current	61	90	91	120	Aging 121	Over
13280	America's Best El	671 6476674/7550N	00050	2162.51	2162.51						
13280	American Associa	703 64857700	00050	18265.00	18265.00						
12437	ALAN SEARLE & ASS	671 6424707	00050	3800.00	3800.00						
11228	Benson Guam Enter	671 4777562 (SALLY	00050	1461.94	1461.94						
11268	BER Micronesia Co	671 6337261	00050	23599.60	23599.60						
14691	BRAS, DORIS G.	671 4775931/X381	00050	84.91	84.91						
10025	BWE & Son Inc.	671 6323338/63754	00050	24850.00	24850.00						
13435	Cash		00050	699.87	699.87						
11831	Commercial Tire C	671 6333026 (IMELD	00050	995.60	995.60						
12108	Comperific	671 6376673/6851	00050	1950.00	1950.00						
12108	Express Prin	671 6462679 (FRANC	00050	97.42	97.42						
12107	Copy OSCAR		00050	50.00	50.00						
13224	CR Y Corporatio	671 6371687 (FE)	00050	677.00	677.00						
13224	Devit Tyran Serv	671 6464442/64818	00050	335.35	335.35						
11778	Diamond Auto Part	671 6494234/64605	00050	80.00	80.00						
15398	DARWIN'S	671 9881464	00050	50.00	50.00						
15398	DARWIN'S	671 4725566	00050	1950.00	1950.00						
15454	EMERALD WHOLESAL	671 787-666847	00050	1764.00	1764.00						
13470	EMESCO ENGINEERIN	671 6384716/5716	00050	36372.64	36372.64						36372.64
13525	Facemol Company	671 6481406	00050	5057.79	5057.79						
14050	Facemol Crystall	671 6499782	00050	793.50	793.50						
14430	Gov't of Guam Ret	671 7342196	00050	86986.91	86986.91						
11447	Gov't of Guam Ret		00050	6.20	6.20						
11447	Gov't of Guam Ret		00050	19.02	19.02						
11425	Gov't of Guam Ret		00050	87404.32	87404.32						
1451	Guam Power Author	671 5652909 (AGANT)	00050	4119.58	4119.58						
1451	Guam Telephone Au	671 6462100/3350	00050	129929.92	129929.92						
12126	Guam Waterworks A	671 6477800 (ROSE)	00050	936.00	936.00						
14020	Heavy Equipment P	671 6888401	00050	2019.05	2019.05						
14320	Home Depot (The)	671 6480440	00050	1992.89	1992.89						
9187	Hydra-Air Pacific	671 6495843/5844N	00050	595.87	595.87						
15332	Hydra-Air Pacific	671 632-4956	00050	1507.36	1507.36						
9152	Hip Industrial Pr	671 6470345	00050	8843.37	8843.37						
13092	I Connect	671 8888888/88875	00050	871.50	871.50						
8889	Internal Revenue		00050	6160.79	6160.79						
18930	Iris Ltd.	310 5414000	00050	191.50	191.50						
18224	Island Equipment	671 6465261/64652	00050	865.00	865.00						
14778	IPRE Holding LLC	Y71 6470000K102	00050	17.81	17.81						17.81
18034	IT&E		00050	65520.00	65520.00						
11876	J & RS Micronesia	671 4728584	00050	50.00	50.00						
15177	Kernaghan, Timoth		00050	55.00	55.00						
15199	Kilroy	671 4726390 (JOHNT	00050	688.35	688.35						
11888	Kings Auto Parts	671 4728142/3JOBO	00050	11.00	11.00						
9339	Lab Safety Supply	671 4775931/EXR20	00050	50.00	50.00						
1638	LUIWAN, FRANK V.	310 549-8030	00050	111223.34	111223.34						
11921	Marine Technical	671 6499698	00050	378.00	378.00						
11929	Mendiola, Melanie		00050	50.00	50.00						
15490	Mendiola, Melanie	671 6325160/5169/	00050	1302.31	1302.31						
10188	Mid-Pac Far East	671 6491947FRANK	00050	16271.40	16271.40						
10250	MORTICO Equipment	6491924 (CAROL	00050	1200.00	1200.00						
13909	MARTINUS VARIETY	202 6884848	00050	510.25	510.25						
15106	MORPHOTRUST USA	671 6376642/7141/	00050	4828.59	4828.59						
10330	Napa Auto Parts	671 6465115 (EMILY	00050	302.74	302.74						
10356	National Office S	671 6466380	00050	3186.00	3186.00						
14450	Net PC Guam		00050								

Supplier . . . . . Supplier . . . . . phone . . . . . Co . . . . . Balance Open . . . . . Current . . . . . 61 . . . . . 90 . . . . . 91 . . . . . 120 . . . . . Aging 121 . . . . . Over . . . . .

Supplier	Supplier Name	Phone	Co	Balance Open	Current	61	90	91	120	Aging	121	Over
10399	Oceanic Lumber, I	671 6469211/3	00050	285.80	285.80							
10916	Pacific Data Svt	671 6484361/2	00050	10403.57	10403.57							
13196	Pacific Human Res	671 6376906/7/8	00050	346.84	346.84							
14994	Pacific Petroleum	671 6468082	00050	1852.00	1852.00							
13901	Pacific Waste Sys	671 6461925	00050	7923.00	7923.00							
14997	Parsons Brinckerhoff	671 9884554	00050	97779.60	97779.60							
50	Port Authority of	671 4775931	00050	47.25								47.25
15341	PTI Pacific, Inc.	671 6469287	00050	1277.12	1277.12							
15144	R&B Garcia LLC, D	671 4725651	00050	1889.00	1157.00							
10823	Reaction Supply C	671 864-1706	00050	9423.90	9423.90							
15482	Rios, Robert	671 6487245	00050	50.00	50.00							
14668	School Essentials	671 6487245	00050	785.51	785.51							
13030	South Pacific Pet	671 4728871	00050	37478.84	37478.84							
1155	SANTOS, FRANCISCO	671 4775931/332/3	00050	50.00	50.00							
1260	SANTOS, JOHN B.	671 4775931/EXT.2	00050	50.00	50.00							
13414	SHRM - GUAM	671 6496616	00050	75.00	75.00							
11076	Ten-Tak Supply	671 6465666	00050	162.45	162.45							
12043	Triple J Commerci	671 6468233	00050	3044.42	3044.42							
14642	Tristar Terminals	671 5652300	00050	939.82	939.82							
14615	Tsang Brothers CO	671 6388133	00050	1491.00	1491.00							
15335	TECH AUTO AIR COR	671 6469564	00050	1065.00	1065.00							
15398	TERLAUF, MIKE	671 777-2262	00050	50.00	50.00							
12542	United Tire	671 6495162	00050	3480.00	3480.00							
11623	United Bvritommen	671 6495151	00050	6184.66	6184.66							
13074	Western Airlines	671 6458701	00050	10706.46	10706.46							
13120	Western Pacific E	671 6323532	00050	566.39	566.39							
1253	Xerox Corporation	671 4779456/9495	00050	2630.00	2630.00							

00050 Port Authority of Guam 726235.02 545235.19 13649.21 4.33 167346.29

Grand Total 726235.02 545235.19 13649.21 4.33 167346.29





# PORT AUTHORITY OF GUAM

<b>Crane Surcharge</b>					<b>9.50%</b>	<b>BOG 0101-330971 50.1122.BOGCRANE</b>	
<b>60.5851</b>					<b>Sinking</b>	<b>Bank Bal.</b>	
<b>Date</b>	<b>Description</b>	<b>Amount</b>	<b>Balance</b>	<b>Remarks</b>	<b>Fund</b>	<b>Amount</b>	<b>Date</b>
9/30/2015	Balance Forwarded		204,034.34		1,641,602.03	1,568,609.89	
10/1/2015	PMC Accr Reversal	84,663.92	288,698.26				
10/20/2015	Loan Payment	(101,426.79)	187,271.47				
10/1/2015	Pola Insurance Prem	(260,000.00)	(72,728.53)			20,090.12	10/9/2015
10/31/2015	Revenues	569,075.96	496,347.43			35,297.41	10/26/2015
10/31/2015	Depreciation	\$ (66,666.67)	429,680.76			168.44	10/31/2015
10/31/2015	Pola 14 Exp 70.8390	(2,925.10)	426,755.66				
	Pola 16 Exp 70.8391	\$ (3,809.81)	422,945.85				
	Pola 17 Exp 70.8392	\$ (3,101.62)	419,844.23				
	Gantry 3	\$ -	419,844.23				
10/31/2015	Reserve	\$ (54,062.22)	365,782.01		54,062.22		
10/31/2015	PMC	\$ (79,138.51)	286,643.50				
11/20/2015	Loan Payment	(101,426.79)	185,216.71				
11/30/2015	Revenues	531,308.62	716,525.33				
11/30/2015	Depreciation	\$ (66,666.67)	649,858.66				
11/30/2015	Pola 14 Exp 70.8390	(26,367.15)	623,491.51				
	Pola 16 Exp 70.8391	(30,549.91)	592,941.60				
	Pola 17 Exp 70.8392	(29,371.96)	563,569.64				
	Gantry 3	-	563,569.64			29,742.00	11/19/2015
11/30/2015	Reserve	(50,474.32)	513,095.33		50,474.32	167.98	11/30/2015
11/30/2015	PMC	(107,301.90)	405,793.43				
12/20/2015	Loan Payment	(101,426.79)	304,366.64			92,961.34	12/10/15
12/31/2015	Revenues	\$ 586,650.13	891,016.77			93140.1	12/11/15
12/31/2015	Depreciation	\$ (66,666.67)	824,350.10			108772.31	12/15/15
12/31/2015	Pola 14 Exp 70.8390	\$ (23,487.39)	800,862.71			116308.64	12/17/15
	Pola 16 Exp 70.8391	(25,565.70)	775,297.01			156717.67	12/22/15
	Pola 17 Exp 70.8392	\$ (26,625.70)	748,671.31			204.39	12/31/15
	Gantry 3	\$ (18,515.00)	730,156.31				
12/31/2015	Reserve	\$ (55,731.76)	674,424.54		\$ 55,731.76		
12/31/2015	PMC	\$ (36,060.52)	638,364.02				
	PMC	(68,564.70)	569,799.32				
1/20/2015	Loan Payment	(101,426.79)	468,372.53				
1/31/2016	Revenues	438,937.59	907,310.12				
1/31/2016	Depreciation	\$ (66,666.67)	840,643.45				
	Pola 14 Exp 70.8390	(7,331.67)	833,311.78				
	Pola 16 Exp 70.8391	\$ (9,691.73)	823,620.05				
	Pola 17 Exp 70.8392	(10,452.79)	813,167.26				
	Gantry 3	-	813,167.26			235.91	1/31/2016
1/31/2016	Reserve	\$ (41,699.07)	771,468.19		41,699.07		
1/31/2016	PMC	\$ (4,474.25)	766,993.94				
2/20/2016	Loan Payment	(101,426.79)	665,567.15				
2/29/2016	Revenues	462,422.77	1,127,989.92			37232.15	2/2/2016
2/29/2016	Depreciation	\$ (66,666.67)	1,061,323.25			42,066.68	2/23/2016

# PORT AUTHORITY OF GUAM

Crane Surcharge					9.50%	BOG 0101-330971 50.1122.BOGCRANE	
60.5851					Sinking	Bank Bal.	
Date	Description	Amount	Balance	Remarks	Fund	Amount	Date
2/29/2016	Pola 14 Exp 70.8390	(12,868.31)	1,048,454.94			225.02	2/29/2016
	Pola 16 Exp 70.8391	\$ (22,296.46)	1,026,158.48				
	Pola 17 Exp 70.8392	\$ (34,763.42)	991,395.06				
	Gantry 3	\$ -	991,395.06				
2/29/2016	Reserve	(43,930.16)	947,464.90		43,930.16		
2/29/2016	PMC	\$ (254,825.70)	692,639.20				
3/31/2016	Loan Payment	(101,426.79)	591,212.41				
3/31/2016	Revenues	503,962.85	1,095,175.26				
3/31/2016	Depreciation	\$ (66,666.67)	1,028,508.59				
3/31/2016	Pola 14 Exp 70.8390	(12,395.87)	1,016,112.72				
	Pola 16 Exp 70.8391	(14,245.39)	1,001,867.33				
	Pola 17 Exp 70.8392	\$ (13,920.22)	987,947.11				
	Gantry 3	\$ -	987,947.11			41,091.82	3/28/2016
3/31/2016	Reserve	\$ (47,876.47)	940,070.64		47,876.47	244.80	3/31/2016
3/31/2016	PMC	\$ -	940,070.64				
4/20/2016	Loan Payment	(101,426.79)	838,643.85				
4/30/2016	Revenues	\$ 515,736.19	1,354,380.04				
4/30/2016	Depreciation	\$ (66,666.67)	1,287,713.37				
4/30/2016	Pola 14 Exp 70.8390	\$ (30,440.46)	1,257,272.91				
	Pola 16 Exp 70.8391	(33,329.33)	1,223,943.58				
	Pola 17 Exp 70.8392	\$ (32,868.84)	1,191,074.74				
	Gantry 3	-	1,191,074.74			27,227.92	4/20/2016
	Reserve	(48,994.94)	1,142,079.80		48,994.94	241.68	4/30/2016
	PMC	(253,707.34)	888,372.46				
5/20/2016	Loan Payment	(101,426.79)	786,945.67				
5/31/2016	Revenues	534,931.32	1,321,876.99			31,822.20	5/12/2016
5/31/2016	Depreciation	\$ (66,666.67)	1,255,210.32			253.76	5/31/2016
5/31/2016	Pola 14 Exp 70.8390	(33,084.63)	1,222,125.69				
	Pola 16 Exp 70.8391	\$ (36,999.24)	1,185,126.45				
	Pola 17 Exp 70.8392	\$ (37,679.60)	1,147,446.85				
5/31/2016	Gantry 3	\$ -	1,147,446.85				
5/31/2016	Reserve	\$ (50,818.48)	1,096,628.37		50,818.48		
5/31/2016	PMC	(85,841.52)	1,010,786.85				
6/20/2016	Loan Payment	(101,426.79)	909,360.06				
6/30/2016	Revenues	586,173.99	1,495,534.05				
6/30/2016	Depreciation	\$ (66,666.67)	1,428,867.38				
6/30/2016	Pola 14 Exp 70.8390	(13,213.70)	1,415,653.68			16,616.12	6/8/2016
	Pola 16 Exp 70.8391	(28,645.27)	1,387,008.41			29,288.03	6/24/2016
	Pola 17 Exp 70.8392	(28,342.62)	1,358,665.79			248.51	6/30/2016
	Gantry 3	-	1,358,665.79				
6/30/2016	Reserve	(55,686.53)	1,302,979.27		55,686.53		
6/30/2016	PMC	(64,381.14)	1,238,598.13				

# PORT AUTHORITY OF GUAM

<b>Crane Surcharge</b>					<b>9.50%</b>	<b>BOG 0101-330971 50.1122.BOGCRANE</b>	
<b>60.5851</b>					<b>Sinking</b>	<b>Bank Bal.</b>	
<b>Date</b>	<b>Description</b>	<b>Amount</b>	<b>Balance</b>	<b>Remarks</b>	<b>Fund</b>	<b>Amount</b>	<b>Date</b>
7/20/2016	Loan Payment	(101,426.79)	1,137,171.34				
7/31/2016	Revenues	521,756.74	1,658,928.08				
7/31/2016	Depreciation	\$ (66,666.67)	1,592,261.41				
7/31/2016	Pola 14 Exp 70.8390	(10,724.01)	1,581,537.40				
	Pola 16 Exp 70.8391	\$ (13,420.91)	1,568,116.49				
	Pola 17 Exp 70.8392	(10,439.34)	1,557,677.15			259.99	7/31/2016
	Gantry 3	-	1,557,677.15				
7/31/2016	Reserve	(49,566.89)	1,508,110.26		49,566.89		
7/31/2016	PMC	(35,415.30)	1,472,694.96				
8/20/2016	Loan Payment	(101,426.79)	1,371,268.17				
8/31/2016	Revenues	581,111.29	1,952,379.46				
8/31/2016	Depreciation	\$ (66,666.67)	1,885,712.79				
8/31/2016	Pola 14 Exp 70.8390	(10,790.89)	1,874,921.90				
	Pola 16 Exp 70.8391	(11,575.06)	1,863,346.84				
	Pola 17 Exp 70.8392	\$ (11,998.30)	1,851,348.54				
	Gantry 3	-	1,851,348.54				
8/31/2016	Reserve	(55,205.57)	1,796,142.96		55,205.57	260.02	
8/31/2016	PMC	-	1,796,142.96		2,195,648.44	2,449,494.90	

# PORT AUTHORITY OF GUAM

Facility Maintenance Fee Ledger						50.1122.BOGFM	
60.5841						BOG	
Date	Description	Debit	Credit	Balance	Remarks	Balance	Date
	Balance Forward			1,036,289.97		2,368,235.43	
	Container Yard Stripping		15,000.00	1,021,289.97	Addtl funding		
	Bumper		-	1,021,289.97			
	CT Yard Asphalt Pavement Rprs		350,000.00	671,289.97			
	CT Yard Light Pole Southside area X		-	671,289.97			
	Canopy-Drum Lot		104,710.00	566,579.97			
	Canopy-Toploader FL Structure		105,160.00	461,419.97			
	Other Small Projects (605,275)		-	461,419.97			
10/31/2015	October Revenues	147,931.57		609,351.54		251.42	10/31/2015
11/30/2015	November Revenues	146,195.23		755,546.77		243.33	11/30/2015
12/31/2015	December Revenues	170,048.70		925,595.47			
	PY Adj. Cont. Yard Asphalt Pav Rpr	50,000.00		975,595.47		51,536.94	12/10/2015
	PY Adj Concrete Storm Drain Channel	600,000.00		1,575,595.47		255.18	12/31/2015
	Container Yard Stripping		1,079,819.00	495,776.47			
	Trench Drain Repair & Upgrade		247,629.00	248,147.47			
	Fire Hydrant Adj & Valve Replacement		50,904.00	197,243.47			
	CCTV Connectivity		26,000.00	171,243.47		31,079.16	01/05/16
1/31/2016	Add back unused fr Genset	886.14		172,129.61		59,578.95	01/19/16
1/31/2016	January Revenues	128,513.95		300,643.56		262.18	01/31/16
	Other Small Projects (605,275)		275,922.00	24,721.56			
2/29/2016	February Revenues	144,576.25		169,297.81		37,763.32	2/2/2016
	Add back unused fr CCTV	1,289.09		170,586.90		40,164.46	2/5/2016
3/31/2016	March Revenues	132,573.83		303,160.73		255.94	2/29/2016
4/30/2016	April Revenues	163,739.07		466,899.80		274.92	3/31/2016
5/31/2016	May Revenues	132,034.61		598,934.41		266.08	4/30/2016
6/30/2016	June Revenues	162,619.89		761,554.30		10,104.52	4/29/2016
7/31/2016	July Revenues	140,328.76		901,883.06		276.02	5/31/2016
8/31/2016	August Revenues	158,706.68		1,060,589.74		27,474.09	6/8/2016
						269.25	6/30/2016
						279.03	7/31/2016
						57,656.54	8/24/2016
						280.44	8/31/2016
						2,686,507.20	



**FEDERAL GRANT/LOANS & LOCAL FUNDING PROGRAMS**  
**FY2016 Port Modernization Plan**  
**Grant Strategy - Monthly Update**

October 19, 2016

Summary Sheet of Funding/Financing

	Approved Amount	Expenditures	Remaining Balance	NOTES
<b>Port Modernization</b>				
Modernization	\$ 59,880,000.00	\$ 46,664,730.45	\$ 13,215,269.55	\$48.5M Port Enterprise Fund / \$10M US DOT TIGER GRANT H-Wharf
Security	\$ 2,151,928.00	\$ 796,217.63	\$ 1,355,710.37	
Marinas	\$ 439,099.53	\$ 96,599.53	\$ 342,500.00	
Port Police	\$ 24,850.00	\$ 13,408.09	\$ 11,441.91	DPW Office of Highway Safety
<b>Grand Totals:</b>	<b>\$ 62,495,877.53</b>	<b>\$ 47,570,955.70</b>	<b>\$ 14,924,921.83</b>	

Applications Pending

				NOTES
Operation "A dai he Hao" (Watch Out!)	\$ 28,000.00			Department of Public Works/Office of Highway Safety
PAG Facilities Hardening Project	\$ 762,171.52			USDHS FEMA
Agat Marina Demolition of Dock B	\$ 100,000.00			DOI/F&WS/Dept. of Ag/DAWR
<b>Grand Totals:</b>	<b>\$ 890,171.52</b>			

**PORT AUTHORITY OF GUAM - FEDERAL GRANT FUNDING PROGRAMS**  
**Wednesday, October 19, 2016**

TIER	GRANT #	PROJECT NAME	Federal or Local Agency	Notice to Proceed	% Completed	Award Date / End Date	Award Amount	Draw Down Submitted	Remaining Balance	STATUS
FY2010-01	Port Enterprise Fund	Guam Commercial Port Improvement Program	DOT to DOT Maritime Administration Agency (MAAAD)	09/22/10	94.9%	9/22/2010 - 9/22/2015	\$ 48,500,000.00	\$ 46,040,464.00	\$ 2,459,536.00	As of 4/9/2016
FY2015-02	GR0706-15-21	Owner's Agent Engineer Support Services	Office of Economic Adjustment (OEA DAD)	01/01/2015 - 12/31/2016 Extension approved 12/31/2017	43.2%		\$ 1,380,000.00	\$ 624,266.45	\$ 755,733.55	1 year grant extension request was submitted and approved. Grant performance period end date is now 12/31/2017. PAG exercised first option year contract renewal with OAE until Sept. 8, 2017. Task Order 2 services ongoing.
FY2016-01	Notification of Award 7/29/2016	Rehabilitation of "H" Wharf	US DOT		0.0%	7/29/2016	\$ 10,000,000.00	\$ -	\$ 10,000,000.00	PAG received the draft Tier VIII Grant Agreement Template and exhibits that will assist throughout the process of the Tier VIII Grant Agreement. Currently reviewing and completing documents.
<b>GRAND TOTAL GRANTS FOR MODERNIZATION:</b>							<b>\$ 90,880,000.00</b>	<b>\$ 46,664,730.45</b>	<b>\$ 13,215,269.55</b>	

TIER	GRANT #	PROJECT NAME	Federal or Local Agency	Notice to Proceed	% Completed	Award Date / End Date	Award Amount	Draw Down Submitted	Remaining Balance	STATUS
FY2013-01	EMW-2013-PU-00206	GMU Wall & Heavy Duty Chain Link Security Fencing	FEMA Port Security Grant Program	Issued 4/24/2013 by DHS Preparedness Grant Program Announcement	100.0%	8/24/2013 - 02/28/2016	\$ 461,112.00	\$ 461,502.95	\$ 209.05	Currently working on Close Out documents.
FY2014-01	EMW-2014-PU-00572	Upgrade and Refurbishment of Safe Boat Acquired from the US Coast Guard Sector Guam	FEMA Port Security Grant Program	Waiting on USDSH/FEMA Grant award documents	100.0%	09/01/214 - 08/31/2016	\$ 311,330.00	\$ 311,330.00	\$ -	Safe boat repairs and upgrades completed April 10, 2016. Currently waiting on FEMA Grant Adjustment Notice for a no-cost extension through 02/28/2017.
FY2014-02	EMW-2014-PU-00572	PAG Critical Infrastructure Cyber Security Assessment	FEMA Port Security Grant Program	Waiting on USDSH/FEMA Grant award documents	14.8%	09/01/214 - 08/31/2016	\$ 157,500.00	\$ 23,384.68	\$ 134,115.32	PAG Requisition 150150N has been processed and currently going thru PAG Management approval.
FY2015-01	EMW-2015-PU-00261	Maintenance and Sustainment Contract for the Port Command Center Port Wide CCTV and Access Control Systems	FEMA Port Security Grant Program	30 Sep-15	0.0%	09/01/2015 - 08/31/2018	\$ 178,070.00	\$ -	\$ 178,070.00	PAG Requisition 150150N has been processed and currently going thru PAG Management approval.
FY2015-02	EMW-2015-PU-00261	Upgrade and Refurbishment of Existing Damaged Security Light Poles and Structures at Strategic Port Locations	FEMA Port Security Grant Program	30 Sep-15	0.0%	09/01/2015 - 08/31/2018	\$ 317,827.00	\$ -	\$ 317,827.00	Procurement Division currently waiting on Canton Construction Company Bid bond prior to issuing NTP. In addition, Legal Counsel reviewing contract prior to execution and pre-construction meeting.
FY2015-01	FEMA Hazard Mitigation Assistance Grant Program	PAG Warehouse 1 Hardening Project	FEMA Hazard Mitigation Program	Waiting on USDSH/FEMA Grant award documents	0.0%		\$ 75,629.00	\$ -	\$ 75,629.00	STATUS QUD FEMA Notice on the Federal Register has been received. Currently waiting on CHS/CCO to establish the account in order for the Port to move forward with procurement.
FY2016-01	EMW-2016-PU-00533 S01	Acquisition & Installation of Additional Cameras at Strategic Port Facilities	FEMA Port Security Grant Program	Waiting on USDSH/FEMA Grant award documents	0.0%		\$ 174,644.00	\$ -	\$ 174,644.00	STATUS QUD SOW is being developed by Port Police/Engineering/Planning
FY2016-02	EMW-2016-PU-00523 S01	Upgrade & Refurbishment of Existing Damaged Security Light Poles at Strategic Port Locations	FEMA Port Security Grant Program	Waiting on USDSH/FEMA Grant award documents	0.0%		\$ 475,216.00	\$ -	\$ 475,216.00	STATUS QUD SOW is being developed by Engineering and Planning
<b>GRAND TOTAL FOR SECURITY:</b>							<b>\$ 2,151,978.00</b>	<b>\$ 796,217.63</b>	<b>\$ 1,355,760.37</b>	

III. MAIRINAS

ITEM	GRANT #	PROJECT NAME	Federal or Local Agency	Authorization to Proceed	% Completed	Award Date / End Date	Award Amount	Drawn Down	Remaining Balance	STATUS
FY2014-02	F13APD023	Harbor of Refuge A/E Design & Environmental Studies - Phase 1	DOJ/F&WS/Dept. of Ag/DAWR	07/01/14	40.7%	10/1/2013 - 9/30/2015 *Extension approved until 9/30/2016	\$ 95,000.00	\$ 38,681.00	\$ 56,319.00	On-going design of pumpout shelter, to be prepared by OAE & Engineering Division. Pumpout system has to be in place prior to repairs on buoys.
FY2014-03	F14APD0191	Renovation of the Guam Harbor of Refuge Phase II A/E Design, Repairs to Mooring, Acquisition of Pumpout System & Shelter/Housing	DOJ/F&WS/Dept. of Ag/DAWR	09/21/14	0.0%	10/26/2013 - 9/30/2016	\$ 86,181.00	\$ -	\$ 86,181.00	On-going design of pumpout shelter, to be prepared by OAE & Engineering Division. Pumpout system has to be in place prior to repairs on buoys.
FY2014-04	F14APD0230	Renovations of Existing Pump-outs at Marinas	DOJ/F&WS/Dept. of Ag/DAWR	02/18/14	100.0%	6/10/2013 - 9/30/2014 *Extension approved until 9/30/2016	\$ 57,918.53	\$ 57,918.53	\$ -	Project completed January 2016. Payment made to Contractor. Finaling reimbursements from DoRRM.
FY2016-01	F16APD0061	Harbor of Refuge Moorage Repair - Phase 3	DOJ/F&WS/Dept. of Ag/DAWR	Pending MOU	0.0%	7/16/2016 Performance Period 11/1/2015 - 9/30/2017	\$ 200,000.00	\$ -	\$ 200,000.00	*Conditional requirement. Pumpout facility has to be built prior to moorage repairs. DRAFT MOU forthcoming, will be reviewed by DoRRM & PAG.
<b>GRAND TOTAL FOR MAIRINAS:</b>							<b>\$ 489,099.53</b>	<b>\$ 96,599.53</b>	<b>\$ 392,500.00</b>	

IV. Port Police - Highway Safety

ITEM	GRANT #	PROJECT NAME	Federal or Local Agency	Authorization to Proceed	% Completed	Award Date / End Date	Award Amount	Drawn Down Submitted	Remaining Balance	STATUS
FY2016-01	P116-03 03PPD	Port Police - Section 402 Highway Safety Funds - Operation Aah He Haho (Watch Out?)	Department of Public Works/Office of Highway Safety	4/21/2016	54.0%	10/1/2014 - 9/30/2016	\$ 24,150.00	\$ 13,408.09	\$ 11,441.91	Processing Request for Reimbursement Internally. Performance Period Ends September 3, 2016. All supporting documents will be processed to DPPV OHS for payment.
<b>GRAND TOTAL:</b>							<b>\$ 24,850.00</b>	<b>\$ 13,408.09</b>	<b>\$ 11,441.91</b>	

V. OTHER

ITEM	POTENTIAL FUTURE GRANTS	PROJECT NAME	Federal or Local Agency	COMMENTS	PAG Estimated Cost Share/Matching	Federal Cost Share	Total Amount	STATUS
FY2016-01	Submitted 08/28/2015	PAC Facilities Hardening Project	USCHS/FEMA		\$ 190,542.88	\$ 571,628.64	\$ 762,171.52	Subject for review and approval
FY2016-02	Submitted 09/18/2015	Agri Marina Demolition of Deck B	DOJ/F&WS/Dept. of Ag/DAWR		\$ -	\$ 100,000.00	\$ 100,000.00	*Conditional requirement. Pumpout facility has to be built prior to moorage repairs
FY2017-01	Submitted 4/15/2016	Port Police - Section 402 Highway Safety Funds - Operation Aah He Haho (Watch Out?)	Department of Public Works/Office of Highway Safety		\$ -	\$ 28,000.00	\$ 28,000.00	Subject for review and approval by granting agency
<b>GRAND TOTAL FOR OTHER:</b>					<b>\$ 190,542.88</b>	<b>\$ 699,628.64</b>	<b>\$ 890,171.52</b>	

## OPERATION DIVISION REPORT SUMMARIZATION

October 7, 2016

Prepared By: John B. Santos

---

### CONTAINER REPORT:

#### For the Month of September:

- Total Cargo Vessels: 22
- Total Containers Handled: 7,017
- 

#### Year to Date (October 2015 – September 2016)

- Total Cargo Vessels: 282
  - Total Containers Handled: 104,157
  - Monthly Container Handled Average: 8,680
- 

### VESSEL PRODUCTIVITY REPORT:

#### Average Gross Move Per Hour (AGMPH):

- Matson 20 AGMPH
  - Mana/Imua II/Islander III/Papa Mau 14 AGMPH
  - MSA Barges 7 AGMPH
  - MSA Kyowa, Condor, S/Islander 11 AGMPH
  - Ambyth 14 AGMPH
  - MEL 15 AGMPH
  - APL/Luta 14 AGMPH
- 

### EQUIPMENT REPORT:

#### Gantry Cranes:

Gantry Cranes 4, 5, & 6 are operational status. Gantry #3 is pending status. Gantries 4, 5 & 6 were utilized and with **downtime status as follows**: Gantry 4 had .4 hrs downtime due to problems with its spreader & computer; Gantry 5 had 1.6 hrs downtime due to problems with its spreader, electrical power, boom, & cable; Gantry 6 had 1.7 hrs downtime due to problems with its spreader, power, & twistlock.



**OCTOBER 2015 - SEPTEMBER 2016  
VESSEL OPERATION RECAP  
FISCAL YEAR 2016**

	October	November	December	January	February	March	April	May	June	July	August	September	Total
<b>MAITSON</b>													
No. Vessel	4	4	5	4	4	5	4	5	4	4	5	4	<b>52</b>
Discharge	2659	2679	3118	2167	2268	2875	2377	3099	2249	2281	2912	2281	<b>30965</b>
Loaded	2628	2392	3013	2145	2436	2675	2031	2577	2314	1846	3024	1926	<b>29007</b>
Total Moves	5287	5071	6131	4312	4704	5550	4408	5676	4563	4127	5936	4207	<b>59972</b>
Cranes used	G4,5,6	G4,5,6	G4,5,6	G4,5,6	G4,5,6	G4,5,6	G4,5,6	G4,5,6	G4,5,6	G4,5,6	G4,5,6	G4,5,6	
Average GMPH	20.6	19.4	19.3	20.8	21.1	20.3	20.0	19.8	17.9	18.6	19.0	19.6	<b>19.7</b>
<b>Mama/Anna II/Blander III/Papa Mau</b>													
No. Vessel	4	7	5	6	5	7	6	6	7	5	5	5	<b>68</b>
Discharge	425	780	393	848	397	616	432	393	647	353	302	257	<b>5843</b>
Loaded	410	677	458	377	374	512	581	454	738	422	297	414	<b>5714</b>
Total Moves	835	1457	851	1225	771	1128	1013	847	1385	775	599	671	<b>11557</b>
Cranes used	G4,5,6	G4,5,6	G4,6	G4,5,6	G4,5,6	G5,6	G4,6	G4,5,6	G4,5,6	G4,5,6	G5,6	G5,6	
Average GMPH	12.3	12.0	12.2	14.9	15.5	16.4	13.1	13.8	13.9	11.4	11.8	16.3	<b>13.6</b>
<b>Barge</b>													
No. Vessel	3	1	1	0	3	0	2	2	1	3	0	1	<b>17</b>
Discharge	127	0	19	0	22	0	18	16	0	14	0	8	<b>224</b>
Loaded	47	1	0	0	10	0	4	4	13	14	0	0	<b>93</b>
Total Moves	174	1	19	0	32	0	22	20	13	28	0	8	<b>317</b>
Cranes used	G5,6	G6	G6	0	G6	0	G4	G5,6	G6	G6		G4	
Average GMPH	12.4	0.1	14.8	0	8.2	0	8.7	2.6	5.2	11.0		15.5	<b>7.1</b>
<b>Kyowa</b>													
No. Vessel	5	4	4	6	3	3	2	5	3	5	4	3	<b>47</b>
Discharge	735	299	438	633	353	245	127	744	326	486	548	162	<b>5096</b>
Loaded	746	482	616	797	473	442	294	831	314	681	792	277	<b>6745</b>
Total Moves	1481	781	1054	1430	826	687	421	1575	640	1167	1340	439	<b>11841</b>
Cranes used	G4,5,6	G4,5,6	G5,6	G5,6	G4,5,6	G5,6	G4,5,6	G5,6	G6	G5,6	G4,5,6	G4,5,6	
Average GMPH	12.5	10.2	10.6	9.4	9.6	13.8	7.0	15.7	11.7	9.6	9.6	9.3	<b>10.8</b>

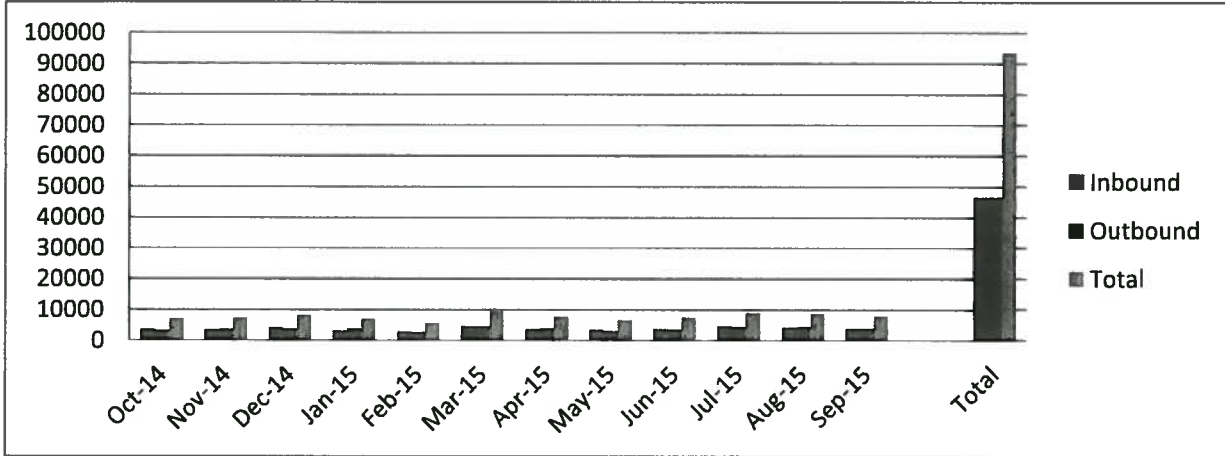


**Container Total Comparison  
Fiscal Year 2015 - Fiscal Year 2016**

Month	Inbound	Outbound	Total
Oct-14	3757	3497	7254
Nov-14	3639	3797	7436
Dec-14	4335	3920	8255
Jan-15	3207	3913	7120
Feb-15	2987	2809	5796
Mar-15	4716	4759	9475
Apr-15	3755	4056	7811
May-15	3555	3110	6665
Jun-15	3868	3780	7648
Jul-15	4673	4448	9121
Aug-15	4246	4512	8758
Sep-15	3991	4107	8098

**7786 (12 Months Average)**

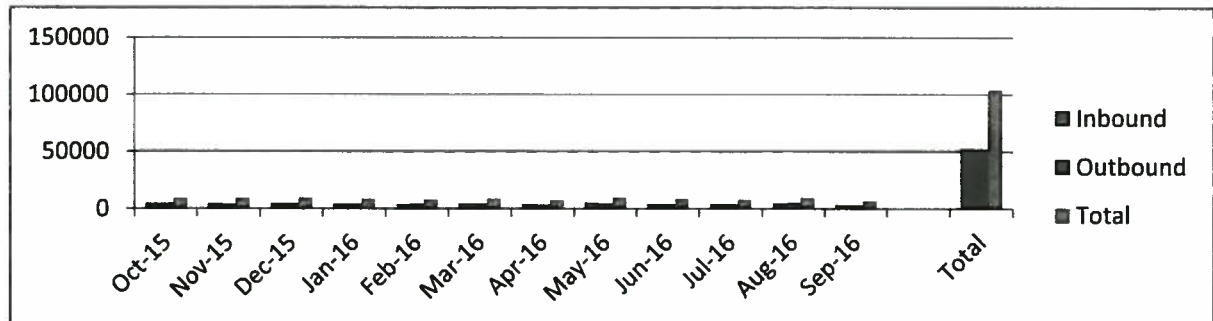
<b>Total</b>	<b>46729</b>	<b>46708</b>	<b>93437</b>
--------------	--------------	--------------	--------------



Month	Inbound	Outbound	Total
Oct-15	4669	4696	9365
Nov-15	4559	4344	8903
Dec-15	4845	4849	9694
Jan-16	4280	4143	8423
Feb-16	3809	4337	8146
Mar-16	4458	4370	8828
Apr-16	3838	3741	7579
May-16	5227	4749	9976
Jun-16	4177	4342	8519
Jul-16	4123	3910	8033
Aug-16	4638	5036	9674
Sep-16	3507	3510	7017

**8680 (12 Months Average)**

<b>Total</b>	<b>52130</b>	<b>52027</b>	<b>104157</b>
--------------	--------------	--------------	---------------



**SEPTEMBER 2016  
VESSEL RECAP**

"Watson Navigational"																				
Vessel	Voy.	Arrive	Depart	First Lift	Last Lift	Lifts		Total Cntrs	Total TEUs	Ops Hrs	Loss Hrs	Berth Hours	Shift GMPH					Nmph	Gmph	
						In	Out						1st	2nd	3rd	4th	5th			
Maunawili	144	06 Sep - 06:45	07 Sep - 15:09	06 Sep - 08:18	07 Sep - 10:12	682	410	1092	2055.8	25.9	11.2	32.4	0.00	0.28	0.00	15	19	15	21.8	17.2
Maunalei	106	14 Sep - 21:24	15 Sep - 23:24	14 Sep - 23:34	15 Sep - 22:34	523	462	985	1902.8	23.0	8.1	26.0	0.00	0.16	0.00	18	18	28	24.3	19.5
RJ Pfeiffer	414	20 Sep - 06:59	21 Sep - 13:20	20 Sep - 08:42	21 Sep - 08:34	564	448	1012	1921.8	23.9	9.1	30.4	0.00	0.00	0.00	21	21	20	25.8	21.1
Manukai	171	27 Sep - 10:36	28 Sep - 15:34	27 Sep - 13:05	28 Sep - 14:54	512	606	1118	2175.8	25.8	8.8	28.9	0.00	0.17	0.47	18	22	21	25.7	20.6
<b>Total:</b>						<b>2281</b>	<b>1926</b>	<b>4207</b>												

Monthly Nmph/Gmph Average: **24.4 19.6**

"Watson Manalimua III/Islander III"																				
Vessel	Voy.	Arrive	Depart	First Lift	Last Lift	Lifts		Total Cntrs	Total TEUs	Ops Hrs	Loss Hrs	Berth Hours	Gantry #					Nmph	Gmph	
						In	Out						3	4	5	6				
Mana	124e/125w	05 Sep - 09:02	07 Sep - 17:20	05 Sep - 10:15	07 Sep - 14:33	63	50	113	198.5	8.9	2.6	26.3				0.33	17	9	17.8	12.6
Mana	125e/126w	13 Sep - 19:24	16 Sep - 09:03	13 Sep - 20:35	16 Sep - 05:34	28	53	81	127.8	5.5	2.1	28.8				0.09	37	14	24.1	14.7
Papa Mau	001	16 Sep - 13:36	17 Sep - 11:30	16 Sep - 21:56	17 Sep - 05:54	10	203	213	339.0	7.9	3.8	21.9				0.00	0.00	15	20.4	14.9
Mana	126e/127w	19 Sep - 10:30	21 Sep - 14:40	19 Sep - 13:30	21 Sep - 10:19	95	54	149	255.8	8.0	1.3	52.8				0.00	22	17	22.3	18.6
Mana	127e/128w	26 Sep - 08:52	30 Sep - 06:32	26 Sep - 10:11	30 Sep - 05:46	61	54	115	206	5.5	0.6	11.0				0.00	0.00	26	23.4	20.8
<b>Total:</b>						<b>257</b>	<b>414</b>	<b>671</b>	<b>1127.1</b>											

Monthly Nmph/Gmph Average: **21.6 16.3**

"Marianas Steamship Agency" (Barge)																					
Vessel	Voy.	Arrive	Depart	First Lift	Last Lift	Lifts		Total Cntrs	Total TEUs	Ops Hrs	Loss Hrs	Berth Hours	Gantry #					Nmph	Gmph		
						In	Out						3	4	5	6					
S-2011	125	30 Sep - 08:52	30 Sep - 10:08	30 Sep - 09:35	30 Sep - 09:53	8	0	8	11	0.3	0.2	1.3				0.00			16	28.3	15.5
<b>Total:</b>						<b>8</b>	<b>0</b>	<b>8</b>	<b>11</b>												

Monthly Nmph/Gmph Average: **28.3 15.5**







**CY16 PAG CRANES  
MONTHLY REPORT**

	Gantry #3	Gantry #4	Gantry #5	Gantry #6	Gantry #3	Gantry #4	Gantry #5	Gantry #6	Gantry #3	Gantry #4	Gantry #5	Gantry #6	Gantry #3	Gantry #4	Gantry #5	Gantry #6	Gantry #3	Gantry #4	Gantry #5	Gantry #6	Total Ops Hrs		Total Vessels		Total Shifts		Total Container Moves		Total Down Time (Hrs)		Types of repairs performed																
<b>January</b>	Gantry #3	0	0	0	0	0	0	0	0	0	0	0	0	0	0	0	0	0	0	0	0	0	0	0	0	0	0	0	0	0	0	0	Maintenance & repair status														
	Gantry #4	96.5	9	18	1661	0.3	Spreaders																										Spreaders														
	Gantry #5	201.5	18	36	3413	4.0	Spreaders, twistlock, hoist, & power																											Spreaders, twistlock, hoist, & power													
	Gantry #6	248.8	17	40	3313	1.5	Spreaders, balloon cable, lights, & hoist																												Spreaders, balloon cable, lights, & hoist												
	Gantry #3	0	0	0	0	0	0	0	0	0	0	0	0	0	0	0	0	0	0	0	0	0	0	0	0	0	0	0	0	0	0	0	0	Maintenance & repair status													
	Gantry #4	134	12	22	2486	4.3	Power, hoist, spreader, & light																													Power, hoist, spreader, & light											
<b>February</b>	Gantry #5	184.1	15	29	3310	6.9	Spreaders, power, hoist, engine, & power transformer																													Spreaders, power, hoist, engine, & power transformer											
	Gantry #6	149.3	16	29	2250	7.1	Spreaders, power, & engine																													Spreaders, power, & engine											
	Gantry #3	0	0	0	0	0	0	0	0	0	0	0	0	0	0	0	0	0	0	0	0	0	0	0	0	0	0	0	0	0	0	0	0	0	Maintenance & repair status												
	Gantry #4	123.5	9	21	2092	1.3	Spreaders, hose, light, & air conditioning unit																														Spreaders, hose, light, & air conditioning unit										
	Gantry #5	194	15	33	3638	3.5	Gantry wheels, power, resistor, hoist & gantry																														Gantry wheels, power, resistor, hoist & gantry										
	Gantry #6	180.5	16	32	3024	3.3	Spreaders & twistlock																														Spreaders & twistlock										
<b>March</b>	Gantry #3	0	0	0	0	0	0	0	0	0	0	0	0	0	0	0	0	0	0	0	0	0	0	0	0	0	0	0	0	0	0	0	0	0	Maintenance & repair status												
	Gantry #4	132.4	11	22	1965	3.6	Hoist & power																															Hoist & power									
	Gantry #5	164.4	12	28	2845	2.1	spreaders																															spreaders									
	Gantry #6	173.8	14	32	2728	3.3	Spreaders, power, & hoist																															Spreaders, power, & hoist									
	Gantry #3	0	0	0	0	0	0	Maintenance & repair status																														Maintenance & repair status									
	Gantry #4	89.4	9	19	2305	3.5	Power & Spreader																															Power & Spreader									
<b>April</b>	Gantry #5	187.9	20	40	4010	6.5	Resistor Bank & Spreader																															Resistor Bank & Spreader									
	Gantry #6	187.5	18	36	3042	6.2	Spreaders, Brakes, Power																																Spreaders, Brakes, Power								
	Gantry #3	0	0	0	0	0	0	Maintenance & repair status																															Maintenance & repair status								
	Gantry #4	108.5	12	21	1770	6.4	Spreaders & power																																	Spreaders & power							
	Gantry #5	203.7	16	32	3618	2.2	Engine, spreader, & power																																	Engine, spreader, & power							
	Gantry #6	209.7	16	38	3094	1.8	Spreaders																																Spreaders								
<b>May</b>	Gantry #3	0	0	0	0	0	Maintenance & repair status																																Maintenance & repair status								
	Gantry #4	108.5	12	21	1770	6.4	Spreaders & power																																	Spreaders & power							
	Gantry #5	203.7	16	32	3618	2.2	Engine, spreader, & power																																	Engine, spreader, & power							
	Gantry #6	209.7	16	38	3094	1.8	Spreaders																																	Spreaders							
	Gantry #3	0	0	0	0	0	0	Maintenance & repair status																																Maintenance & repair status							
	Gantry #4	127.3	12	26	2527	1.7	Hoist & gantry																																	Hoist & gantry							
<b>June</b>	Gantry #5	194.6	18	37	3644	0.9	Gantry																																	Gantry							
	Gantry #6	154.3	14	27	1853	3.6	Spreaders, wire rope, & gantry oil leak																																		Spreaders, wire rope, & gantry oil leak						
	Gantry #3	0	0	0	0	0	n/a																																		n/a						
	Gantry #4	172	14	34	3998	3.0	Spreaders & power																																			Spreaders & power					
	Gantry #5	194	16	33	3207	7.1	Spreaders, power, cable line, chain, & control																																			Spreaders, power, cable line, chain, & control					
	Gantry #6	199	12	34	2431	8.3	Spreaders, metal corrosion, Hyd. hose, power, & motor																																		Spreaders, metal corrosion, Hyd. hose, power, & motor						
<b>August</b>	Gantry #3	0	0	0	0	0	n/a																																			n/a					
	Gantry #4	131	12	25	2080	0.4	Computer & spreader																																				Computer & spreader				
	Gantry #5	164	14	28	2752	1.6	Cable, spreader, boom, & power																																					Cable, spreader, boom, & power			
<b>September</b>	Gantry #6	151.1	14	28	2166	1.7	Spreaders, power, & twistlock																																						Spreaders, power, & twistlock		

PORT AUTHORITY OF GUAM  
Jose D. Leon Guerrero Commercial Port  
ENGINEERING/CIP DIVISION  
Piti, Guam 96925

October 17, 2016

**MEMORANDUM**

TO: General Manager  
FROM: Engineer Manager  
SUBJECT: Brief Summary Status of Ongoing & Proposed CIP Projects

---

The following is a summary list of aforementioned subject. *Latest developments are italicized.*

**1) PROJECT: Marine SLE Project, Wharf Repairs**  
IFB NUMBER: PAGCIP-014-005  
CONTRACTOR: BME & Sons Inc.  
PROJECT AMOUNT: \$4,541,635.00  
DESIGNER: Parson Brinkerhoff  
PURCHASE ORDER: No. 11332 OF  
CHANGE ORDER: \$45,000.00 (CO1), \$68,958.00 (CO2), (CO#3) \$492,120.50,  
(C.O.#4) \$299,384.73  
TOTAL AMOUNT: \$5,447,098.23  
FUNDING SOURCE: Port Authority of Guam  
NOTICE TO PROCEED: January 5, 2015  
COMPLETION TIME: May 17, 2016 (360CD+ 100 Days CO2 , CO3 and C.O4)  
PAYMENT TO DATE: \$5,330,235.92  
BALANCE TO DATE: \$116,862.31  
CM COST: \$459,724.54  
AMENDMENT NO. 1 \$109,117.92  
Amendment No.2 \$67,442.68  
NEW CONTRACT AMOUNT \$636,285.14  
PAYMENT TO DATE: \$568,842.46 (CM)  
BALANCE TO DATE: \$67,442.68  
Construction Manager: EMPSCO & Port Engineering/CIP  
Division  
POINT OF CONTACT: Danny Natividad, Proj. Manager (BME & Sons) Tel. # 632-3338  
Iremar Gutierrez, Proj. Engr. (BME & Sons) Tel. # 777-4253  
Jun Capulong, Consultant (EMPSCO) Tel. # 638-4716  
Ferdie F. Cabuhat, Proj. QC (EMPSCO) CP # 988-4531  
PAG ENGG/CIP Div.  
WORK STATUS: Bid opening was on 6/17/2014 & bid result has BME  
(\$4,541,635.00), Black Construction Corp.(\$4,677,318.00) &  
SmithBridge (\$8,978,324.88). Procurement is preparing the bid  
evaluation for management approval. Procurement is awaiting  
approval by PAG BoD for the Construction Manager budget.  
PNTP was issued on 9/29/2014. Contractor awaiting the DPW  
Building Permit approval. NTP was issued on 1/5/2015 &



contractor start mobilization. Spur rail removal complete & asphalt pavement pouring is on 2/23-25/2015. Received divers certificate renewal copies & contractor to schedule the Wharf F3 debris removal work. Debris removal & drop-off anodes along Wharf F3 is complete & start prepping sheet pile for anode installation. On-going works under Wharf F5 concrete beams/columns for spalls & cracks. Wharf F3 anode installation is at 90% complete. Anode full welding installation is at Wharf F4 Sta.10+00. FRP material's ETA will be on 9/1/2015 & FRP techrep will be on island on 9/9/2015 to supervise the FRP installation underneath wharf F5. BME continue full welding anode installation in F4 @ Sta.11+00 & part of Wharf F6. FRP jacket installation & epoxy grout pouring was observed by the FRP techrep on 9/10-14/2015 & work set-up was approved.

Anode installation is on-going in F4, Sta.14+04 & in F5, Sta.14+05 to Sta.27+04. Work ongoing on Anode installation at F-5 & F-6 awaiting FRP materials and additional grout. ETA end of November. Work ongoing on Crack & Spalls. C.O. No.3 will be submitted for approval. BME and Trident Cross continue installation of Anodes under Wharf F-5. Proposed Change Order No. 3 was approved by PAG Management, awaits amendment of contract by procurement. BME and Trident Cross continue to work for the installation of FRP Jacket, Installation of Anodes at toe wall and starts working of the approved change order no. 3. Procurement Amending Contract for Construction Management (EMPSCO). BME continue working for the installation of Anodes in the Toe wall, return wall, Rear wall and repairs of fendering concrete support under F-5. Empsco monitor progress work and review RFI and Proposed Change Order No.4 for negotiations. Submitted Propose Change Order No.4 for PAG Gen. Managers approval. Conducted a pre final inspection of F-3 concrete bulkhead repair as part of change order no.3 on March 4, 2016 . BME completed installation and pouring of FRP jacket for repair of concrete column. Conducted Pre Final inspection of FRP and Beam repair under F-5 on March 21, 2016. Sea Engineering conducting an inspection of Anode installed at F-3 to F-6 on March 21 to 23, 2016. P.B. engineers will tentatively arrive Guam on March 30 and 31 for an inspection of the above subject. On March 25, 2016. PAG General Manager suspended Construction Management Services of EMPSCO for the MSLE project. Also, Installation of Anodes was suspended from BME and Trident Cross until further notice. Parson and Brinckerhoof with PAG Engineering conducted a pre-final inspection last March 30 to 31, 2016. A Punch lists was establish by P.B and PAG Engineering, BME contractor address the discrepancies listed on the punch list. A final inspection was conducted April 7, 2016 and all punch list items conforms as required to the project specifications. BME and Empsco awaits lifting of suspension for the Installation of Anodes as part of MSLE project. As per BME, PAG Management lifted suspension of anodes installation on 4/20/16. BME and subcontractor Trident Cross resume working at wharf F-3 4/25/16 for the punch lists of

installation of anodes. BME has up to May 17, 2016 to complete punch lists and project.

BME and subcontractor Trident Cross completed the correction of punch list items of the installation of Welded Anodes from Sea Engineering on May 16, 2017. Followed by an inspection by AWS Welder Inspector Mr. Greg. Kaiser. And on May 5, 2016. Corrpro Cathodic Engineers conducted a continuity test of the installed anodes. A final report was submitted to C.M Empsco for final Close out documents, A coordination is on going between Empsco and Pro Marine to conduct a final under water inspection of the installed welded Anodes from F-3 to F-6 BME progress billing invoices no. 13,14, &15 and 10% retainage fee are still on hold by the General Manager.

Billing Invoice 13,14,15 was paid by PAG, Change Order No. 4 was also approved by PAG Management on June 10, 2016. Empsco subcontractor PMT conducted a final underwater inspection of welded anodes from F-3 to F-6 and completed on July 8, 2016. Inspection report was given to C.M. Empsco and submitted to PAG 7/18/16. As per progress meeting on July 19,2016. All punch lists items found by Pro Marine will be repaired by BME and its subcontractor and tentatively start on July 25,2016. BME and subcontractor Trident Cross completed punch lists item repair Aug. 7, 2016 from Empsco and Pro Marine Anodes installation Inspection conducted as of July 8, 2016. Awaits Final Dive Inspection from Empsco and Pro Marine. Empsco submitted cost proposal for change order no.2 C.M. services as per contract April 8, 2016. PAG Engineering Reviewing cost proposal for negotiations. EMPSCO submitted a revised cost proposal Change Order No.2 for Const. Management extension and inspection to Deputy General Manager Admin./Finance. Awaits instruction from PAG Management.

*PAG approved Const. Mgt. Contract extension. EMPSCO awaits issuance of Purchase Order to resume inspection done by BME const.*

**2) PROJECT:**

IFB Number:

BUDGET:

FUNDING SOURCE:

BID AMOUNT;

CONTRACTOR:

POINT OF CONTACT:

WORK STATUS:

**Design and Construct Canopies for EQMR Fleet, Drum lot and Top Loader Area**

PAG-CIP-016-001

\$335,925.00

PAG – FMF

\$198,000.00

Canton Const. Corp.

Bobby Yung , Proj. Manager (Canton Const.) C.p. # 685-3046

Official Notice to Proceed was issued June 15, 2016. Contractor to submit 65% design for review and comments. Meet with Canton Const. and PAG Procurement Ms. Alma Javier for the Status of the 65%design. Procurement warn contractor to submit 100% design before July 22, 2016. 90% Design was submitted July 26,'16. PAG Engineering and EQMR Div. reviewed and made comments on 90% Drawing and returned to canton const. corp.on Aug. 5, 2016 for 100% or final design. As per Aug. 22,

Received a call from Mr. Bobby Yung that they are working for the final design and would submit this week of Aug. 26, 2016. Canton Const. submitted a 100% design submittal Sept. 11.2016. Reviewed by PAG Engineering and EQMR Manager. Reviewed comments were return to Canton Const. which will be incorporated to the final Design and to be submitted by the end of this week Sept.16,2016.

*Canton Construction applied for building permit from D.P.W. DPW is looking for elevation certificate.PAG Engineer Manager Is working with PAG Deputy Manager on to approach and obtain this document.*

- 3) **PROJECT:** **Container Yard Striping and Installation of Wheel Stop**  
**IFB NUMBER:** PAG-CIP-016- 002  
**BUDGET:** \$1, 079,819.00  
**FUNDING SOURCE:** PAG – FMF  
**Bid Amount:** \$997,557.51  
**CONTRACTOR:** Canton Const. Corp.  
**POINT OF CONTACT:** Bobby Yung, Proj. Manager (Canton Const) C.P. # 685-3046  
**WORK STATUS:** Bid Package was given last March to Procurement for Bid Proposal. Bid proposal was open July 13, 2016, and Canton was the lowest responsive responsible bidder with the amount of 997,557.51. Procurement drafting the contract.  
*As per procurement, contract will be sent to Attorney General for review as per requirement if bid amount is higher than \$500,000.00. As of this date, Project is still under review by Attorney General.*
- 4) **PROJECT:** **Hotel Wharf 's Bollard/Cleat Pull Test**  
**RFQ NUMBER:** PAGCIP-015-00\_  
**CONTRACTOR:** N/A  
**PROJECT AMOUNT:** (\$50,000.00 Conservative estimate)  
**DESIGNER:** N/A  
**CHANGE ORDER:** \$0  
**TOTAL AMOUNT:** \$0  
**FUNDING SOURCE:** Port Authority of Guam  
**NOTICE TO PROCEED:** N/A  
**COMPLETION TIME:** (1 Month after NTP)  
**PAYMENT TO DATE:** \$0  
**BALANCE TO DATE:** \$0  
**Construction Manager:** PAG ENGG/CIP Division  
**POINT OF CONTACT:** PAG Engineering Office  
**WORK STATUS:** Engineering routed project for account system approval. Project is not in the priority listing & will be deferred to the next Fiscal Year budget.
- 5) **PROJECT:** **Container Yard Lighting Improvement Project.**  
**IFB NUMBER:** PAG-CIP-016-003  
**PROJECT AMOUNT:** \$140,000.00 (Engineering estimate)  
**FUNDING SOURCE:** Federal Grant  
**BID AMOUNT :** \$187,093.23  
**CONTRACTOR:** Canton Construction Corporation  
**POINT OF CONTACT:** Bobby Yung, Proj. Manager (Canton Const) C.P. # 685-3046

**WORK STATUS:**

Bid Package was given last March to Procurement for Bid Proposal. Bid Proposal Opening was conducted by Procurement on June 30<sup>th</sup>, 2016 and Canton Construction Corp. was the lowest responsive responsible bidder with the amount of \$187,093.23. Procurement drafting project contract.  
*As per procurement, Contract was submitted to PAG legal counsel for review and approval.*

**6) PROJECT:**

RFP NUMBER:

**A/E Design Consultant Services**

PROJECT AMOUNT:

PAG -016-002

FUNDING SOURCE:

IDIQ Contract

A/E CONSULTANT :

Port Authority of Guam

POINT OF CONTACT:

N.C. Macario and Associates

Nemesio Macario, S.E, P.E- Tel. no. 646-0947

Alren Torillo – Tel. No. 646-0947

**WORK STATUS:**

RFP On-Going. Submitted reviewed proposal to Procurement for final evaluation. N.C. Macario was selected for the IDIQ contract. First Task Order No.1 for Harbor of Refuge Design to Install Ejector Pump and Shelter is on -going and to submit cost proposal. N.C. Macario submitted cost proposal for Task Order No.1- Design to Install Ejector pump, Concrete shelter and other Environmental documents. Awaits approval of the proposal from Dept. of Agriculture. *Task Order No. 1 was entered in requisition by strategic planning office. Cost proposal will be ratified by PAG Board of Directors this coming board meeting.*

*PAG Board of Directors Approved the contract of N.C. Macario for Task Order No.1. Last week ,on Oct. 11, PAG Engineering and Planning Div. meet with N.C. Macario to start working on the Design of Task Order No.1.*

**7) PROJECT:**

IFB NUMBER:

**Design Built for the Renovation of PAG Engineering, Safety and Stevedoring Offices**

PROJECT AMOUNT:

PAG-CIP-016-\_\_\_

Construction Manager:

\$75,000.00 (Engineering Estimate)

POINT OF CONTACT:

PAG ENGG/CIP Division

WORK STATUS:

PAG Engineering Office

Scope of Work On-Going for review by PAG Engineering Manager. *Final Review on-going.*

*Scope of Work was submitted to Procurement to prepare Bid Documents of this project. PAG Engineering submitted a request for an Account No. to Accounting before it can enter to A.S. 400.*



**COMPLETED PROJECTS:**

- 1) **PROJECT:** **Administration Building Roof Leak Repair**  
RFQ NUMBER: P.O No. 12871-OF  
BUDGET AMOUNT: \$45,000.00 (Engineering Estimate)  
BID AMOUNT : \$32,783.60 + (C.O. #1) \$1,136.00 + (C.O. #2) 9,240.00  
NEW CONTRACT AMOUNT: \$43,159.60  
PAYMENT TO DATE: \$23,599.60  
CONTRACTOR: BBR Micronesia Corp.  
Construction Manager: PAG Engineering  
POINT OF CONTACT: Nathaniel Catolos, Proj. Manager C.P. # 929=2271  
WORK STATUS: Scope of Work On-Going. Submitted Scope of Work to Procurement to advertise and awaits account number for requisitioning. Contract was awarded 6/21/16, Applied TWIC cards and MARSEC Briefing. Demolition of Project started 7/11/16 up to 7/24/16 total calendar days of project is 90 calendar days. BBMR Contractor completed pouring of 4,000 psi concrete to Admin. roof top. Awaits 21days curing of concrete. Target date to apply elastomeric paint 9/5/16. Contractor continue clearing of concrete debris to be completed 8/23/16. BBMR. submitted invoice billing no.1- 8/15/16. BBMR Const. acid wash poured concrete 9/2/16. Applied roof sealant on 9/5/16 and applied elastomeric base coat on 9/6/16. Due to weather condition (rainy) Final coat will be applied once weather is favorable for application. Project Completed Sept. 28, 2016. 100% Completed.
- 2) **PROJECT:** **Water Line Pavement Repair at F-5, F-6, Cont. Yard Area G And West of LC-1**  
RFQ Number: P.O. No. 12887-OF  
BUDGET AMOUNT: \$30,000.00 (Engineering Estimates)  
BID AMOUNT: \$24,850.00  
CONTRACTOR: BME and SON's Inc.  
Construction Manager: PAG Engineering/CIP Div.  
Point of Contact: PAG Engineering Office  
Work Status : Scope of Work Submitted to Procurement and awaits for Requisition final approval and will obtain Contractors quotes. P.O was awarded 6/29/16. Work still on-going for 30 DAYS. Project Completed and Accepted by the Port July 22,2016.
- 3) **PROJECT:** **F1, F3, & CY Chain Link Perimeter Fence Replacement**  
IFB NUMBER: PAGCIP-015-001  
CONTRACTOR: Inland Builders Corp.  
PROJECT AMOUNT: \$197,850.00  
DESIGNER: Design-Built  
CHANGE ORDER: CO1: \$24,320.20, CO2= \$63,741.62, CO3= \$48,966.18, CO4=\$13,464.28  
TOTAL AMOUNT: \$348,342.28  
FUNDING SOURCE: Homeland Security Grant # 2013 PSGD  
NOTICE TO PROCEED: April 20, 2015  
COMPLETION TIME: February 2016 (6 months after NTP issuance)  
PAYMENT TO DATE: \$348,342.28  
BALANCE TO DATE: 0

- Construction Manager: PAG ENGG/CIP Division  
POINT OF CONTACT: PAG Engineering Office  
WORK STATUS: 100% Completed – Awaits final billing, close out documents and as-built drawing.  
Contractor submitted final billing with close-out documents.  
Project completed 2/16.
- 4) **PROJECT: GDP Marina Ejector Pump Repair**  
IFB NUMBER: PAGCIP-015-003  
CONTRACTOR: ProPacific Builders Inc.  
PROJECT AMOUNT: \$78,800.00  
DESIGNER: Design-Build  
CHANGE ORDER: \$0  
TOTAL AMOUNT: \$0  
FUNDING SOURCE: DOI F&WS/DoAg  
NOTICE TO PROCEED: September 8, 2015  
COMPLETION TIME: January 7, 2016 (122 CD after NTP)  
PAYMENT TO DATE: \$78,800.00  
BALANCE TO DATE: \$0  
Construction Manager: PAG ENGG/CIP Division  
POINT OF CONTACT: PAG Engineering Office  
WORK STATUS: 100% Completed
- 5) **PROJECT: Concrete Catwalk Repair, LS Agat Marina Launching Ramp**  
IFB NUMBER: PAG-015-004  
CONTRACTOR: ProPacific Builders  
PROJECT AMOUNT: \$57,818.52  
DESIGNER: Design-Built  
FUNDING SOURCE: Department of Agriculture, Sport Fish Restoration/Boating Access Grant # F-21-B1  
NOTICE TO PROCEED: September 8, 2015  
COMPLETION TIME: February 8, 2016 (5 months after NTP issuance)  
PAYMENT TO DATE: \$57,818.52  
BALANCE TO DATE: \$0  
Construction Manager: Port Engineering/CIP Division  
WORK STATUS: Project 100% Completed 2/8/16.
- 6) **PROJECT: A/E Design Consultant Services**  
RFP NUMBER: PAG -013-002/P.O. # 10882-OF  
DESIGNER: AmOrient Engineering  
PROJECT AMOUNT: T.O. # 1 - \$182,000.00, T.O. # 2 -\$2,750.00, T.O. # 3 - \$29,650.95 & T.O. # 4 - \$85,000.00.  
FUNDING SOURCE: Port Authority of Guam  
NOTICE TO PROCEED: January 6, 2014  
COMPLETION TIME: May 6, 2014 (4 Months after NTP) T.O.#4 Dec. 31.2015  
PAYMENT TO DATE: \$299,400.95  
BALANCE TO DATE: \$0  
POINT OF CONTACT: John Robertson, GM (AmOrient Engg.)  
Aquilino Cabrias, Design Engr. (AmOrient Engg)  
PAG ENGG/CIP D iv.  
WORK STATUS: 100% Completed

**7) PROJECT: Relocation & Installation of Emergency Generators**  
**IFB NUMBER:** PAGCIP-015-002  
**CONTRACTOR:** ProPacific Builders  
**PROJECT AMOUNT:** \$249,400.00  
**DESIGNER:** Design-Built  
**CHANGE ORDERs 1,2 &3:** \$72,713.86  
**TOTAL AMOUNT:** \$322,113.86  
**FUNDING SOURCE:** Homeland Security Grant # EMW-2011-PU-00200  
**NOTICE TO PROCEED:** April 6, 2015  
**COMPLETION TIME:** August 6, 2015, extended Nov.6, 2015  
**PAYMENT TO DATE:** \$322,113.86  
**BALANCE TO DATE:** \$ 0  
**Construction Manager:** PAG ENGG/CIP Division  
**POINT OF CONTACT:** PAG Engineering Office  
**WORK STATUS:** 100% Completed.

**8) PROJECT: Replacement of Welded Steel Petroleum Distribution Piping & Appurtenances**  
**RFP NUMBER:** PAG-011-004  
**CONTRACTOR:** Rex International, Inc.  
**PROJECT AMOUNT:** \$1,538,819.00  
**PAYMENT TO DATE:** \$1,513,399.59  
**CHANGE ORDER:** (\$25,419.41)(CO1)  
**TOTAL AMOUNT:** \$1,513,399.59  
**BALANCE TO DATE:** \$0  
**DESIGNER:** N.C. Macario & Associates  
**FUNDING SOURCE:** 1) A/E Design funded by PAG (\$289,928.18)  
2) CM funded by PAG (\$245,000.00)  
3) Available fund by FHWA (\$2,464,042.22)  
**A/E Completion Time:** February 10, 2012  
**PAYMENT TO DATE:** \$289,928.18 (Design)  
**BALANCE TO DATE:** \$0.00 (Design)  
**NOTICE TO PROCEED:** May 5, 2014 (Construction)  
**COMPLETION TIME:** March 1, 2015 ext. September 30, 2015  
**Construction Manager:** Parson Transportation Group, SSFM, & Port Engineering/CIP Division  
**CM COST:** \$245,000.00 (CM)  
**CHANGE ORDER:** \$96,423.00 (CO1:\$55,968.00, CO2:\$40,455.00)  
**TOTAL CM COST:** \$341,423.00  
**PAYMENT TO DATE:** \$0.00 (CM) (DPW & PTG)  
**BALANCE TO DATE:** \$0.00(CM)  
**POINT OF CONTACT:** Alex Dorado, Design Engr.(NCMA)  
Maria Alves, (PTG)  
Buster Anderson (PTG)  
Crispen Bengan, (DPW)  
PAG ENGG/CIP Div.  
**WORK STATUS:** An independent Holiday Test was done by PCS for a 15% of total length on 9/28/2015. Test report will be submitted by SSFM. Mobil's open window on punch list works will be on 10/5-14/2015.Final Inspection contracted by PAG, DPW & FHWA was conducted on October 7, 2015. Plat form was completed on the week of October 12<sup>th</sup> thru 16<sup>th</sup>. Punch list on pipelines are ongoing. Still awaiting on the Waterline for the eye

wash connection, this item will be a change order. Awaits contract close-out.  
*Project 100% Completed Nov.13, 2015, close-out document submitted OCT.2016.*

9) **PROJECT:** **High & Low Tower Repair & Upgrade Project**  
**IFB NUMBER:** PAG-014-006  
**CONTRACTOR:** ProPacific Builders  
**DESIGNER:** AmOrient Engineering  
**PROJECT AMOUNT:** \$277,999.00  
**CHANGE ORDER:** CO1: \$64,491.02 CO2: \$10,500.00  
**TOTAL AMOUNT:** \$352,990.02  
**FUNDING SOURCE:** Port Authority of Guam  
**NOTICE TO PROCEED:** April 6, 2015  
**COMPLETION TIME:** October 2, 2015 (extended to Nov. 6, 2015)  
**PAYMENT TO DATE:** \$352,990.02  
**BALANCE PAYMENT:** \$0  
**Construction Manager:** AmOrient Engineering/Port Engineering/CIP Division  
**POINT OF CONTACT:** Vicente Escanilla, Proj. Manager (ProPacific Builders)  
Jerlie M. Gutierrez, Proj. Engr. (PPB)  
Aquilino Cabrias, Design Engr. (AmOrient)  
PAG ENGG/CIP Div.  
**WORK STATUS:** 100% Completed.



**FY-16 WORK INJURY REPORT**  
**(01/01/16 to 12/31/16)**

<b><u>Divisions</u></b>	<b><u>*Lost-time</u></b>	<b><u>**Recordable</u></b>	<b><u>*** Refused Treatment</u></b>
<b>Stevedoring</b>	<b>3</b>	<b>1</b>	<b>0</b>
<b>Transportation</b>	<b>3</b>	<b>0</b>	<b>0</b>
<b>Terminal</b>	<b>1</b>	<b>0</b>	<b>0</b>
<b>EQMR</b>	<b>1</b>	<b>0</b>	<b>0</b>
<b>Others</b>	<b><u>0</u></b>	<b><u>0</u></b>	<b><u>0</u></b>
<b>Total</b>	<b>8</b>	<b>1</b>	<b>0</b>

---

**Work Injury Summary for this reporting period: 10/13/2016**

**Total Injuries for FY-16 to date: 9– Injuries**

**7-- Lost-time**

**1 – Recordable**

**0 – Refused Medical Attention**

**Last disabling work injury was on: 10/03/2016**

**Number of days since last disabling work injury: 10-days**

**Note: PAG best record was 222 days or 7 months w/o a disabling work injury**

---

**\*Lost-time** = If an employee was injured on the job and medical doctor sent him/her home, his/her injury is considered a lost-time.

**\*\*Recordable** = If an employee was injured on the job and medical doctor treated him/her and released him/her back to work on the same day (Recordable because of medical charges).

**\*\*\*Refused Medical Attention:** Filed WC Forms 201 & 202 for record purposes only.

---

## TOS Implementation Project



**Go-Live, yes we did it!**



**PARSONS  
BRINCKERHOFF**

Terminal Operating System Project

**navis**

**Go-Live, steps:**



- |                         |                                  |
|-------------------------|----------------------------------|
| <b>Friday, 10/14:</b>   | <b>Meetings → GO</b>             |
|                         | <b>Old system shut down</b>      |
| <b>Saturday, 10/15:</b> | <b>Yard inventory, testing,</b>  |
|                         | <b>training, N4 set to go</b>    |
| <b>Sunday, 10/16:</b>   | <b>Preparations, training,</b>   |
|                         | <b>yard inventory verified</b>   |
|                         | <b>First vessel - APL GUAM</b>   |
| <b>Monday, 10/17:</b>   | <b>Gate open, no traffic jam</b> |
|                         | <b>(some delays)</b>             |
| <b>Tuesday, 10/18:</b>  | <b>MATSON, PAPA MAU</b>          |
|                         | <b>(discharge)</b>               |
| <b>Wednesday 10/19:</b> | <b>MATSON, PAPA MAU</b>          |
|                         | <b>(loading)</b>                 |
|                         | <b>Billing</b>                   |
| <b>Thursday 10/20:</b>  | <b>Yard inventory checks</b>     |
|                         | <b>Billing</b>                   |



**PORT AUTHORITY  
OF GUAM**

ATURIDAT I PUETTON GUAHAN  
*Jose D. Leon Guerrero Commercial Port*



## Go-Live, process:



### To do now:

**There are the usual start-up problems.**

**Nothing major to worry about.**

- Familiarity with the handheld terminals, WIFI
- All container moves should be recorded in the system. Yard inventory may become incorrect.
- Some trucking companies haven't done their homework as was instructed some time ago.
- EDI messages from the shipping lines came too late and some were corrupted

- More on-the-job training and process repetition
- Increase WIFI reliability
- Yard striping
- Work with shipping lines, agents and trucking companies to improve the electronic information exchange



## TOS Implementation Project

### The Team:

Arden B. Bonto  
Anthony Yatar  
Joe A. Ulloa  
Bryan Santos  
Wayne San Nicolas  
Craig Paloma  
Bradley Paulino  
Jenny Leon Guerrero  
Jovonne Cruz  
Shannon Quenga  
Henry M. Santos

**Job well done!**



**Budget: \$4,135,112.36**



G4S Hardware & Network  
G4S Installation and testing

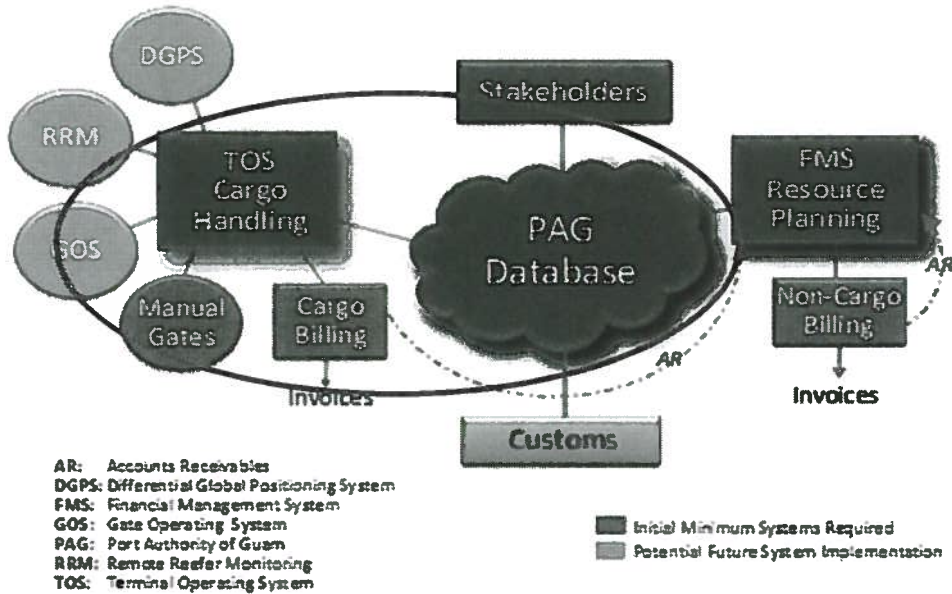
NAVIS N4 License, delivered and installed  
NAVIS training and support

5 years maintenance & support

Project is still on budget

Go-Live delays - 4 months

## PAG Systems Diagram



With the new TOS, the modernization has just started

**Next steps (short term):**

- Familiarization, learning to use all functions of the system
- Adapting current processes to the new TOS, optimization
- Adding new modules like vessel planning, I-pad's in Top Lifters
- Management reporting
- Defining Key Performance indicators, KPI's.

**Later (medium term):**

- full wireless communications, I-pad's in CR's and TT's
- external communications, Website, Apps,
- Remote Reefer Monitoring
- enhanced Cyber Security

**2018 (long term):**

- Gate Operating System, GOS
- Upgrade Finance system, JDE.



Terminal Operating System




## What can be achieved with the new TOS

### Experiences from other NAVIS N4 users:



- improved visibility into operations
- improved yard planning and gate processes
- improved vessel load and discharge
- improved IT staff productivity
- improved billing processes
- improved management reporting

**navis**  
**N4**



Terminal

## Port Productivity Improvements

**The new systems landscape gives management the tools to increase efficiency, decrease costs and measure the benefits**

The definition of key performance indicators, the balanced score card:

- Moves per crane per hour
- Berth productivity
- Truck turnaround time
- Cost per move
- Moves per employee
- Container storage, # days in the yard
- Equipment: MMBF, MTTR



These KPI's and other data will be automatically calculated and available to authorized personnel in real time (Laptop, I-pad, I-phone) to better monitor and control operations

## Port Development

**The port modernization project has laid down the foundation for the future.**

- The infrastructure has been vastly improved
- New tariff structure (will be implemented this year)
- The outdated systems are being replaced by state-of-the-art systems
- Tools are available to support management tactical decision making strategic planning efforts

### **Strategic steps to consider:**

- Green Port: Solar energy, electric / hybrid equipment, LED lighting, paperless, etc..
- Port of Saipan becoming a Satellite Port of the Port of Guam  
"Micronesia Gateway Services" *(hub and spoke concept)*
- Military built-up could go faster, could be bigger
- PPP Public Private Partnership to increase the dynamics of the Port, to decrease cost, to vastly reduce bureaucratic procedures  
(partners: SSA or PA and/or Matson)

Terminal Operating System Project

**Tactical and strategic port  
developments are the next  
challenges facing the PAG!**



**PARSONS  
BRINCKERHOFF**

We are there to serve you!

**Thank you**



**Port Authority of Guam  
Board of Directors Regular Board Meeting  
October 20, 2016**

**Executive Summary  
PAG - RFP - 016-003  
Technical Support Services for Port Authority of Guam Cranes**

**PURPOSE:** Request the Board of Directors to approve the Request for Proposal award to **Matson Navigation Inc. for the Technical Support Services** contract-PAG-RFP- No. 016-003 to provide Technical Support Services for the Port Authority of Guam Cranes.

**BACKGROUND:**

On Tuesday, May 31, 2016, a Request for Proposal (RFP) was issued to solicit qualified Technical Support Services from companies/firms to provide Technical support and consultation services on Ports Cranes by advertising a public notice through a local newspaper. The deadline to submit the bids was on June 30, 2016. Two (2) Companies expressed their interest by registering and obtaining the package. Two (2) firms officially submitted their bids in response to the RFP.

After the opening of all sealed bids and determining that all bidders were responsible the submitted proposals were distributed and evaluated by the evaluation committee. The results of the evaluation committee revealed Matson Navigation Inc. as the most qualified bid offeror.

As part of the RFP procurement process, a letter of Notice of Intent to Award was sent on August 2, 2016 to contact Matson Navigation Inc. to submit their cost proposal /proposed rates in order to initiate the cost negotiation proceedings. A cost proposal and list of rates was submitted by offeror on September 19, 2016. To effectuate this contract, negotiations were conducted on September 23, 2016 by our cost negation team, the results of these negotiations were that both parties have agreed to a fair and reasonable price. All parties have agreed to the cost of Four Hundred Ninety Thousand Dollars and Zero Cents (\$490,000.00) for the life of the contract.

**LEGAL REVIEW:**

The necessary documents pertaining to this project have been prepared and are being reviewed by the Port's legal counsel. Upon Board's approval of this award and legal's approval of the contract to form, the agreement will be executed, and work will commence shortly thereafter.

**FINANCE REVIEW:**

Funding for the contract is made possible through Local Port Funds. Projects issued via Task Orders against this contract will also be funded with Local Port Funds.

**RECOMMENDATION:**

Management requests the Board of Directors' motion to approve the award of this RFP contract to **Matson Navigation, Inc.**, for a period of One (1) year from the last signature date on the Agreement and with the options to renew this contract for one (1) additional year thereafter and not to exceed a total of four (4) years. The offeror has been deemed to have met all the requirements set forth in the RFP and is consistent with the Guam Procurement Regulations.



**PORT OF GUAM**  
ATURIDAT I PUETTON GUAHAN  
**Jose D. Leon Guerrero Commercial Port**  
1026 Cabras Highway, Suite 201, Piti, Guam 96925  
Telephone: 671-477-5931/35 Facsimile: 671-477-2689/4445  
Website: [www.portguam.com](http://www.portguam.com)



Eddie Baza Calvo  
Governor of Guam  
Ray Tenorio  
Lieutenant Governor

October 18, 2016

**MEMORANDUM**

TO: Board of Directors  
FROM: General Manager  
SUBJECT: H-Wharf Renovation Plans

---

In previous Board meetings, management has informed the Board of its plans to rehabilitate H-wharf. Recently, the Port Authority of Guam was awarded \$10 million grant funding from the Transportation Investment Generating Economic Recovery (TIGER) grant program. These funds will be used towards the construction phase of the H-wharf project. However, prior to moving forward, the Port is required to update the engineering certification to meet the timeline requirements for permitting. Back in 2014, the architectural design of H-wharf was prepared by Parsons Brinckerhoff, Port's Owner/Agent Engineer. As these design plans have been in place for two years, an update of the engineering certification is necessary.

In light of this, Board approval is being requested to authorize management to allocate the sum of up to \$225,000.00 to update the engineering certification to meet the timeline requirements for permitting for the H-wharf project. The funding source is through the Small Projects account. Any remaining funds will be returned to said account.

I am available for any questions you may have.

  
JOANNE M.S. BROWN



**PORT OF GUAM**  
ATURIDAT I PUETTON GUAHAN  
**Jose D. Leon Guerrero Commercial Port**  
1026 Cabras Highway, Suite 201, Piti, Guam 96925  
Telephone: 671-477-5931/35 Facsimile: 671-477-2689/4445  
Website: [www.portguam.com](http://www.portguam.com)



Eddie Baza Calvo  
Governor of Guam  
Ray Tenorio  
Lieutenant Governor

October 18, 2016

**MEMORANDUM**

TO: Board of Directors  
FROM: General Manager  
SUBJECT: A&E Design for Port Administration Building

---

As you may be aware, Port management has addressed the Board on its interest in constructing a new Port Administration Building, and therefore, would like to commence the architectural and engineering work to incorporate LEED design for this project. The estimated cost for this purpose totals \$375,000.00.

Based on this, Board approval is being requested to authorize management to allocate the sum of \$375,000.00 to commence the architectural and engineering design work for purposes of constructing a new Port Administration Building. The funding source is through the Small Projects account.

I am available for any questions you may have.

  
JOANNE M.S. BROWN





**PORT OF GUAM**  
ATURIDAT I PUETTON GUAHAN  
**Jose D. Leon Guerrero Commercial Port**  
1026 Cabras Highway, Suite 201, Piti, Guam 96925  
Telephone: 671-477-5931/35 Facsimile: 671-477-2689/4445  
Website: [www.portguam.com](http://www.portguam.com)



Eddie Baza Calvo  
Governor of Guam  
Ray Tenorio  
Lieutenant Governor

October 19, 2016

**MEMORANDUM**

TO: Board of Directors  
FROM: General Manager  
SUBJECT: Budget Transfer Request – Public Utilities Commission

---

The Port Authority received an invoice dated October 18, 2016 from the Public Utilities Commission (PUC) for its annual assessment dues in the amount of \$123,125.00. The Board of Directors approved the Port's fiscal year 2017 budget and this particular item was budgeted at \$108,350.00, leaving a shortfall of \$14,775.00. The shortfall was due to the annual increase projected was higher than anticipated.

In light of this, Board approval is being requested to transfer the amount of \$14,775.00 from the PUC consultant account to the PUC assessment account to cover the shortfall.

I am available should you have any questions.

  
JOANNE M.S. BROWN

**BOARD OF DIRECTORS**  
*Francisco G. Santos, Chairman*  
*Oscar A. Calvo, Vice Chairman*  
*Timothy T. Kernaghan, Board Secretary*  
*Melanie R. Mendiola, Member*  
*Maria D.R. Taitano, Member*



**Resolution No. 2016-06**

**RELATIVE TO COMMENDING AND CONGRATULATING MR. ANTHONY Q. NAPUTI ON HIS RETIREMENT FROM THE JOSE D. LEON GUERRERO COMMERCIAL PORT**

**BE IT RESOLVED BY THE BOARD OF DIRECTORS OF THE PORT AUTHORITY OF GUAM:**

**WHEREAS**, Mr. Anthony Q. Naputi, an employee of the Port Authority of Guam (PAG), retired January 15, 2016 after 21 years of government service with PAG; and

**WHEREAS**, in 1995, Mr. Naputi began his public service career as a Heavy Equipment Mechanic II; in November 1995 he was promoted to Heavy Equipment Mechanic Leader; on August 11, 2014 he again was promoted to Heavy Equipment Mechanic Supervisor; and

**WHEREAS**, throughout his career, Mr. Naputi received Outstanding Work Center of the Quarter in October 1998; and


**WHEREAS**, Mr. Naputi performed his duties in a highly satisfactory manner; and


**WHEREAS**, Mr. Naputi will be sorely missed, all concerned wish him the best on the occasion of his retirement; now therefore be it

**RESOLVED**, that the Board of Directors on behalf of the employees and management of the Jose D. Leon Guerrero Commercial Port commend Mr. Anthony Q. Naputi, for his public service and hope that his retirement will be a happy and fruitful period for him and his family; and be it further

**RESOLVED**, that the Chairman certify, and the Secretary attest to, the adoption hereof, and that a copy of the same be thereafter transmitted to Mr. Anthony Q. Naputi.

**PASSED AND ADOPTED UNANIMOUSLY BY THE BOARD OF DIRECTORS THIS 20<sup>th</sup> DAY OF October, 2016.**

  
FRANCISCO G. SANTOS  
CHAIRMAN, BOARD OF DIRECTORS  
PORT AUTHORITY OF GUAM

  
TIMOTHY T. KERNAGHAN  
SECRETARY, BOARD OF DIRECTORS  
PORT AUTHORITY OF GUAM



**BOARD OF DIRECTORS**  
*Francisco G. Santos, Chairman*  
*Oscar A. Calvo, Vice Chairman*  
*Timothy T. Kernaghan, Board Secretary*  
*Melanie R. Mendiola, Member*  
*Maria D.R. Taitano, Member*



**Resolution No. 2016-07**

**RELATIVE TO COMMENDING AND CONGRATULATING MR. FRANK M. FERNANDEZ ON HIS RETIREMENT FROM THE JOSE D. LEON GUERRERO COMMERCIAL PORT**

**BE IT RESOLVED BY THE BOARD OF DIRECTORS OF THE PORT AUTHORITY OF GUAM:**

**WHEREAS**, Mr. Frank M. Fernandez, an employee of the Port Authority of Guam (PAG), retired November 9, 2015 after 13 years of government service with PAG; and

**WHEREAS**, in February 7, 2002, Mr. Fernandez began his public service career as a Preventive Maintenance Mechanic for the Port Authority of Guam; and

**WHEREAS**, Mr. Fernandez performed his duties in a highly satisfactory manner; and

**WHEREAS**, Mr. Fernandez will be sorely missed, all concerned wish him the best on the occasion of his retirement; now therefore be it

**RESOLVED**, that the Board of Directors on behalf of the employees and management of the Jose D. Leon Guerrero Commercial Port commend Mr. Frank M. Fernandez, for his public service and hope that his retirement will be a happy and fruitful period for him and his family; and be it further

**RESOLVED**, that the Chairman certify, and the Secretary attest to, the adoption hereof, and that a copy of the same be thereafter transmitted to Mr. Frank M. Fernandez.

**PASSED AND ADOPTED UNANIMOUSLY BY THE BOARD OF**

**DIRECTORS THIS 20<sup>th</sup> DAY OF October, 2016.**

**FRANCISCO G. SANTOS**  
**CHAIRMAN, BOARD OF DIRECTORS**  
**PORT AUTHORITY OF GUAM**

**TIMOTHY T. KERNAGHAN**  
**SECRETARY, BOARD OF DIRECTORS**  
**PORT AUTHORITY OF GUAM**



**BOARD OF DIRECTORS**  
*Francisco G. Santos, Chairman*  
*Oscar A. Calvo, Vice Chairman*  
*Timothy T. Kernaghan, Board Secretary*  
*Melanie R. Mendiola, Member*  
*Maria D.R. Taitano, Member*



**Resolution No. 2016-08**

**RELATIVE TO COMMENDING AND CONGRATULATING MR. HENRY N. REYES ON HIS  
RETIREMENT FROM THE JOSE D. LEON GUERRERO COMMERCIAL PORT**

**BE IT RESOLVED BY THE BOARD OF DIRECTORS OF THE PORT AUTHORITY OF GUAM:**

**WHEREAS**, Mr. Henry N. Reyes, an employee of the Port Authority of Guam (PAG), retired November 16, 2015 after 7 years of government service with PAG; and

**WHEREAS**, on June 9, 2008, Mr. Reyes began his public service career as an Equipment Operator II for the Port Authority of Guam; and

**WHEREAS**, Mr. Reyes performed his duties in a highly satisfactory manner; and

**WHEREAS**, Mr. Reyes will be sorely missed, all concerned wish him the best on the occasion of his retirement; now therefore be it

**RESOLVED**, that the Board of Directors on behalf of the employees and management of the Jose D. Leon Guerrero Commercial Port commend Mr. Henry N. Reyes, for his public service and hope that his retirement will be a happy and fruitful period for him and his family; and be it further

**RESOLVED**, that the Chairman certify, and the Secretary attest to, the adoption hereof, and that a copy of the same be thereafter transmitted to Mr. Henry N. Reyes.

**PASSED AND ADOPTED UNANIMOUSLY BY THE BOARD OF**

**DIRECTORS THIS 20<sup>th</sup> DAY OF October, 2016.**

**FRANCISCO G. SANTOS  
CHAIRMAN, BOARD OF DIRECTORS  
PORT AUTHORITY OF GUAM**

**TIMOTHY T. KERNAGHAN  
SECRETARY, BOARD OF DIRECTORS  
PORT AUTHORITY OF GUAM**



**BOARD OF DIRECTORS**  
*Francisco G. Santos, Chairman*  
*Oscar A. Calvo, Vice Chairman*  
*Timothy T. Kernaghan, Board Secretary*  
*Melanie R. Mendiola, Member*  
*Maria D.R. Taitano, Member*



**Resolution No. 2016-09**

**RELATIVE TO COMMENDING AND CONGRATULATING MR. VINCENT D. PANGELINAN  
ON HIS RETIREMENT FROM THE JOSE D. LEON GUERRERO COMMERCIAL PORT**

**BE IT RESOLVED BY THE BOARD OF DIRECTORS OF THE PORT AUTHORITY OF GUAM:**

**WHEREAS**, Mr. Vincent D. Pangelinan, an employee of the Port Authority of Guam (PAG), retired September 20, 2016 after 26 years of government service with PAG; and

**WHEREAS**, on September 24, 1990, Mr. Pangelinan began his public service career as an Equipment Operator II; in December 1995 he was promoted to a Crane Operator; on June 18, 2001, due to his work injury he was demoted to a Clerk III; then in October 2002, he was promoted to an Administrative Aide (under filling Marine Traffic Controller); in June 2008 he was again promoted to a Marine Traffic Controller; and

**WHEREAS**, Mr. Pangelinan performed his duties in a satisfactory manner; and

**WHEREAS**, Mr. Pangelinan will be sorely missed, all concerned wish him the best on the occasion of his retirement; now therefore be it

**RESOLVED**, that the Board of Directors on behalf of the employees and management of the Jose D. Leon Guerrero Commercial Port commend Mr. Vincent D. Pangelinan, for his public service and hope that his retirement will be a happy and fruitful period for him and his family; and be it further

**RESOLVED**, that the Chairman certify, and the Secretary attest to, the adoption hereof, and that a copy of the same be thereafter transmitted to Mr. Vincent D. Pangelinan.

**PASSED AND ADOPTED UNANIMOUSLY BY THE BOARD OF  
DIRECTORS THIS 20<sup>th</sup> DAY OF October, 2016.**

**FRANCISCO G. SANTOS  
CHAIRMAN, BOARD OF DIRECTORS  
PORT AUTHORITY OF GUAM**

**TIMOTHY T. KERNAGHAN  
SECRETARY, BOARD OF DIRECTORS  
PORT AUTHORITY OF GUAM**





**BOARD OF DIRECTORS**  
*Francisco G. Santos, Chairman*  
*Oscar A. Calvo, Vice Chairman*  
*Timothy T. Kernaghan, Board Secretary*  
*Melanie R. Mendiola, Member*  
*Maria D.R. Taitano, Member*



**Resolution No. 2016-10**

**RELATIVE TO COMMENDING AND CONGRATULATING MRS. JESUSA A. CRUZ ON HER RETIREMENT FROM THE JOSE D. LEON GUERRERO COMMERCIAL PORT**

**BE IT RESOLVED BY THE BOARD OF DIRECTORS OF THE PORT AUTHORITY OF GUAM:**

**WHEREAS**, Mrs. Jesusa A. Cruz, an employee of the Port Authority of Guam (PAG), retired January 22, 2016 after 8 years of government service with PAG; and

**WHEREAS**, on April 9, 2007, Mrs. Cruz began her public service career as a Clerk III; in August 2010 she was promoted to an Administrative Assistant; and

**WHEREAS**, Mrs. Cruz performed her duties in a highly satisfactory manner; and

**WHEREAS**, Mrs. Cruz will be sorely missed, all concerned wish her the best on the occasion of her retirement; now therefore be it


**RESOLVED**, that the Board of Directors on behalf of the employees and management of the Jose D. Leon Guerrero Commercial Port commend Mrs. Jesusa A. Cruz for her public service and hope that her retirement will be a happy and fruitful period for her and her family; and be it further

**RESOLVED**, that the Chairman certify, and the Secretary attest to, the adoption hereof, and that a copy of the same be thereafter transmitted to Mrs. Jesusa A. Cruz.

**PASSED AND ADOPTED UNANIMOUSLY BY THE BOARD OF DIRECTORS THIS 20<sup>th</sup> DAY OF October, 2016.**

**FRANCISCO G. SANTOS**  
**CHAIRMAN, BOARD OF DIRECTORS**  
**PORT AUTHORITY OF GUAM**

**TIMOTHY T. KERNAGHAN**  
**SECRETARY, BOARD OF DIRECTORS**  
**PORT AUTHORITY OF GUAM**



**BOARD OF DIRECTORS**  
*Francisco G. Santos, Chairman*  
*Oscar A. Calvo, Vice Chairman*  
*Timothy T. Kernaghan, Board Secretary*  
*Melanie R. Mendiola, Member*  
*Maria D.R. Taitano, Member*



**Resolution No. 2016-11**

**RELATIVE TO COMMENDING AND CONGRATULATING MR. RUDEL J. MANGUBAT ON HIS RETIREMENT FROM THE JOSE D. LEON GUERRERO COMMERCIAL PORT**

**BE IT RESOLVED BY THE BOARD OF DIRECTORS OF THE PORT AUTHORITY OF GUAM:**

**WHEREAS**, Mr. Rudel J. Mangubat, an employee of the Port Authority of Guam (PAG), retired October 2, 2015 after 25 years of government service with PAG; and

**WHEREAS**, on March 26, 1990, Mr. Mangubat began his public service career as an Electrician I; in April 1991 he was promoted to an Electrician II; in February 2001 he was reclassified to the position of Engineering Technician I; in November 2001 he was promoted to Engineer I; in June 2006 he was again promoted to Engineer II; then in October 2001 he was reclassified to the position of Engineer III; and


**WHEREAS**, Mr. Mangubat performed his duties in an outstanding manner; and

**WHEREAS**, Mr. Mangubat will be sorely missed, all concerned wish him the best on the occasion of his retirement; now therefore be it

**RESOLVED**, that the Board of Directors on behalf of the employees and management of the Jose D. Leon Guerrero Commercial Port commend Mr. Rudel J. Mangubat for his public service and hope that his retirement will be a happy and fruitful period for him and his family; and be it further

**RESOLVED**, that the Chairman certify, and the Secretary attest to, the adoption hereof, and that a copy of the same be thereafter transmitted to Mr. Rudel J. Mangubat.

**PASSED AND ADOPTED UNANIMOUSLY BY THE BOARD OF DIRECTORS THIS 20<sup>th</sup> DAY OF October, 2016.**



**FRANCISCO G. SANTOS**  
**CHAIRMAN, BOARD OF DIRECTORS**  
**PORT AUTHORITY OF GUAM**



**TIMOTHY T. KERNAGHAN**  
**SECRETARY, BOARD OF DIRECTORS**  
**PORT AUTHORITY OF GUAM**



**BOARD OF DIRECTORS**  
*Francisco G. Santos, Chairman*  
*Oscar A. Calvo, Vice Chairman*  
*Timothy T. Kernaghan, Board Secretary*  
*Melanie R. Mendiola, Member*  
*Maria D.R. Taitano, Member*



**Resolution No. 2016-12**

**RELATIVE TO COMMENDING AND CONGRATULATING MRS. ALMA B. JAVIER ON HER RETIREMENT FROM THE JOSE D. LEON GUERRERO COMMERCIAL PORT**

**BE IT RESOLVED BY THE BOARD OF DIRECTORS OF THE PORT AUTHORITY OF GUAM:**

**WHEREAS**, Mrs. Alma B. Javier, an employee of the Port Authority of Guam (PAG), retired September 30, 2016 after 6 years of government service with PAG; and

**WHEREAS**, on March 1, 2010, Mrs. Javier began her public service career as a Procurement and Supply Manager for the Port Authority of Guam; and

**WHEREAS**, Mrs. Javier performed her duties in an outstanding manner; and

**WHEREAS**, Mrs. Javier will be sorely missed, all concerned wish her the best on the occasion of her retirement; now therefore be it

**RESOLVED**, that the Board of Directors on behalf of the employees and management of the Jose D. Leon Guerrero Commercial Port commend Mrs. Alma B. Javier for her public service and hope that her retirement will be a happy and fruitful period for her and her family; and be it further

**RESOLVED**, that the Chairman certify, and the Secretary attest to, the adoption hereof, and that a copy of the same be thereafter transmitted to Mrs. Alma B. Javier.

**PASSED AND ADOPTED UNANIMOUSLY BY THE BOARD OF DIRECTORS THIS 20<sup>th</sup> DAY OF October, 2016.**

**FRANCISCO G. SANTOS**  
**CHAIRMAN, BOARD OF DIRECTORS**  
**PORT AUTHORITY OF GUAM**

**TIMOTHY T. KERNAGHAN**  
**SECRETARY, BOARD OF DIRECTORS**  
**PORT AUTHORITY OF GUAM**



**BOARD OF DIRECTORS**  
*Francisco G. Santos, Chairman*  
*Oscar A. Calvo, Vice Chairman*  
*Timothy T. Kernaghan, Board Secretary*  
*Melanie R. Mendiola, Member*  
*Maria D.R. Taitano, Member*



**Resolution No. 2016-13**

**RELATIVE TO COMMENDING AND CONGRATULATING MR. MICHAEL J. TAITANO ON HIS RETIREMENT FROM THE JOSE D. LEON GUERRERO COMMERCIAL PORT**

**BE IT RESOLVED BY THE BOARD OF DIRECTORS OF THE PORT AUTHORITY OF GUAM:**

**WHEREAS**, Mr. Michael J. Taitano, an employee of the Port Authority of Guam (PAG), retired August 19, 2016 after 32 years of government service with PAG; and

**WHEREAS**, on January 23, 1984, Mr. Taitano began his public service career as a Corrosion Mechanic; in May 1985 he voluntarily demoted himself to the position of Welder II; in November 1995 he was promoted to the position of Welder Leader; and


**WHEREAS**, Mr. Taitano performed his duties in an outstanding manner; and

**WHEREAS**, Mr. Taitano will be sorely missed, all concerned wish him the best on the occasion of his retirement; now therefore be it


**RESOLVED**, that the Board of Directors on behalf of the employees and management of the Jose D. Leon Guerrero Commercial Port commend Mr. Michael J. Taitano for his public service and hope that his retirement will be a happy and fruitful period for him and his family; and be it further

**RESOLVED**, that the Chairman certify, and the Secretary attest to, the adoption hereof, and that a copy of the same be thereafter transmitted to Mr. Michael J. Taitano.

**PASSED AND ADOPTED UNANIMOUSLY BY THE BOARD OF DIRECTORS THIS 20<sup>th</sup> DAY OF October, 2016.**



**FRANCISCO G. SANTOS  
CHAIRMAN, BOARD OF DIRECTORS  
PORT AUTHORITY OF GUAM**



**TIMOTHY T. KERNAGHAN  
SECRETARY, BOARD OF DIRECTORS  
PORT AUTHORITY OF GUAM**





**PORT OF GUAM**  
ATURIDAT I PUETTON GUAHAN  
**Jose D. Leon Guerrero Commercial Port**  
1026 Cabras Highway, Suite 201, Piti, Guam 96925  
Telephone: 671-477-5931/35 Facsimile: 671-477-2689/4445  
Website: [www.portguam.com](http://www.portguam.com)



Eddie Baza Calvo  
Governor of Guam  
Ray Tenorio  
Lieutenant Governor

October 18, 2016

**MEMORANDUM**

TO: Board of Directors

FROM: General Manager

SUBJECT: FEMA Emergency Management Institute Training  
: E948 – Situational Awareness and Common Operating Picture

---

As you are aware, the Port Authority of Guam has in place an Incident Command Structure (ICS) and as part of FEMA National Security and FEMA Emergency Management Institute has scheduled a Situational Awareness and Common Operating Picture course for November 7-11, 2016. This course serves beneficial for key Port personnel of the Port ICS Structure as it will help prepare these individuals to make prudent and structured decision-making through a series of emergency management planning and exercise session involving preparedness, response and recovery capabilities during natural and man-made incidents.

Board approval is hereby being requested to allow the following to attend the course.

Purpose: FEMA EMI Training  
: E948 Situational Awareness and Common Operating Picture

Travel Date: November 7-11, 2016

Place: Emmitsburg, Maryland

Participants: Joe Javellana, Planning (ICS Primary Liaison Officer)  
Frances Aguon, Port Police (ICS Situational Unit Leader)  
Higinio Camacho, Port Police (ICS Situational Unit Leader, Alternate)

Travel Cost: **100% federally funded by PSGP**

I am available should you have any questions.

  
JOANNE M.S. BROWN





**PORT OF GUAM**  
ATURIDAT I PUETTON GUAHAN  
**Jose D. Leon Guerrero Commercial Port**  
1026 Cabras Highway, Suite 201, Piti, Guam 96925  
Telephone: 671-477-5931/35 Facsimile: 671-477-2689/4445  
Website: [www.portguam.com](http://www.portguam.com)



Eddie Baza Calvo  
Governor of Guam  
Ray Tenorio  
Lieutenant Governor

October 19, 2016

**MEMORANDUM**

TO: Board of Directors

FROM: General Manager

SUBJECT: **Travel Authorization Request**  
: Center for Domestic Preparedness

---

Throughout the calendar year Center for Domestic Preparedness offers various training that is federally funded which are recognized by the office of Homeland Security. Request is being made to authorize travel for port participant(s) as presented or as otherwise directed by the General Manager.

**November 6-19, 2016**

Instructor Training & Emergency Response to HazMat Training, Center for Domestic Preparedness, Aniston, Alabama

1. Christopher A. Roberto, Assistant Port Police Chief

I am available should you have any questions.

  
JOANNE M.S. BROWN