

**BEFORE THE GUAM PUBLIC UTILITIES COMMISSION**

The Port Authority Of Guam )  
[PAG] Request For PUC Investigation )  
of Rates and Tariffs )

Port Docket 09-02

**ORDER APPROVING INTERIM TARIFFS AND  
RATES FOR THE PORT AUTHORITY OF GUAM**

The background of this matter is set forth in the Administrative Law Judge Report filed herein on January 29, 2010. <sup>1</sup> This proceeding arose pursuant to the statutory duty of the PUC, pursuant to Public Law 30-52, to commence proceedings with the Jose D. Leon Guerrero Commercial Port [PAG]. The PUC is obligated to review and modify or establish rates and charges for the use of Port facilities or appliances. Pursuant to Public Law 30-52, the PUC is further authorized, until December 31, 2010, to establish "interim rates and charges" for the use of Port Facilities or appliances that may be necessary for the estimated operation or maintenance costs, required capital improvements, or other reasonable costs of the Port. <sup>2</sup>

On October 27, 2009, the PAG requested that the PUC conduct an investigation into the rates and tariffs of the Port and consider the adequacy of the Port's container charges or cargo handling charges, Bunkering/Fuel Throughput/Waste Oil Fees, Wharfage Rates for Transshipment, Easement Lease Rates, Facility Maintenance Fees, and Marina Fees for Boat Slips. <sup>3</sup> On November 13, 2009, the PUC issued an Order Approving an Investigation of Rates and Tariffs of PAG. <sup>4</sup> The PUC directed its own Consultant Slater, Nakamura & Co. LLC [SN] to provide a review and analysis of the rates and tariffs referred to in PAG's request for investigation, and to provide recommendations to the PUC concerning the establishment of interim "just" and "reasonable" rates and tariffs for PAG. <sup>5</sup>

On January 25, 2010, SN submitted its Report of the Interim Tariff Investigation for the Port Authority of Guam. <sup>6</sup> On January 27, 2010, SN filed Amendment 1 to its Report. <sup>7</sup> Furthermore, on January 25, 2010 and January 26, 2010, PUC conducted public hearings

<sup>1</sup> Administrative Law Judge Report, filed in Port Docket 09-02 on January 29, 2010.

<sup>2</sup> Public Law 30-52, enacted July 14, 2009, Section 7.

<sup>3</sup> Letter from PAG General Manager Glenn A. Leon Guerrero to PUC Chairman Jeffrey C. Johnson dated October 27, 2009, pgs. 2-4.

<sup>4</sup> PUC Order dated November 13, 2009, filed in Port Docket 09-02.

<sup>5</sup> Id. at p. 3.

<sup>6</sup> Slater & Nakamura Report on the Interim Tariff Investigation for the Port Authority of Guam, filed in Port Docket 09-02, January 25, 2010.

<sup>7</sup> Slater & Nakamura Report Amendment 1, filed in Port Docket 09-02, January 27, 2010.

concerning its investigation of Port interim tariffs and charges. A summary of the public comments received is set forth in the Administrative Law Judge Report.<sup>8</sup>

The Guam Public Utilities Commission duly considered the record in these proceedings, which includes the Consultant Reports filed by the Port Authority [PB International Inc. and Captain, Hutapea & Associates], other pleadings and documents filed herein, the Recommendations of Slater, Nakamura & Co. LLC, and the Administrative Law Judge Report. Based upon the PUC investigation of interim tariffs and rates for PAG, and the public testimony given at the three scheduled public hearings, for good cause shown and on motion duly made, seconded and carried by the affirmative vote of the undersigned Commissioners, the Commission makes the following determinations:

*Determinations*

1. Due and proper notice of scheduled public hearings was issued in accordance with law. The PAG filed evidence that it served approximately 100 of its customers with notice of the proposed tariff and rate increases; however, it does not appear that the Agana boat slip lessees all received adequate notice.
2. Based upon the record herein it has been affirmatively established, by a preponderance of the evidence, that there should be an interim increase for Port tariffs, rates and charges. PUC hereby determines, on its own initiative, and pursuant to its powers in Public Law 30-52 and 12 GCA §12004, that an increase in tariffs and rates should be granted to the Port Authority of Guam. Pursuant to Public Law 30-52, the PUC is authorized, until December 31, 2010, to establish "interim rates and charges" for the use of Port Facilities or appliances as may be necessary for the estimated operation or maintenance costs, required capital improvements, or other reasonable costs of the Port.
3. A current PAG terminal tariff was established in 1993, and cargo handling charges have not been increased since that time. Other rates have been unchanged since 1983.
4. The Port facilities were designed and placed into service in 1969, but have not undergone a major modernization since that time.
5. The PAG Consultant, PB International Inc. established that the Port needs an increase in its container charges and cargo handling fees in order to meet the task of refurbishing and modernizing its facilities and preparing

---

<sup>8</sup> ALJ Report dated January 29, 2010, and filed in Port Docket 09-02, pgs. 5-6.

for the massive expansion of port operations needed to handle the increased container load resulting from the anticipated military buildup. The appraisal reports of Captain, Hutapea & Associates, as well as the recommendations of the PUC Consultant, Slater, Nakamura, established that the tariff and rate increases requested by the Port are “just” and “reasonable”. Tariff increases are justified based upon increases in the consumer price index and an analysis of market comparables.

6. Cargo handling charges (including labor charges) should be increased by 3.4%.
7. Fuel Storage, Throughput and Bunkering Fees, should be increased in the amounts requested by the Port in accordance with the appraisal reports prepared by Captain, Hutapea & Associates, and the recommendations of Slater, Nakamura. Although such increase approximates 150%, the bunkering fees of the Port, after such increase, will still be on the low side of market comparables.
8. Pipeline easement rates shall be set at 25% of market value for pipelines on land with existing easement rights of way and 50% for those not within current easements.
9. The increases in the boat slip charges for the Agana Marina requested by PAG to bring the same up to the level of charges assessed for the Agat Marina, should not be granted due to the notice and other issues referenced in the ALJ Report and the Recommendations of Slater, Nakamura.
10. PAG should be authorized to implement a proposed facility maintenance fee of \$25.00 for each bill of lading. Such fee is “just” and “reasonable”, and many other ports impose such a fee. Prior to implementation of the Facilities Maintenance fee of \$25 per bill of lading, the PAG should develop a process and policy for exempting cargo from this fee when the total value of the cargo covered by the bill of lading is valued at \$2,500 or less. Included in the policy would be a provision to allow shippers who frequently ship items below the \$2,500 threshold to be exempt from the fee. The policy should also include a provision for shippers to apply for a refund from the PAG for cargo whose bill of lading is less than \$2,500.
11. The Commission should approve the PORT AUTHORITY OF GUAM TARIFF RATE TABLE made *Attachment A* hereto; the tariffs and rates set forth therein are “just” and “reasonable and in conformance with public

law." "Just" and "reasonable" rates must enable a public utility such as PAG to cover its operating expenses. 12 GCA §12017.

### *Ordering Provisions*


After careful review and consideration of the above determinations, for good cause shown, on motion duly made, seconded and carried by the undersigned Commissioners, the Guam Public Utilities Commission HEREBY ORDERS that:

1. PAG is awarded a 3.4% increase in cargo handling charges (including labor charges) effective February 1, 2010.
2. All increases in tariffs, rates, charges, and fees, as set forth herein, shall be effective on February 1, 2010.
3. Bunkering/Fuel Throughput/Waste Oil Fees, and related fees, shall be increased in accordance with the amounts set forth in the PORT AUTHORITY OF GUAM TARIFF RATE TABLE made *Attachment A* hereto.
4. PAG is authorized to set pipeline easement rates at 25% of market value for pipelines on land with existing easement rights of way and 50% for those not within current easements.
5. The request by PAG to increase the boat slip charges for the Agana Marina to the same level of charges assessed for the Agat Marina is denied. Prior to approving any interim tariff increase for the Agana Marina fees, PUC requires PAG to develop and conduct a public outreach effort to citizens who will be impacted by the requested fee increase. PAG shall develop a marina facilities improvement plan with a budget and detailed timeline. The public should have an opportunity to review and comment upon such plan. Thereafter PAG shall submit a report to the PUC.
6. PAG is authorized to implement a proposed facility maintenance fee of \$25.00 for each bill of lading. Prior to implementation of the Facilities Maintenance fee of \$25 per bill of lading, the PAG shall develop a process and policy for exempting cargo from this fee when the total value of the cargo covered by the bill of lading is valued at \$2,500 or less. Included in the policy will be a provision to allow shippers who frequently ship items below the \$2,500 threshold to be exempt from the fee. The policy will also include a provision for shippers to apply for a refund from the PAG for

cargo whose bill of lading is less than \$2,500. Such policy shall become effective only upon approval of PUC.


7. All tariffs, rates, charges and other fees set forth in the PORT AUTHORITY OF GUAM TARIFF RATE TABLE made *Attachment A* hereto are hereby approved and adopted.
8. PAG shall amend its rate and tariff schedules in accordance with this Order and file the same with the Commission.
9. All tariffs, rates, charges and fees approved herein are "interim" in nature, and may be amended or altered by the Commission upon appropriate action on or before December 31, 2010, or in a full rate proceeding.
10. PAG is ordered to pay the Commission's regulatory fees and expenses, including, without limitation, consulting and counsel fees and the fees and expenses of conducting the hearing proceedings. Assessment of PUC's regulatory fees and expenses is authorized pursuant to 12 GCA §§12002(b) and 12024(b), and Rule 40 of the Rules of Practice and Procedure before the Public Utilities Commission.

Dated this 29<sup>th</sup> day of January, 2010.



Jeffrey C. Johnson  
Chairman


Joseph M. McDonald  
Commissioner



Rowena E. Perez  
Commissioner



Filomena M. Cantoria  
Commissioner



Michael A. Pangelinan  
Commissioner

**PORT AUTHORITY OF GUAM  
TARIFF RATE TABLE**

<u>CHARGE DESCRIPTION</u>	<u>CHARGE RATE</u>	<u>% INCREASE</u>	<u>PROPOSED RATE</u>
<b>CHASSIS RATE (20',40',&amp;45')</b>			
CHASSIS IMPORT/EXPORT/REHANDLE CONT STUFF - HANDLING	80.00	3.4%	82.72
CHASSIS IMPORT/EXPORT/REHANDLE CONT STUFF - STEVEDORE	105.00	3.4%	108.57
TOTAL	185.00		191.29
<b>GROUNDING RATE (20',40'&amp;45')</b>			
GROUNDING IMPORT/EXPORT/REHANDLE/EMPTY CONTAINER STUFF - HANDLING	150.00	3.4%	155.10
GROUNDING IMPORT/EXPORT/REHANDLE/EMPTY CONTAINER STUFF - STEVEDORE	105.00	3.4%	108.57
TOTAL	255.00		263.67
<b>BREAKBULK</b>			
BREAKBULK EXPORT - HANDLING	6.80	3.4%	7.03
BREAKBULK EXPORT - STEVEDORING	13.90	3.4%	14.37
TOTAL	20.70		21.40
<b>UNITIZED</b>			
UNITIZED CARGO IMPORT/EXPORT - STEVEDORE	5.65	3.4%	5.84
UNITIZED CARGO IMPORT/EXPORT - HANDLING	7.00	3.4%	7.24
TOTAL	12.65		13.08
<b>LIFT OFF/ON</b>			
LIFT OFF/ON AUTO IMPORT/EXPORT - HANDLING	6.80	3.4%	7.03
RO/RO LIFT OFF/ON AUTO IMPORT/EXPORT - STEVEDORE	13.90	3.4%	14.37
TOTAL	20.70		21.40
<b>RO/RO</b>			
RO/RO IMPORT/EXPORT/TRANSHIPMENT - HANDLING	25.00	3.4%	25.85
RO/RO IMPORT/EXPORT/TRANSHIPMENT - STEVEDORING	10.00	3.4%	10.34
TOTAL	35.00		36.19
<b>RO/RO VEHICLE (VEHICLE OVER 6,000 LBS)</b>			
RO/RO VEHICLE IMPORT/EXPORT/TRANSHIPMENT - HANDLING	7.00	3.4%	7.24
RO/RO VEHICLE IMPORT/EXPORT/TRANSHIPMENT - STEVEDORE	5.65	3.4%	5.84
TOTAL	12.65		13.08
<b>DEVANNING/STUFFING AUTO SPECIAL RATE</b>			
DEVANNING	150.00	3.4%	155.10
STUFFING	150.00	3.4%	155.10
<b>HEAVYLIFT</b>			
HEAVYLIFT REGULAR IMPORT/EXPORT/TRANSHIPMENT - HANDLING	2.10	3.4%	2.17
HEAVYLIFT REGULAR IMPORT/EXPORT/TRANSHIPMENT - STEVEDORE	2.10	3.4%	2.17
TOTAL	4.20		4.34
<b>LONGLENGTH</b>			
LONGLENGTH IMP/EXP > 45' & =< 50'	16.30	3.4%	16.85
LONGLENGTH IMP/EXP > 50' & =< 60'	38.15	3.4%	39.45
LONGLENGTH IMP/EXP > 60' & =< 70'	49.15	3.4%	50.82
LONGLENGTH IMP/EXP > 70' & =< 80'	59.30	3.4%	61.32
LONGLENGTH IMP/EXP > 80' & =< 90'	69.45	3.4%	71.81
LONGLENGTH IMP/EXP > 90' & =< 100'	79.60	3.4%	82.31
LONGLENGTH IMP/EXP > 100' & =< 110'	89.75	3.4%	92.80
LONGLENGTH IMP/EXP > 110' & =< 120'	99.90	3.4%	103.30
LONGLENGTH IMP/EXP > 120' & =< 130'	110.05	3.4%	113.79

**PORT AUTHORITY OF GUAM  
TARIFF RATE TABLE**

<u>CHARGE DESCRIPTION</u>	<u>CHARGE RATE</u>	<u>% INCREASE</u>	<u>PROPOSED RATE</u>
LONGLENGTH IMP/EXP > 130' & =< 140'	120.20	3.4%	124.29
<b>PRESLUNG IMPORT/EXPORT/TRANSHIPMENT</b>			
PRESLUNG IMPORT/EXPORT/TRANSHIPMENT - HANDLING	6.80	3.4%	7.03
PRESLUNG IMPORT/EXPORT/TRANSHIPMENT - STEVEDORING	8.20	3.4%	8.48
TOTAL	15.00		15.51
<b>TRANSHIPMENT STUFF (20',40'&amp;45') 1ST CARRIER - SCALE</b>			
IMPORT CONT TRANSHIPMENT STUFF LESS THAN 10 CONTAINERS	235.00	3.4%	242.99
IMPORT CONT TRANSHIPMENT STUFF 10-29 CONTAINERS	230.00	3.4%	237.82
IMPORT CONT TRANSHIPMENT STUFF 30-69 CONTAINERS	225.00	3.4%	232.65
IMPORT CONT TRANSHIPMENT STUFF 70-99 CONTAINERS	220.00	3.4%	227.48
IMPORT CONT TRANSHIPMENT STUFF 100-129 CONTAINERS	215.00	3.4%	222.31
IMPORT CONT TRANSHIPMENT STUFF 130-149 CONTAINERS	210.00	3.4%	217.14
IMPORT TRANSHIPMENT CONT STUFF 150+ CONTAINERS	195.00	3.4%	201.63
IMPORT EMPTY TRANSHIP FR-2ND CARR (20',40'&45')	100.00	3.4%	103.40
IMPORT EMPTY TRANSHIP FR-2ND CARR (20',40'&45') - DOMESTIC	140.00	3.4%	144.76
<b>OVERSTOW CONTAINER (20',40'&amp;45')</b>			
IMPORT/EXPORT OVERSTOW CONTAINER (20',40'&45')	50.00	3.4%	51.70
<b>SHIFTED CONTAINER (20',40'&amp;45')</b>			
IMPORT/EXPORT SHIFT CONTAINER (20',40'&45')	50.00	3.4%	51.70
<b>SPECIAL RIGGING (20',40'&amp;45')</b>			
IMPORT/EXPORT ALL SPECIAL RIGING OF CNTR	35.00	3.4%	36.19
<b>WHARFAGE RATES</b>			
WHARFAGE EMPTY CONT IMPORT <25 (20' CONTAINER)	2.60	3.4%	2.69
WHARFAGE EMPTY CONT IMPORT >25 (40' & 45' CONTAINER)	3.50	3.4%	3.62
WHARFAGE TRANSHIPMENT TUNA	3.50	3.4%	3.62
WHARFAGE BREAKBULK IMPORT	3.50	3.4%	3.62
WHARFAGE BREAKBULK EXPORT/ALL OTHER CARGO	1.75	3.4%	1.81
WHARFAGE EXPORT CONTAINER STUFF (20' CONTAINER)	32.60	3.4%	33.71
WHARFAGE EXPORT CONTAINER STUFF (40' & 45' CONTAINER)	55.50	3.4%	57.39
WHARFAGE IMPORT CONTAINER STUFF (20' CONTAINER)	62.60	3.4%	64.73
WHARFAGE IMPORT CONTAINER STUFF (40' & 45' CONTAINER)	107.50	3.4%	111.16
WHARFAGE RATES-TRANSSHIPMENT OF OTHER CARGO UTILIZING PIPELINES AND /OR HOSES			
INBOUND	3.50		8.75
OUTBOUND	1.75		4.38
<b>BUNKERING/FUEL THROUGHPUT/WASTE OIL</b>			
IMPORT THROUGHPUT	0.16		0.40
EXPORT THROUGHPUT	0.075		0.19
FROM TRUCK TO VESSEL WHEN SERVICED AT PORT PIERS	0.16		0.40
DIRECT TO OR FROM VESSEL THRU PRIVATELY OWNED PIPELINE LOCATED ON PORT PROPERTY	0.14		0.35
VESSEL TO VESSEL	0.16		0.40
FUEL STORAGE	0.40		0.90
BUNKERING	0.21		0.53

**PORT AUTHORITY OF GUAM  
TARIFF RATE TABLE**

<u>CHARGE DESCRIPTION</u>	<u>CHARGE RATE</u>	<u>% INCREASE</u>	<u>PROPOSED RATE</u>
<b>MARITIME SECURITY FEE</b>			
MARITIME SEC. BB/PRESLUNG/UNITIZED	0.10	3.4%	0.10
MARITIME SEC. FEE BUNKERING	0.02	3.4%	0.02
MARITIME SEC. FEE STUFFED IMPORT/EXPORT	2.00	3.4%	2.07
MARITIME SEC. PASSENGER VESSEL	1.00	3.4%	1.03
MARITIME SEC. FEE RO/RO	1.00	3.4%	1.03
MARITIME SEC. SAND/SCRAP/AGGRE	0.02	3.4%	0.02
MARITIME SEC. VESSEL DOCKAGE	0.05	3.4%	0.05
<b>DEMURRAGE</b>			
DEMURRAGE- GREATER THAN 20' (40' & 45')	42.00	3.4%	43.43
DEMURRAGE CONTAINER EMPTY	7.00	3.4%	7.24
OUTSIDE WAREHOUSE DEMURRAGE BREAKBULK	10.00	3.4%	10.34
INSIDE WAREHOUSE DEMURRAGE BREAKBULK	15.00	3.4%	15.51
REFRIGERATED CT DEMURRAGE	70.00	3.4%	72.38
DEMURRAGE 20' CONTAINER	21.00	3.4%	21.71
<b>REISSUE OF EMPTIES</b>			
CHASSIS EMPTY CT DEMURRAGE	25.00	3.4%	25.85
GROUNDING EMPTY CT DEMURRAGE	50.00	3.4%	51.70
<b>OTHER RATES</b>			
CLAIMS FEE	25.00	3.4%	25.85
BULK SCRAP METAL	12.50	3.4%	12.93
BULK SCRAP METAL (SPECIALRATE)	2.50	3.4%	2.59
BULK SAND STEVEDORING IMPORT	3.50	3.4%	3.62
PASSENGER FEE ARRIVAL	3.50	3.4%	3.62
PASSENGER FEE DEPARTURE	1.50	3.4%	1.55
BUNKER LABOR COST OT/HOLIDAY	27.50	3.4%	28.44
BUNKER LABOR COST ST	25.00	3.4%	25.85
PRE-TRIP POWER SURCHARGE	49.00	3.4%	50.67
LCOR - LINE HANDLING O/T 6 MEN	450.00	3.4%	465.30
LCOR - LINE HANDLING O/T 8 MEN	600.00	3.4%	620.40
LCOR - LINE HANDLING S/T 6 MEN	300.00	3.4%	310.20
LCOR - LINE HANDLING S/T 8 MEN	400.00	3.4%	413.60
CHASSIS CHANGE	30.00	3.4%	31.02
METERED WATER RATE	54.47	3.4%	56.32
WATER CONNECT/DISCONNECT HOLID	80.00	3.4%	82.72
WATER CONNECT/DISCONNECT REGUL	35.00	3.4%	36.19
WATER FIXED RATE	6.00	3.4%	6.20
REGULAR WATER CHARGE	12.32	3.4%	12.74
EXPORT EMPTY CONTAINER	150.00	3.4%	155.10
IMPORT EMPTY CONTAINER	150.00	3.4%	155.10
TUNA SERVICES	10.25	3.4%	10.60
PORT ENTRY FEE	25.00	3.4%	25.85



**PORT AUTHORITY OF GUAM  
TARIFF RATE TABLE**

<u>CHARGE DESCRIPTION</u>	<u>CHARGE RATE</u>	<u>% INCREASE</u>	<u>PROPOSED RATE</u>
<b>EQUIPMENT RENTAL</b>			
Forklift, rated capacity below 20,000 lbs	30.00	3.4%	31.02
Forklift, rated capacity 20,000 lbs but less than	50.00	3.4%	51.70
Forklift, rated capacity 40,000 lbs or greater	56.00	3.4%	57.91
Top Lifter	60.00	3.4%	62.04
Side Lifter	35.00	3.4%	36.19
Tractor	34.00	3.4%	35.15
Rubber Tired Gantry Crane	170.00	3.4%	175.78
Manitowoc, 140 tons	315.00	3.4%	325.71
Crane, Gantry, Heavy Lifts	394.00	3.4%	407.39
Pick-up Truck, 3/4 ton capacity or less	20.00	3.4%	20.68
Truck, Dump	23.00	3.4%	23.78
Welding Machine	34.00	3.4%	35.15
Dock Mule	11.50	3.4%	11.89
Dock Dolly, rated 2,000 lbs	2.50	3.4%	2.59
Dolly Trailer, rated capacity 20 tons	11.50	3.4%	11.89
<b>DIRECT LABOR</b>			
<b><u>STRAIGHT TIME</u></b>			
Stevedoring	34.47	3.4%	35.64
Crane Operator	33.90	3.4%	35.05
Equipment Operator	32.11	3.4%	33.20
Auto Mechanics	33.58	3.4%	34.72
Diesel Mechanic	33.99	3.4%	35.15
Crane Mechanic	37.82	3.4%	39.11
Riggers	33.86	3.4%	35.01
Electrician	34.98	3.4%	36.17
Cargo Checkers	31.02	3.4%	32.07
Security Guard	34.40	3.4%	35.57
Carpenters	34.55	3.4%	35.72
Plumbers	34.55	3.4%	35.72
Painters	30.74	3.4%	31.79
Preventive Maint. Mechanic	34.55	3.4%	35.72
Welders	36.76	3.4%	38.01
Clerks	24.64	3.4%	25.48
<b><u>OVERTIME</u></b>			
Stevedoring	51.70	3.4%	53.46
Crane Operator	50.86	3.4%	52.59
Equipment Operator	48.19	3.4%	49.83
Auto Mechanics	50.37	3.4%	52.08
Diesel Mechanic	50.99	3.4%	52.72
Crane Mechanic	56.74	3.4%	58.67
Riggers	50.78	3.4%	52.51
Electrician	52.47	3.4%	54.25
Cargo Checkers	46.54	3.4%	48.12
Security Guard	51.60	3.4%	53.35
Carpenters	51.84	3.4%	53.60

**PORT AUTHORITY OF GUAM  
TARIFF RATE TABLE**

<u>CHARGE DESCRIPTION</u>	<u>CHARGE RATE</u>	<u>% INCREASE</u>	<u>PROPOSED RATE</u>
Plumbers	51.84	3.4%	53.60
Painters	46.12	3.4%	47.69
Preventive Maint. Mechanic	51.84	3.4%	53.60
Welders	55.14	3.4%	57.01
Clerks	36.94	3.4%	38.20
<b><u>OT DIFFERENTIAL</u></b>			
Stevedoring	17.24	3.4%	17.83
Crane Operator	16.95	3.4%	17.53
Equipment Operator	16.07	3.4%	16.62
Auto Mechanics	16.79	3.4%	17.36
Diesel Mechanic	17.01	3.4%	17.59
Crane Mechanic	18.91	3.4%	19.55
Riggers	16.92	3.4%	17.50
Electrician	17.49	3.4%	18.08
Cargo Checkers	15.52	3.4%	16.05
Security Guard	17.22	3.4%	17.81
Carpenters	17.28	3.4%	17.87
Plumbers	17.28	3.4%	17.87
Painters	15.38	3.4%	15.90
Preventive Maint. Mechanic	17.28	3.4%	17.87
Welders	18.38	3.4%	19.00
Clerks	12.32	3.4%	12.74
<b><u>HD DIFFERENTIAL</u></b>			
Stevedoring	27.34	3.4%	28.27
Crane Operator	26.87	3.4%	27.78
Equipment Operator	25.45	3.4%	26.32
Auto Mechanics	26.61	3.4%	27.51
Diesel Mechanic	26.94	3.4%	27.86
Crane Mechanic	29.96	3.4%	30.98
Riggers	26.82	3.4%	27.73
Electrician	27.72	3.4%	28.66
Cargo Checkers	24.59	3.4%	25.43
Security Guard	27.25	3.4%	28.18
Carpenters	27.39	3.4%	28.32
Plumbers	27.39	3.4%	28.32
Painters	24.35	3.4%	25.18
Preventive Maint. Mechanic	27.39	3.4%	28.32
Welders	29.13	3.4%	30.12
Clerks	19.51	3.4%	20.17
<b><u>NIGHT DIFFERENTIAL</u></b>			
Stevedoring	2.75	3.4%	2.84
Crane Operator	2.71	3.4%	2.80
Equipment Operator	2.58	3.4%	2.67
Auto Mechanics	2.70	3.4%	2.79
Diesel Mechanic	2.71	3.4%	2.80
Crane Mechanic	3.01	3.4%	3.11
Riggers	2.71	3.4%	2.80
Electrician	2.79	3.4%	2.88
Cargo Checkers	2.48	3.4%	2.56

**PORT AUTHORITY OF GUAM  
TARIFF RATE TABLE**

<u>CHARGE DESCRIPTION</u>	<u>CHARGE RATE</u>	<u>% INCREASE</u>	<u>PROPOSED RATE</u>
Security Guard	2.74	3.4%	2.83
Carpenters	2.75	3.4%	2.84
Plumbers	2.75	3.4%	2.84
Painters	2.46	3.4%	2.54
Preventive Maint. Mechanic	2.75	3.4%	2.84
Welders	2.92	3.4%	3.02
Clerks	1.98	3.4%	2.05
<b>PIPELINE EASEMENT LEASE RATES</b>			
a. Within Existing Right of Way			25% of Fair Market Rent
b. Not Within the Right of Way			50% of Fair Market Rent