


PORT AUTHORITY OF GUAM
ATURIDAT I PUETTON GUAHAN
Jose D. Leon Guerrero Commercial Port
GOVERNMENT OF GUAM

1026 Cabras Highway, Suite 201
 Piti, Guam 96925

FELIX P. CAMACHO
 Governor of Guam

MICHAEL W. CRUZ
 Lieutenant Governor



Telephone: (671) 477-5931/35


(671) 477-2683/85

Facsimile: (671) 477-2689/4445

Webpage: www.portofguam.com

COPY

July 30, 2010



MEMORANDUM

TO: Honorable Judith T. Won Pat, Ed.D
 Speaker, 30th Guam Legislature

FROM: General Manager

SUBJECT: FY 2010 Year to Date Staffing Pattern Report- June


Attached is the Fiscal Year 2010 Year to Date Staffing Pattern Report, as June 30, 2010, for the Port Authority of Guam.

If you have any questions regarding this matter or need additional information, please feel free to call our office at 477-5931-5 extension 303 or 302.

LT 7/30/10
 RECEIVED by the
 Office of Senator
 Thomas C. Ada

J.D. Murata
 ENRIQUE J.S. AGUSTIN
 General Manager

cc: Senator Thomas Ada
 Public Auditor
 Deputy General Manager, Interim
 Financial Affairs Controller



PORT AUTHORITY OF GUAM
JOSE D. LEON GUERRERO COMMERCIAL PORT
(ALL EMPLOYEES ARE FUNDED BY PAG REVENUES)
FY-2010 APPROVED STAFFING PATTERN
AS OF JUNE 30, 2010

*As of 6/30/2010

Position Number	NAME	POSITION TITLE	Pay Grade	Grad Step	Hourly Rate	Annual Income	P C	RET-DB 0.27	RET-DC 0.27	RET-DDI 16.66	LIFE 6.69	MEDICARE 1.45%	MEDICAL	DENTAL	TOTAL		
EQUIPMENT MAINTENANCE (410)																	
Equipment Maintenance Superintendent's Office																	
1	7002	JAVELOSA, JORGE R.	Equip. Maint. Superintend	N	6D	\$ 36.52	\$ 75,961.60		20,874.25		\$ 173.94	1101.44	3,261.18	386.10	\$ 101,758.51		
						\$	\$ 75,961.60	\$	20,874.25	\$	\$ 173.94	1101.44	\$ 3,261.18	\$ 386.10	\$ 101,758.51		
CRANE MECHANIC SECTION (411)																	
1	9107	AROMIN, GUS ALAN D.	Crane Mechanic II	I	5A	\$ 17.69	\$ 36,795.20	Y		10,111.32	\$ 433.16	\$ 173.94	533.53	1,248.00	167.96	\$ 49,463.11	
1	9108	BELMES, FRANCISCO A.	Crane Mechanic II	I	5D	\$ 18.23	\$ 37,918.40	Y		10,419.98	\$ 433.16	\$ 173.94	549.82	2,523.56		\$ 52,018.85	
1	9103	GANON, HERNANDO F.	Crane Mechanic Leader	J	6A	\$ 20.96	\$ 43,638.40	Y		11,991.83	\$ 433.16	\$ 173.94	632.76	1,248.00		\$ 58,118.09	
1	9111	HATTIG, HERBERT G.	Crane Mechanic II	I	5A	\$ 17.69	\$ 36,795.20		10,111.32		\$ 173.94	533.53	3,576.04	359.32	\$ 51,549.35		
1	9113	JARDELEZA, RENATO G.	Crane Mechanic II	I	5A	\$ 17.69	\$ 36,795.20	Y		10,111.32	\$ 433.16	\$ 173.94	533.53	1,248.00		\$ 49,295.15	
1	9114	JESUS, JESSIP M.	Crane Mechanic I	G	4D	\$ 13.48	\$ 28,038.40	Y		7,704.95	\$ 433.16	\$ 173.94	406.56		\$ 36,757.01		
1	9105	LAU, ROBERT D.	Crane Mechanic II	I	5A	\$ 17.69	\$ 36,795.20		10,111.32		\$ 173.94	533.53	1,560.00	167.96	\$ 49,341.95		
1	9106	NIU, EFREN B.	Crane Mechanic II	I	5A	\$ 17.69	\$ 36,795.20	Y		10,111.32	\$ 433.16	\$ 173.94	533.53	1,248.00	167.96	\$ 49,463.11	
1	9112	REYES, RANDY S.N.	Crane Mechanic II	I	5B	\$ 17.87	\$ 37,169.60	Y		10,214.21	\$ 433.16	\$ 173.94	538.96		\$ 48,529.87		
1	9116	SEPULIA, BARTOLOME B.	Crane Mechanic II	I	4D	\$ 17.51	\$ 36,420.80	Y		10,008.44	\$ 433.16	\$ 173.94	528.10	1,560.00		\$ 49,124.44	
1	9110	SONTILLANOSA, JULIETO A.	Crane Mechanic II	I	5A	\$ 17.69	\$ 36,795.20	Y		10,111.32	\$ 433.16	\$ 173.94	533.53	2,523.56		\$ 50,570.71	
1	9104	TOPASNA, PETER L.G.	Crane Mechanic II	I	6A	\$ 18.41	\$ 38,292.80		10,522.86		\$ 173.94	555.25	1,248.00	167.96	\$ 50,960.81		
1	9100	YAP, JULIO D.	Crane Mechanic Supervisor	K	9C	\$ 27.50	\$ 57,200.00		15,718.56		\$ 173.94	829.40	2,860.78		\$ 76,782.68		
1	9101	VACANT	Crane Mechanic Leader	J	2C	\$ 18.26	\$ 37,972.00										
1	9117	VACANT	Crane Mechanic II	I	3A	\$ 18.34	\$ 33,987.20										
1	9117	NEW	Crane Mechanic II	I	3A	\$ 18.34	\$ 33,978.00										
						\$	\$ 605,386.80	\$	46,464.06	\$	90,784.00	\$ 3,898.44	\$ 2,261.22	7242.02	\$ 20,843.04	\$ 1,031.16	\$ 671,975.13
PREVENTIVE MAINTENANCE SECTION (412)																	
1	9300	AFLAGUE, TERRENCE R.	Prev. Maint. Mech. Supervisor	K	7D	\$ 25.65	\$ 53,352.00		14,661.13		\$ 173.94	773.60	1,248.00	167.96	\$ 70,376.63		
1	9318	AQUININGOC, ROGER S.	Preventive Maint. Mechanic	I	5A	\$ 17.69	\$ 36,795.20	Y		10,111.32	\$ 433.16	\$ 173.94	533.53		\$ 48,047.15		
1	9317	CHARFAUROS, LARRY T.	Preventive Maint. Mechanic	I	5A	\$ 17.69	\$ 36,795.20	Y		10,111.32	\$ 433.16	\$ 173.94	533.53	1,560.00	167.96	\$ 49,775.11	
1	9315	ETTLEMAN, CURTIS R.	Preventive Maint. Mechanic	I	5B	\$ 17.87	\$ 37,169.60	Y		10,214.21	\$ 433.16	\$ 173.94	538.96	1,560.00	167.96	\$ 50,257.83	
1	9314	FERNANDEZ, FRANK M.	Preventive Maint. Mechanic	I	5A	\$ 17.69	\$ 36,795.20	Y		10,111.32	\$ 433.16	\$ 173.94	533.53	2,860.78	359.32	\$ 51,267.25	
1	9304	FLORES, RICHARD P.	Preventive Maint. Mechanic	I	5B	\$ 17.87	\$ 37,169.60	Y		10,214.21	\$ 433.16	\$ 173.94	538.96	1,248.00		\$ 49,777.87	
1	9307	MARNAS, JESUS C.	Preventive Maint. Mechanic	I	5A	\$ 17.69	\$ 36,795.20	Y		10,111.32	\$ 433.16	\$ 173.94	533.53		\$ 48,047.15		
1	9309	NARCIS, JERRY I.	Preventive Maint. Mechanic	I	5B	\$ 17.87	\$ 37,169.60	Y		10,214.21	\$ 433.16	\$ 173.94	538.96		\$ 48,529.87		
1	9312	PIOLO, GEORGE E.	Preventive Maint. Mechanic Leader	J	5A	\$ 20.17	\$ 41,953.60	Y		11,528.85	\$ 433.16	\$ 173.94	608.33	2,077.14	215.54	\$ 56,990.56	
1	8312	TOPASNA, DAVID G.	Preventive Maint. Mechanic	I	5A	\$ 17.69	\$ 36,795.20	Y		10,111.32	\$ 433.16	\$ 173.94	533.53	2,077.14	215.54	\$ 50,339.83	
1	9303	TORRES, ALFRED J.	Preventive Maint. Mech. Leader	J	5A	\$ 20.17	\$ 41,953.60		11,528.85		\$ 173.94	608.33	3,576.04	359.32	\$ 58,200.08		
1	9310	VACANT	Automotive Body Worker	H	3B	\$ 14.47	\$ 30,104.00										
						\$	\$ 462,848.00	\$	26,169.98	\$	92,728.07	\$ 3,898.44	\$ 1,913.34	6274.70	\$ 16,207.10	\$ 1,853.60	\$ 581,609.32
FLEET MAINTENANCE SECTION (413)																	
1	9209	ADONAY, WILFREDO B.	Heavy Equipment Mechanic	I	5A	\$ 17.69	\$ 36,795.20	Y		10,111.32	\$ 433.16	\$ 173.94	533.53	2,077.14	215.54	\$ 50,339.83	
1	9208	FAASUAMALIE, IDNATANA	Heavy Equipment Mechanic	I	5B	\$ 17.87	\$ 37,169.60	Y		10,214.21	\$ 433.16	\$ 173.94	538.96		\$ 48,529.87		
1	9212	FLORES, ROY P.C.	Heavy Equipment Mechanic	I	5B	\$ 17.87	\$ 37,169.60	Y		10,214.21	\$ 433.16	\$ 173.94	538.96	2,860.78		\$ 51,390.65	
1	9216	HUDSON, WILLIAM M.	Heavy Equipment Mechanic	I	7D	\$ 19.74	\$ 41,059.20	Y	11,283.07		\$ 173.94	595.36	3,576.04	359.32	\$ 57,046.93		
1	9109	LEON GUERRERO, JOHN J.	Heavy Equipment Mechanic	I	5B	\$ 17.87	\$ 37,169.60	Y		10,214.21	\$ 433.16	\$ 173.94	538.96	2,077.14	215.54	\$ 50,822.55	
1	9200	MANIBUSAN, MARK J.	Heavy Equip. Mech. Superv	K	7D	\$ 25.65	\$ 53,352.00		14,661.13		\$ 173.94	773.60			\$ 68,960.67		
1	9201	MANIBUSAN, MARK J.	Heavy Equip. Mechanic Lsa	J	5A	\$ 20.17	\$ 41,953.60	Y		11,528.85	\$ 433.16	\$ 173.94	608.33	2,018.90		\$ 56,716.78	
1	9203	VACANT	Heavy Equipment Mechanic II	I	3A	\$ 18.34	\$ 33,978.00										
						\$	\$ 318,646.80	\$	25,044.20	\$	52,282.70	\$ 2,165.80	\$ 1,217.58	4127.70	\$ 12,610.00	\$ 790.40	\$ 383,807.26
WELDER SECTION (414)																	
1	9408	AQUA, EARL T.L.	Welder II	I	5C	\$ 18.04	\$ 37,523.20	Y		10,311.38	\$ 433.16	\$ 173.94	544.09	3,576.04	359.32	\$ 52,921.12	
1	9313	AROMIN, RAY D.	Welder II	I	5C	\$ 18.04	\$ 37,523.20	Y		10,311.38	\$ 433.16	\$ 173.94	544.09		\$ 48,985.76		
1	9406	DUENAS, DAVID D.	Welder II	I	5C	\$ 18.04	\$ 37,523.20	Y		10,311.38	\$ 433.16	\$ 173.94	544.09		\$ 48,985.76		
1	9410	FEJERAN, PETE JR. Q.	Welder II	I	5C	\$ 18.04	\$ 37,523.20	Y		10,311.38	\$ 433.16	\$ 173.94	544.09		\$ 48,985.76		
1	9409	MENDIOLA, JESSE C.	Welder II	I	5C	\$ 18.04	\$ 37,523.20	Y		10,311.38	\$ 433.16	\$ 173.94	544.09	1,248.00	187.96	\$ 50,401.72	
1	9402	MENDIOLA, ROY C.	Welder II	I	10B	\$ 21.80	\$ 45,344.00		12,460.53		\$ 173.94	657.49	2,077.14	215.54	\$ 60,928.64		
1	9401	TAITANO, MICHAEL J.	Welder Leader	J	7A	\$ 21.84	\$ 45,427.20		12,483.39		\$ 173.94	658.69	1,248.00		\$ 59,991.23		
1	9405	TAITINGFONG, DON P.	Welder II	I	5D	\$ 18.23	\$ 37,918.40	Y		10,419.98	\$ 433.16	\$ 173.94	549.82	4,076.28	386.10	\$ 53,957.67	
1	9400	TEDTAOTAO, JOSE M.	Welder Supervisor	K	7D	\$ 25.65	\$ 53,352.00	Y		14,661.13	\$ 433.16	\$ 173.94	773.60		\$ 69,393.83		
						\$	\$ 369,657.00	\$	24,043.93	\$	76,637.98	\$ 3,032.12	\$ 1,565.46	5360.04	\$ 12,225.48	\$ 1,128.02	\$ 494,551.50
FACILITY MAINTENANCE DIVISION																	
Building Maintenance Superintendent's Office (420)																	
1	8001	RAGASA, JOE A.	Building Maint. Superintendent	M	6D	\$ 34.06	\$ 70,842.72		19,467.58		\$ 173.94	1027.22			\$ 91,511.46		
						\$	\$ 70,842.72	\$	19,467.58	\$	\$ 173.94	1027.22	\$		\$ 91,511.46		
BUILDING MAINTENANCE SECTION (421)																	
1	8304	AGUON, ANTHONY J.	Building Maintenance Leader	I	5D	\$ 18.23	\$ 37,918.40	Y		10,419.98	\$ 433.16	\$ 173.94	549.82	3,578.04	359.32	\$ 53,430.65	
1	8305	CUNANAN, MARCELINO E.	Carpenter II	H	5D	\$ 15.99	\$ 33,259.20	Y		9,139.63	\$ 433.16	\$ 173.94	482.28	1,560.00	167.96	\$ 45,216.15	
1	8325	DIAZ, LUIS M.	Painter I	E	7A	\$ 11.34	\$ 23,587.20	Y		6,481.76	\$ 433.16	\$ 173.94	342.01	1,248.00	167.96	\$ 32,434.04	
1	8326	GUMATAOTAO, SHAUN R.	Maintenance Worker I	E	6B	\$ 11.01	\$ 22,900.80	Y	5	6,293.14	\$ 433.16	\$ 173.94	332.06	1,248.00	167.96	\$ 31,549.06	

PORT AUTHORITY OF GUAM
JOSE D. LEON GUERRERO COMMERCIAL PORT
(ALL EMPLOYEES ARE FUNDED BY PAG REVENUES)
FY-2010 APPROVED STAFFING PATTERN
AS OF JUNE 30, 2010

*As of 6/30/2010

Position Number	NAME	POSITION TITLE	Pay Grade	Grad Step	Hourly Rate	Annual Income	P C	RET-DB	RET-DC	RET-DDI	LIFE	MEDICARE	MEDICAL	DENTAL	TOTAL
1	8318	INCIONG, MAMERTO P.	Painter I	E 17A	\$ 16.89	\$ 35,131.20		0.27		18.88	6.89	1.45%			
1	8311	MARQUEZ, FELICIANO F.	Plumber II	H 5D	\$ 15.99	\$ 33,259.20		0.27		18.88	6.89	1.45%			
1	8310	MUNOZ, JOAQUIN G.	Plumber II	H 10B	\$ 19.12	\$ 39,769.60		10,928.89							
1	8300	MUNOZ, RAYMOND C.	Building Maintenance Supervisor	K 8C	\$ 24.40	\$ 50,752.00	Y		13,946.65	433.16	173.94	576.66	1,248.00	167.06	52,864.85
1	8313	PEREZ, MELCHOR B.D.	Plumber II	H 6A	\$ 16.15	\$ 33,592.00	Y		9,231.08	433.16	173.94	735.90	1,248.00	359.32	69,977.01
1	8308	SAN NICOLAS, ANTHONY N.	Carpenter II	H 5A	\$ 15.52	\$ 32,281.60	Y		8,870.98	433.16	173.94	487.08	1,248.00		43,917.27
1	8302	TAITANO, DAVID C.	Building Maintenance Lead	I 8D	\$ 20.54	\$ 42,723.20		11,740.34			173.94	619.49	1,560.00	167.06	56,984.92
1	8324	TASS, JOHN E.	Plumber I	G 4C	\$ 13.34	\$ 27,747.20		7,624.93			173.94	402.33	2,077.14	215.54	38,241.08
1	8317	TIRADOR, LEO D.	Painter I	E 10A	\$ 12.78	\$ 26,582.40	Y		7,304.84	433.16	173.94	385.44			34,879.79
1	8316	VACANT	Painter II	E 4C	\$ 10.27	\$ 21,356.00									
1		NEW	Plumber II	H 3B	\$ 14.47	\$ 30,104.00									
						\$ 490,984.00		\$ 49,087.83	\$ 71,688.07	\$ 3,465.28	\$ 2,261.22	\$ 6372.81	\$ 18,901.22	\$ 1,773.08	\$ 593,054.21
14		JANITORIAL SERVICES SECTION (422)													
1	8202	CRUZ, LORENZO S.	Maintenance Custodian	C 14D	\$ 11.88	\$ 24,710.40	Y		6,790.42	433.16	173.94	358.30	1,560.00		34,026.22
1	8204	TORRES, SYLVESTRE S.	Maintenance Custodian	C 8D	\$ 8.64	\$ 17,971.20	Y		4,938.49	433.16	173.94	260.58	2,860.78	359.32	28,997.47
1	8200	Camacho, Joseph T.	Maintenance Custodian Supervisor (LTD)												
1	8203	VACANT	Maintenance Custodian Leader	D 3A	\$ 8.48	\$ 17,647.00									
						\$ 60,328.60		\$ -	\$ 11,728.00	\$ 886.32	\$ 347.88	\$ 618.88	\$ 4,420.78	\$ 359.32	\$ 61,023.00
4		ELECTRICAL/REFRIGERATION SECTION (423)													
1	8100	CAMACHO, KENNETH N.	Electrician Supervisor	K 8A	\$ 25.90	\$ 53,872.00		14,804.03			173.94	781.14	4,076.28	386.10	74,083.49
1	8112	CRUZ, KATHERINE J.S.	Electrician II	I 7B	\$ 19.35	\$ 40,248.00	Y		11,060.15	433.16	173.94	583.60	1,560.00	167.06	54,226.81
1	8307	CRUZ, RONNIE J.	Electrician II	I 7D	\$ 19.74	\$ 41,059.20		11,283.07			173.94	595.36			53,111.57
1	8124	MANIBUSAN JR., ATANACIO C	Electrician Leader	J 6B	\$ 21.19	\$ 44,075.20		12,111.86			173.94	639.09	1,560.00	167.06	58,728.06
1	8125	RODRIGUEZ, CHRIS J.	Refrigeration Mechanic II	I 4C	\$ 17.35	\$ 36,088.00	Y		9,916.98	433.16	173.94	523.28			47,135.36
1	8111	RODRIGUEZ, CHRIS J.	Refrigeration Mechanic II	I 7A	\$ 19.15	\$ 39,842.00	Y		10,948.58	433.16	173.94	577.71	1,560.00		53,535.39
1	8111	SAN MIGUEL, JOSEPH F.	Electrician II	I 4C	\$ 17.35	\$ 36,088.00	Y		9,916.98	433.16	173.94	523.28			47,135.36
1	8121	SAN NICOLAS, DAVID R.	Refrigeration Mechanic I	G 2C	\$ 12.32	\$ 25,630.00	Y		7,043.12			371.63			33,044.76
1	8126	VACANT	Refrigeration Mechanic I	G 5A	\$ 13.61	\$ 28,308.80									
1	8114	VACANT	Electrician II	I 5C	\$ 18.04	\$ 37,523.20									
1		NEW	Refrigeration Mechanic II	I 3A	\$ 16.34	\$ 33,978.00									
1		NEW	Refrigeration Mechanic II	I 3A	\$ 16.34	\$ 33,978.00									
						\$ 346,646.40		\$ 38,198.96	\$ 38,968.84	\$ 1,299.48	\$ 1,043.64	\$ 4071.81	\$ 8,756.28	\$ 722.02	\$ 373,875.42
9		MAINTENANCE CONTROL SECTION (430)													
1	7102	AFLAGUE, ALEXANDER J.	Planner Work Coordinator	I 4C	\$ 17.34	\$ 36,067.20	Y		9,911.27	433.16	173.94	522.97	1,661.92	215.54	48,986.00
1	7100	OKAZAKI, FRANCISCO C.	Planner Work Coordinator	I 4C	\$ 17.34	\$ 36,067.20	Y		9,911.27	433.16	173.94	522.97			47,108.54
1	7102	QUENGA, SHANNON T.	Planner Work Coordinator	I 4D	\$ 17.51	\$ 36,420.80	Y		10,008.44	433.16	173.94	528.10	2,077.14	215.54	49,857.12
						\$ 108,555.20		\$ -	\$ 29,830.97	\$ 1,299.48	\$ 521.82	\$ 1574.05	\$ 3,739.06	\$ 431.08	\$ 145,951.68
3		CORPORATE SERVICES (600)													
1	600	LEON, VIVIAN C.	Corporate Services Manager	P 5B	\$ 48.98	\$ 101,878.40		27,996.18			173.94		3,261.18	386.10	133,695.80
1	601	MAFNAS, ANTOINETTE M.	Administrative Svcs. Officer	K 4C	\$ 22.54	\$ 46,883.20		12,883.50			173.94	679.81			60,620.45
						\$ 148,761.60		\$ 40,879.69	\$ -	\$ -	\$ 347.88	\$ 679.81	\$ 3,261.18	\$ 386.10	\$ 194,316.25
2		GENERAL ADMINISTRATION (610)													
1	620	DELGADO, CECILIA S.	Administrative Svcs. Officer	K 4A	\$ 22.00	\$ 45,947.20		12,626.29			173.94	666.23	1,560.00		60,973.66
1	6001	LEON GUERRERO, JOHN L.	Clerk III	C 4B	\$ 7.82	\$ 16,285.60	Y		4,469.79	433.16	173.94	235.85			21,578.34
1	706	QUINTANILLA, KENNETH J.	Administrative Assistant	G 9B	\$ 16.12	\$ 33,529.60		9,213.93			173.94	486.18	3,576.04	359.32	47,339.01
1	621	VACANT	Clerk III	C 4B	\$ 7.82	\$ 16,285.60						0.00			
1		NEW	Records Management Officer	G 3D	\$ 12.06	\$ 25,937.00									
						\$ 138,945.00		\$ 21,840.22	\$ 4,469.79	\$ 433.16	\$ 521.82	\$ 1388.26	\$ 5,138.04	\$ 359.32	\$ 129,891.02
4		HUMAN RESOURCES (620)													
1	807	ARRIOLA, FRANCES T.	Personnel Specialist IV	L 5A	\$ 26.21	\$ 54,516.80		14,981.22			173.94	790.49	1,248.00	167.96	71,878.41
1	104	CEPEDA, SHAWN B.	Personnel Specialist II	I 5B	\$ 17.87	\$ 37,169.60	Y		10,214.21	433.16	173.94	538.96			48,529.87
1	808	DUENAS, EVANGELINE O.	Personnel Assistant	E 7A	\$ 11.34	\$ 23,587.20	Y		6,481.76	433.16	173.94	342.01	2,077.14	215.54	33,310.76
1	803	NEDEDOG, CARMELITA C.	Personnel Specialist III	J 7A	\$ 21.84	\$ 45,427.20	Y		12,483.39	433.16	173.94	658.89	1,560.00	167.96	60,904.35
1	800	ROCIO, FRANCINE T.	Personnel Svcs. Administr	N 5B	\$ 34.40	\$ 71,552.00		19,662.49			173.94	1037.50			92,425.93
1	2207	NEW-VACANT	Personnel Specialist IV	L 2C	\$ 23.73	\$ 49,349.00									
						\$ 281,601.80		\$ 34,643.71	\$ 29,179.36	\$ 1,299.48	\$ 860.70	\$ 3307.67	\$ 4,885.14	\$ 551.46	\$ 307,040.32
6		PROCUREMENT/SUPPLY DIVISION (630) (631)													
1	2102	BENAVENTE, MARIE C.	Buyer Supervisor	J 5B	\$ 20.37	\$ 42,369.60		11,643.17			173.94	614.36			54,901.07
1	2000	JAVIER, ALMA B.	Procurement & Supply Manager	N 4C	\$ 33.30	\$ 69,451.20		19,085.19			173.94	1007.04	4,076.28		93,793.65
1	2103	NEDEDOG, EDA LOUISE T.	Buyer II	E 11C	\$ 14.02	\$ 29,168.98	Y		8,015.61	433.16	173.94	422.95	4,076.28	386.10	42,678.92
1	2104	WUSSTIG, PEARI ANGEL C.	Buyer II	E 11C	\$ 14.16	\$ 29,460.91	Y		8,095.86	433.16	173.94	427.18	1,248.00	167.96	40,007.01
						\$ 170,450.99		\$ 30,728.36	\$ 16,111.47	\$ 866.32	\$ 895.76	\$ 2471.53	\$ 9,400.56	\$ 554.06	\$ 231,278.65
4		SUPPLY SECTION(632)													

PORT AUTHORITY OF GUAM
JOSE D. LEON GUERRERO COMMERCIAL PORT
(ALL EMPLOYEES ARE FUNDED BY PAG REVENUES)
FY-2010 APPROVED STAFFING PATTERN
AS OF JUNE 30, 2010

*As of 8/30/2010

Position Number	NAME	POSITION TITLE	Pay Grade	Grad Step	Hourly Rate	Annual Income	P C	RET-DB 0.27	RET-DC 0.27	RET-DDI 16.66	LIFE 6.69	MEDICARE 1.45%	MEDICAL	DENTAL	TOTAL
1 2201	CASTRO JR., PETE M.	Supply Technician II	E	9B	\$ 12.40	\$ 25,792.00	Y		7,087.64	\$ 433.16	\$ 173.94	373.98	2,860.78	359.32	\$ 37,080.83
1 626	CRUZ, JOSEPH P.	Clerk III	C	17A	\$ 12.99	\$ 27,019.20	Y		7,424.88	\$ 433.16	\$ 173.94	361.78	1,248.00		\$ 36,690.95
1 2202	DIAZ, MICHAEL B.	Supply Technician II	E	14B	\$ 15.13	\$ 31,470.40		8,648.07		\$ 433.16	\$ 173.94	456.32	1,560.00		\$ 42,308.73
1 2200	DUENAS, GILBERT S.	Supply Supervisor	I	5C	\$ 18.04	\$ 37,523.20	Y		10,311.38	\$ 433.16	\$ 173.94	544.09			\$ 48,985.76
						\$ 121,804.80		\$ 8,648.07	\$ 24,823.89	\$ 1,299.48	\$ 695.76	1766.17	\$ 5,698.78	\$ 359.32	\$ 165,066.27
ENGINEERING DIVISION (640)															
1 8120	CONDE, ENRIQUE S.	Engineer I	J	5A	\$ 20.17	\$ 41,953.60		11,528.85			\$ 173.94	608.33	1,560.00		\$ 55,824.72
1 581	DELOS SANTOS, SIMEON S.	Engineer Manager	O	7B	\$ 42.47	\$ 88,337.60		24,275.17			\$ 173.94	1280.90			\$ 114,067.61
1 589	HOPKINS, ARTHUR D.	Planner Work Coordinator	I	4C	\$ 17.34	\$ 36,067.20	Y		9,911.27	\$ 433.16	\$ 173.94	522.97	2,523.56	251.68	\$ 49,883.78
1 587	MANGUBAT, RUDEL J.	Engineer II	K	7B	\$ 25.14	\$ 52,291.20		14,369.62			\$ 173.94	758.22	4,076.28	386.10	\$ 72,055.36
	NEW	Administrative Assistant	G	4C	\$ 13.34	\$ 27,754.00									
						\$ 246,403.60		\$ 50,173.84	\$ 9,911.27	\$ 433.16	\$ 695.76	3170.42	\$ 8,150.84	\$ 637.78	\$ 291,831.47
COMMERCIAL DIVISION (650)															
1 702	BLAZ, PETER E.	Program Coordinator II	I	5B	\$ 17.87	\$ 37,169.60	Y		10,214.21	\$ 433.16	\$ 173.94	538.96			\$ 48,529.87
1 703	CARBULLIDO, RITA B.	Program Coordinator I	G	7B	\$ 14.89	\$ 30,971.20	Y		8,510.89	\$ 433.16	\$ 173.94	449.08	3,261.18	386.10	\$ 44,185.55
1 710	LUJAN, FRANK V.	Program Coordinator I	G	11A	\$ 17.28	\$ 35,942.40	Y		9,876.97	\$ 433.16	\$ 173.94	521.16	1,580.00	167.96	\$ 48,675.60
1 700	NELSON, GLENN B.	Commercial Manager	N	6C	\$ 36.15	\$ 75,192.00	Y		20,662.78	\$ 433.16	\$ 173.94	1090.28	2,077.14	215.54	\$ 99,844.83
1 714	PECINA, MARYLYNE R.P.	Program Coordinator III	J	6D	\$ 21.62	\$ 44,969.60	Y		12,357.65	\$ 433.16	\$ 173.94	652.06	4,076.28	386.10	\$ 63,048.70
1 7106	SANCHEZ, DORIS D.	Program Coordinator I	G	11A	\$ 17.28	\$ 35,942.40	Y		9,876.97	\$ 433.16	\$ 173.94	521.16			\$ 46,947.64
						\$ 260,187.20		\$ 71,499.44	\$ 2,598.96	\$ 1,043.64	3772.71	\$ 10,974.60	\$ 1,155.70	\$ 351,232.28	
INFORMATION TECHNOLOGY DIVISION (670)															
1 1003	BLAS, DORIS G.	Computer Operator III	I	8D	\$ 20.54	\$ 42,723.20		11,740.34			\$ 173.94	619.49	1,248.00		\$ 56,504.96
1 1005	BONTO, ARDEN B.	Systems Programmer	L	4D	\$ 25.95	\$ 53,676.00	Y		14,832.60	\$ 433.16	\$ 173.94	782.65	2,077.14	215.54	\$ 72,491.04
1 943	JENKINS, CAROL V.	Administrative Assistant	G	12C	\$ 18.35	\$ 38,168.00		10,488.57			\$ 173.94	553.44	1,580.00	167.96	\$ 51,111.90
1 1001	PEREZ, DENNIS J.	Systems Programmer	L	6B	\$ 27.54	\$ 57,283.20	Y		15,741.42	\$ 433.16	\$ 173.94	830.61	1,248.00		\$ 75,710.33
1 1000	SUK, SOOJA L.	Systems Manager	N	5B	\$ 34.40	\$ 71,552.00		19,662.49			\$ 173.94	1037.50	1,580.00	167.96	\$ 94,153.89
1 1006	Garrido, Annie C.	Administrative Assistant (LTD)		0.00	0.00			-			\$ 173.94				\$ 173.94
						\$ 263,702.40		\$ 41,891.39	\$ 30,574.03	\$ 866.32	\$ 1,043.64	3823.68	\$ 7,693.14	\$ 551.48	\$ 350,146.08
FINANCE DIVISION Controller's Office (675)															
1 902	CONWAY, JOANN B.	General Accounting Supervisor	M	5D	\$ 30.78	\$ 64,022.40	Y		17,593.36	\$ 433.16	\$ 173.94	628.32			\$ 83,151.18
1 910	CRUZ, JACQUELINE A.	Administrative Assistant	G	6C	\$ 14.45	\$ 30,053.00	Y		8,258.56	\$ 433.16	\$ 173.94	435.77	1,560.00	167.96	\$ 41,082.39
1 905	GUEVARA III, JOSE B.	Financial Affairs Controller	N	6C	\$ 36.15	\$ 75,192.00	Y		20,662.76	\$ 433.16	\$ 173.94	1090.28	3,576.04	359.32	\$ 101,487.51
	NEW	Assistant Controller	N	3B	\$ 31.77	\$ 66,077.00									
						\$ 235,344.40		\$ -	\$ 46,514.88	\$ 1,299.48	\$ 521.82	2454.38	\$ 5,136.04	\$ 527.28	\$ 225,721.08
BUDGET OFFICE (140)															
1 532	BAMBA, VINCENT C.	Budget Analyst	J	3C	\$ 19.00	\$ 39,514.00			10,858.45	\$ 433.16	0	572.95	2,523.56	251.68	\$ 54,153.80
						\$ 39,514.00		\$ -	\$ 10,858.45	\$ 433.16	\$ -	572.95	\$ 2,523.56	\$ 251.68	\$ 54,153.80
REVENUE ACCOUNTING SECTION (681)															
1 4305	AFLAGUE, PETER G.	Tariff Technician	E	14A	\$ 14.99	\$ 31,179.20		8,568.04			\$ 173.94	452.10	1,560.00		\$ 41,933.28
1 945	BERMUDES, JASON J.	Tariff Technician	E	12B	\$ 13.98	\$ 29,078.40	Y		7,990.74	\$ 433.16	\$ 173.94	421.64	1,560.00	167.96	\$ 39,825.84
1 956	GUERRERO, MARY E.R.	Accounting Technician I	E	5C	\$ 10.68	\$ 22,214.40					\$ 173.94	322.11	3,576.04	359.32	\$ 26,645.81
1 958	LEON GUERRERO, CHRISTINA	Accounting Technician II	F	9A	\$ 14.00	\$ 29,120.00	Y		8,002.18	\$ 433.16	\$ 173.94	422.24	1,861.92	215.54	\$ 40,028.98
1 956	LEON GUERRERO, JENNIFER A	Tariff Supervisor	I	5C	\$ 17.00	\$ 35,360.00	Y		9,716.93	\$ 433.16	\$ 173.94	512.72	1,560.00	167.96	\$ 47,924.71
1 924	MARTIN, EDGAR R.	Accountant I	I	7D	\$ 19.74	\$ 41,059.20		11,283.07			\$ 173.94	595.38	1,861.92	215.54	\$ 54,989.03
1 940	MUNOZ, PATRICIA T.	Administrative Aide	C	14D	\$ 11.92	\$ 24,793.60	Y		6,813.28	\$ 433.16	\$ 173.94	359.51	1,560.00	167.96	\$ 34,301.45
1 953	PECINA, GEORGE C.	Accounting Technician II	F	12C	\$ 16.09	\$ 33,467.20		9,198.79			\$ 173.94	485.27			\$ 43,323.20
1 957	WESLEY, JOHN B.	Claims Officer	E	11C	\$ 13.57	\$ 28,225.60	Y		7,756.39	\$ 433.16	\$ 173.94	409.27			\$ 36,998.37
	NEW	Accounting Technician III	H	1D	\$ 13.63	\$ 28,359.00									
						\$ 362,856.80		\$ 29,047.90	\$ 40,279.52	\$ 2,165.80	\$ 1,565.48	3980.22	\$ 13,139.88	\$ 1,294.28	\$ 385,970.86
EXPENSE ACCOUNTING SECTION (685)															
1 941	GARCIA, MARYJANE T.	Accountant II	J	6A	\$ 20.98	\$ 43,638.40	Y		11,991.83	\$ 433.16	\$ 173.94	632.78			\$ 56,870.09
1 942	LEON GUERRERO, ANNIE N.	Accountant II	J	6A	\$ 20.98	\$ 43,638.40		11,991.83			\$ 173.94	632.78	2,077.14	215.54	\$ 58,729.61
1 954	MANGLOÑA, ANN T.	Accounting Technician II	F	12C	\$ 16.09	\$ 33,467.20	Y		9,198.79	\$ 433.16	\$ 173.94	485.27	1,560.00	167.96	\$ 45,484.32
1 955	PAYUMO, VIRGINIA C.	Accounting Technician II	F	9D	\$ 14.42	\$ 29,993.60	Y		8,242.24	\$ 433.16	\$ 173.94	434.91			\$ 39,277.85
1 946	ULBENARIO, MIAMI E.	General Accounting Superv	M	4B	\$ 29.00	\$ 60,320.00	Y		16,575.94	\$ 433.16	\$ 173.94	874.64	5,299.06	215.54	\$ 83,892.28
						\$ 211,057.60		\$ 11,991.83	\$ 48,006.80	\$ 1,732.64	\$ 880.70	3080.34	\$ 8,036.20	\$ 598.04	\$ 284,254.14