



PORT OF GUAM
ATURIDAT I PUETTON GUAHAN
Jose D. Leon Guerrero Commercial Port
1026 Cabras Highway, Suite 201, Piti, Guam 96925
Telephone: 671-477-5931/35 Facsimile: 671-477-2689/4445
Website: www.portguam.com



Eddie Baza Calvo
Governor of Guam
Ray Tenorio
Lieutenant Governor

'APR 07 2015

The Honorable Judith T. Won Pat
Speaker
IMina 'Trentai Tres Na Liheslaturan Guahan
155 Hesler Street
Hagatna, Guam 96910

Dear Speaker Won Pat:

Hafa Adai!




Pursuant to Public Law 29-113, Chapter VII, Section 2, the attached report is for the month ending March 31, 2015 for the Port Authority of Guam. I hereby certify, to the best of my knowledge, that the enclosed FY2015 Staffing Patterns Report are accurate.

If you have any questions regarding this matter or need additional information, please feel free to call our office at 477-5931/5 extension 303 or 302.

Sincerely,


LOANNE M.S. BROWN
General Manager

Attachments

Cc: Senator Tom Ada
Public Auditor
Deputy General Manager, *Operations* 
Deputy General Manager, *Admin. & Finance* 
Acting Financial Affairs Controller 

FY-2015
APPROVED STAFFING PATTERN
MARCH 31, 2015

Position Number	NAME	POSITION TITLE	Pay Grad	Grad Step	FY-2015		P C	RET-DB	RET-DC	RET-DDI	LIFE	MEDICARE	MEDICAL	DENTAL	TOTAL	
					Hourly Rate	Annual Income										
								0.30	0.30	19.02	6.83	0.01				
GENERAL MANAGER'S OFFICE (101)																
1	100	BROWN, JOANNE M.	R	7B	\$	62.91	130,861.00	Y		39,376.07	494.52	177.58	1,897.48	1,682.98	225.94	174,715.58
1	113	PANGELINAN, FELIX R.	Q	5D	\$	51.99	108,138.00	Y		32,538.72	494.52	177.58	1,568.00	1,682.98	225.94	144,825.75
1	564	SANTOS, FRANK B.	L	6B	\$	28.95	60,215.00		18,118.69			177.58	873.12	2,400.84	225.94	82,011.17
1	530	DUENAS, MARGRET N.	K	11A	\$	29.19	60,715.20	Y		18,269.20	494.52	177.58	880.37	3,606.72	374.40	84,517.99
1	500	VACANT	Q	2D	\$	46.14	95,967.00			28,876.47	494.52	177.58	1,391.52	1,682.98	225.94	128,816.01
							455,896.20		18,118.69	119,060.47	1,978.08	887.90	6,610.49	11,056.50	1,278.16	614,886.50
HARBOR MASTER (121)																
1	301	YATAR, CHARLENE R.S.	M	7B	\$	32.68	67,965.00		20,450.67			177.58	985.49	2,400.84	225.94	92,205.52
1	302	CRUZ, SONJA L.	I	9B	\$	20.95	43,575.00		13,111.72			177.58	631.84	3,780.14	223.34	61,499.61
1	313	CRUZ, PETER R.	I	12B	\$	23.61	49,108.80	Y		14,776.84	494.52	177.58	712.08	-	-	65,269.82
1	316	AGUON, HELEN	I	11D	\$	23.14	48,131.20	Y		14,482.68	494.52	177.58	697.90	2,400.84	225.94	66,610.66
1	317	PANGELINAN, VINCENT D.	I	13C	\$	24.81	51,606.00		15,528.25			177.58	748.29	-	-	68,060.11
1	314	SABLAN, FRANK J.	I	12B	\$	23.61	49,108.80	Y		14,776.84	494.52	177.58	712.08	-	-	65,269.82
1	315	SANDERS, ANTHONY Q.	I	11D	\$	23.14	48,131.20	Y		14,482.68	494.52	177.58	697.90	-	-	63,983.88
1	9110	YBARRA-REYES, JOVONNE V.	I	8C	\$	20.33	42,293.00	Y		12,725.96	494.52	177.58	613.25	1,682.98	225.94	58,213.23
1	312	QUINATA, JESSICA R.	I	7B	\$	19.35	40,241.00	Y		12,108.52	494.52	177.58	583.49	1,682.98	225.94	55,514.03
1	320	CHARGUALAF, EDWARD Q.	I	6B	\$	18.59	38,671.00	Y		11,636.10	494.52	177.58	560.73	1,682.98	225.94	53,448.85
1	311	TOVES, BENJAMIN A.	I	6B	\$	18.59	38,671.00	Y		11,636.10	494.52	177.58	560.73	1,682.98	225.94	53,448.85
1	300	VACANT	N	4A	\$	32.73	68,079.00									
							585,581.00		49,090.63	106,625.72	3,956.16	1,953.38	7,503.78	15,313.74	1,578.98	703,524.39
PORT POLICE DIVISION (122)																
1	400	AGUERO, DORIS C.	N	10C	\$	42.39	88,180.00	Y		26,533.36	494.52	177.58	1,278.61	2,400.84	225.94	119,290.85
1	103	AGUON, FRANCES C.	I	10C	\$	22.02	45,798.00	Y		13,780.62	494.52	177.58	664.07	3,780.14	223.34	64,918.27
1	2102	TAJERON, MARIE B.	G	17A	\$	21.94	45,645.00		13,734.58			177.58	661.85	3,780.14	223.34	64,222.49
1	937	CRUZ, PAUL A.	I	11A	\$	22.46	46,718.00	Y		14,057.45	494.52	177.58	677.41	2,400.84	225.94	64,751.74
1	710	LUJAN, FRANK V.	I	10C	\$	22.02	45,798.00	Y		13,780.62	494.52	177.58	664.07	2,400.84	225.94	63,541.57
1	410	AGUON, FRANKIE C.	K	14C	\$	33.55	69,784.00	Y		20,998.01	494.52	177.58	1,011.87	-	-	92,465.97
1	413	CAMACHO JR., HIGINIO N.	K	15A	\$	34.23	71,193.00	Y		21,421.97	494.52	177.58	1,032.30	3,780.14	223.34	98,322.85
1	412	FLORES, JESSE B.	K	13A	\$	31.61	65,748.80		19,783.81			177.58	953.36	6,516.90	374.40	93,554.85
1	422	AGUON, JONATHAN L.	I	9D	\$	21.37	44,449.60	Y		13,374.88	494.52	177.58		-	-	58,496.58
1	460	CABRERA, ANGELA M.	I	9B	\$	20.74	43,139.20	Y		12,980.59	494.52	177.58		2,400.84	225.94	59,418.67
1	428	CARAYOAN, DANIEL B.	I	14A	\$	25.31	52,643.00		15,840.28			177.58	763.32	-	-	69,424.18
1	420	ESPLANA, DAVID B. Jr.	I	11A	\$	22.46	46,718.00	Y		14,057.45	494.52	177.58	677.41	2,170.48	223.34	64,518.78
1	2203	GABRIEL, ALBERT A.	I	10B	\$	21.80	45,344.00	Y		13,644.01	494.52	177.58		2,170.48	223.34	62,053.93
1	438	LASISTE, MICHAEL G.	I	10D	\$	22.24	46,259.20	Y		13,919.39	494.52	177.58	670.76	2,400.84	225.94	64,148.23
1	9215	QUICHOCHO-CRUZ, JOY R.	I	13A	\$	24.32	50,589.00	Y		15,222.23	494.52	177.58		2,400.84	225.94	69,110.11
1	421	QUINATA, BENNY M.	I	9D	\$	21.37	44,451.00	Y		13,375.31	494.52	177.58	644.54	4,808.18	277.16	64,228.29
1	426	REYES, THERESA R.	I	8D	\$	20.54	42,723.20	Y		12,855.41	494.52	177.58	619.49	2,170.48	223.34	59,264.02
1	452	SALAS, ERIC J.	I	12C	\$	23.84	49,587.20		14,920.79			177.58	719.01	2,170.48	223.34	67,798.40
1	454	SAN NICOLAS, FRANK J.	I	10D	\$	22.24	46,256.00	Y		13,918.43	494.52	177.58	670.71	6,516.90	374.40	68,408.54

FY-2015
APPROVED STAFFING PATTERN
MARCH 31, 2015

Position Number	NAME	POSITION TITLE	Pay Grad	Grad Step	FY-2015		P C	RET-DB 0.30	RET-DC 0.30	RET-DDI 19.02	LIFE 6.83	MEDICARE 0.01	MEDICAL	DENTAL	TOTAL	
					Hourly Rate	Annual Income										
1	429	SANCHEZ, JERRY D	I	13B	\$	24.56	51,095.00		15,374.49			177.58	740.88	2,170.48	223.34	69,781.76
1	458	SANDLIN, JAMES A.	I	10A	\$	21.58	44,895.00	Y		13,508.91	494.52	177.58	650.98	2,170.48	223.34	62,120.80
1	439	QUENGA, JONATHAN J.	I	6D	\$	18.97	39,448.00	Y		11,869.90	494.52	177.58	572.00	2,400.84	225.94	55,188.78
1	436	FRANQUEZ, MICHAEL A P.	G	6B	\$	14.31	29,756.00	Y		8,953.58	494.52	177.58	431.46	1,682.98	225.94	41,722.06
1	465	DUENAS, KEESHA ANN F.	G	6B	\$	14.31	29,756.00	Y		8,953.58	494.52	177.58	431.46	1,682.98	225.94	41,722.06
1	455	LAITAN, RONALD E.	E	20A	\$	19.03	39,576.00	Y		11,908.42	494.52	177.58		6,516.90	374.40	59,047.82
1	464	AKIMA, RODNEY F.	E	10C	\$	13.04	27,123.20	Y		8,161.37	494.52	177.58	393.29	6,516.90	374.40	43,241.26
1	442	DUENAS, GERARD M.	E	14B	\$	15.13	31,470.40	Y		9,469.44	494.52	177.58	456.32	-	-	42,068.26
1	456	TERLAJE, BRANDON C.	E	11B	\$	13.43	27,938.00	Y		8,406.54	494.52	177.58	405.10	2,400.84	225.94	40,048.53
1	435	HOCOG, ELTON JOHN O.	E	6A	\$	10.90	22,669.00	Y		6,821.10	494.52	177.58	328.70	1,682.98	225.94	32,399.82
1	443	MOVIDA, DARYL M.	E	5A	\$	10.47	21,785.00	Y		6,555.11	494.52	177.58	315.88	1,682.98	225.94	31,237.01
1	424	BALBAS, JAZZMIN J. G.	E	5A	\$	10.47	21,785.00	Y		6,555.11	494.52	177.58	315.88	1,682.98	225.94	31,237.01
1	467	SANTOS, JERICHO B.	E	5A	\$	10.47	21,785.00	Y		6,555.11	494.52	177.58	315.88	1,682.98	225.94	31,237.01
1	402	RABAGO, ROSE N.														
1	411	TAIMANGLO, JESSE C.														
1	468	VACANT	E	5A	\$	10.47	21,785.00			6,555.11	494.52	177.58	315.88	1,682.98	225.94	31,237.01
1	432	VACANT	K	5D	\$	23.69	49,266.00									
1	433	VACANT	I	3C	\$	16.66	34,661.00									
1		NEW	E	5A	\$	10.47	21,785.00									
1		NEW	E	5A	\$	10.47	21,785.00									
1		NEW	E	5A	\$	10.47	21,785.00									
1		NEW	E	5A	\$	10.47	21,785.00									
1		NEW	E	5A	\$	10.47	21,785.00									
1		NEW	E	5A	\$	10.47	21,785.00									
1		NEW	E	5A	\$	10.47	21,785.00									
1		NEW	E	5A	\$	10.47	21,785.00									
1		NEW	E	5A	\$	10.47	21,785.00									
1		NEW	E	5A	\$	10.47	21,785.00									
							1,723,667.80		79,653.95	348,192.99	13,846.56	5,860.14	17,382.50	86,226.66	7,173.92	1,980,227.52
47																
		SAFETY DIVISION (123)														
1	354	SALAS, PAUL R.	J	13B	\$	28.00	58,248.00		17,526.82			177.58	844.60	1,682.98	225.94	78,705.92
1	4227	CANDOLETA, JOSHUA V.	E	5B	\$	10.58	22,003.00	Y		6,620.70	494.52	177.58	319.04	1,682.98	225.94	31,523.77
1	358	SANTOS, JOHN T.	G	8A	\$	15.34	31,902.00	Y		9,599.31	494.52	177.58	462.58	1,682.98	225.94	44,544.91
1	359	ACFALLE, VINCENT T.	G	4B	\$	13.21	27,479.00	Y		8,268.43	494.52	177.58	398.45	1,682.98	225.94	38,726.90
1	350	VACANT	L	3B	\$	24.44	50,844.00									
1	1602	VACANT	I	2A	\$	15.70	32,653.00									
1	NEW	VACANT	I	2B	\$	15.86	32,979.00			9,923.38	494.52	177.58	478.20	1,682.98	225.94	45,961.60
							256,108.00		17,526.82	34,411.83	1,978.08	887.90	2,502.86	8,414.90	1,129.70	239,463.09
7																
		PLANNING DIVISION (145)														
1	537	HARRIS, DOROTHY P.	N	12B	\$	45.45	94,540.00		28,447.09			177.58	-	-	-	123,164.67
1	7105	PEREZ, DORA J.C.	L	12B	\$	34.97	72,746.00	Y		21,889.27	494.52	177.58	1,054.82	-	-	96,362.19
1	107	JAVELLANA, III JOSE G.	L	13B	\$	36.39	75,700.00	Y		22,778.13	494.52	177.58	1,097.65	-	-	100,247.88
1	102	LIZAMA-ACOSTA, DONNA A.	L	11B	\$	33.61	69,908.80	Y		21,035.56	494.52	177.58	1,013.68	3,606.72	374.40	96,611.26

FY-2015
APPROVED STAFFING PATTERN
MARCH 31, 2015

Position Number	NAME	POSITION TITLE	Pay Grad	Grad Step	FY-2015		P C	RET-DB 0.30	RET-DC 0.30	RET-DDI 19.02	LIFE 6.83	MEDICARE 0.01	MEDICAL	DENTAL	TOTAL
					Hourly Rate	Annual Income									
1	204	ROCIO, FREDERICK	L	8C	\$ 30.12	62,649.60	Y		18,851.26	494.52	177.58	908.42	2,170.48	223.34	85,475.20
1	931	PAULINO, HERMAN T.													
1	200	VACANT	L	2C	\$ 23.73	49,349.00									
						424,893.40		28,447.09	84,554.22	1,978.08	887.90	4,074.56	5,777.20	597.74	501,861.19
7															
		MARKETING/PIO OFFICE (150)													
1	541	PEREZ, PERRY A	I	5D	\$ 18.23	37,909.00	Y		11,406.82	478.40	177.58	549.68	1,682.98	225.94	52,430.40
1	9001	VACANT	G	4C	\$ 13.34	27,754.00									
1	562	VACANT	N	2B	\$ 30.53	63,498.00									
1	563	VACANT	L	2C	\$ 23.73	49,349.00									
						178,510.00		-	11,406.82	478.40	177.58	549.68	1,682.98	225.94	52,430.40
4															
		OPERATIONS DEPARTMENT (300)													
1	3001	SANTOS, JOHN B.	O	13A	\$ 53.39	111,042.00		33,412.54			177.58		-	-	144,632.12
1	5001	UNTALAN, JENNIE C.	I	11B	\$ 22.69	47,195.20	Y		14,201.04	494.52	177.58	684.33	-	-	62,752.67
1	706	QUINTANILLA, KENNETH J.	G	12C	\$ 18.35	38,168.00		11,484.75			177.58	553.44	6,516.90	374.40	57,275.07
1	3005	BORJA, JUAN C.	K	11C	\$ 29.78	61,942.40	Y		18,638.47	494.52	177.58	898.16	-	-	82,151.13
1	3008	CASUPANG, RHRODA B.	I	5B	\$ 17.87	37,162.00	Y		11,182.05	494.52	177.58	538.85	3,606.72	374.40	53,536.11
1		NEW	N	9D	\$ 41.15	85,586.00			25,752.83	494.52	177.58	1,241.00	1,682.98	225.94	115,160.84
						381,095.60		44,897.29	69,774.38	1,978.08	1,065.48	3,915.78	11,806.60	974.74	515,507.94
6															
		STEVEDORE DIVISION (310)													
1	4000	PINAULA, SIMON S.	N	11D	\$ 44.56	92,684.80	Y		27,888.86	494.52	177.58	1,343.93	2,578.68	277.16	125,445.53
1	4002	QUINATA, CORRINA H. C.	G	13A	\$ 18.71	38,916.80	Y		11,710.07	494.52	177.58	564.29	2,170.48	223.34	54,257.08
1	4003	VACANT	I	2A	\$ 15.70	32,653.00			9,825.29	494.52	177.58	473.47	1,682.98	225.94	45,532.78
						164,254.60		-	49,424.21	1,483.56	532.74	2,381.69	6,432.14	726.44	225,235.38
3															
		CARGO HANDLING (312)													
1	4102	TOPASNA, JUNIOR D.N.	J	13C	\$ 28.28	58,831.00		17,702.25			177.58	853.05	-	-	77,563.88
1	4100	ALVAREZ, PATRICK E.	J	11A	\$ 25.61	53,259.00	Y		16,025.63	494.52	177.58	772.26	3,606.72	374.40	74,710.11
1	4105	BLAS, ANTHONY M.	J	12A	\$ 26.64	55,411.20		16,673.23			177.58	803.46	4,808.18	277.16	78,150.81
1	4104	BORJA, JOHN G.	J	12B	\$ 26.91	55,972.80	Y		16,842.22	494.52	177.58		2,400.84	225.94	76,113.90
1	4107	TOPASNA, REED K.S.	J	7A	\$ 21.84	45,420.00	Y		13,666.88	494.52	177.58	658.59	2,170.48	223.34	62,811.39
1	4108	MEEKS, ROBERT L.	J	6B	\$ 21.19	44,084.00	Y		13,264.88	494.52	177.58	639.22	-	-	58,660.19
1	4200	DYDASCO, RICHARD A.S.	H	15B	\$ 23.33	48,526.40		14,601.59			177.58	703.63	2,400.84	225.94	66,635.99
1	4205	MANGLONA, JOAQUIN T.	H	12B	\$ 20.71	43,076.80	Y		12,961.81	494.52	177.58	624.61	6,516.90	374.40	64,226.62
1	4201	SANTOS, GILBERT G.	H	12B	\$ 20.71	43,076.80	Y		12,961.81	494.52	177.58	624.61	-	-	57,335.32
1	4334	QUIDACHAY, GEORGE S.	H	10B	\$ 19.12	39,776.00	Y		11,968.60	494.52	177.58	576.75	-	-	52,993.45
1	4202	SANTOS, WALTER M.	H	12C	\$ 20.91	43,502.00	Y		13,089.75	494.52	177.58	630.78	-	-	57,894.63
1	4320	AGUIGUI, CHRISTOPHER J.	F	13C	\$ 16.75	34,833.00	Y		10,481.25	494.52	177.58	505.08	2,400.84	225.94	49,118.21
1	4340	ATALIG, JOSEPH Q.	F	15B	\$ 17.95	37,345.00	Y		11,237.11	494.52	177.58	541.50	-	-	49,795.71

FY-2015
APPROVED STAFFING PATTERN
MARCH 31, 2015

		FY-2015													
Position			Pay	Grad	Hourly	Annual	P	RET-DB	RET-DC	RET-DDI	LIFE	MEDICARE	MEDICAL	DENTAL	TOTAL
Number	NAME	POSITION TITLE	Grad	Step	Rate	Income	C	0.30	0.30	19.02	6.83	0.01			
1	5335	VACANT			\$ 13.19	27,435.20									
1	5317	VACANT	F	7C	\$ 13.19	27,435.20			8,255.25	494.52	177.58	397.81	1,682.98	225.94	38,669.28
1	5301	VACANT	F	7C	\$ 13.19	27,435.20			8,255.25	494.52	177.58	397.81	1,682.98	225.94	38,669.28
						1,414,320.40		63,509.40	343,979.07	14,341.08	5,860.14	19,038.29	66,953.38	6,212.18	1,874,125.74
39															
		TRANSPORATION(330)													
		Transportation Superintendent's Office													
1	6000	SANTOS, RAYMOND B.	N	13D	\$ 48.25	100,360.00	Y		30,198.32	494.52	177.58	1,455.22	3,780.14	223.34	136,689.12
1	6007	CRUZ, JESUSA A.	G	11A	\$ 17.28	35,948.00	Y		10,816.75	494.52	177.58	521.25	-	-	47,958.10
1	6003	TAJERON, MICHAEL U.	K	16A	\$ 35.62	74,089.60		22,293.56			177.58	1,074.30	2,400.84	225.94	100,261.82
1	6008	CRUZ, FRANKIE R.J.	K	10D	\$ 28.90	60,114.00		18,088.30			177.58	871.65	3,780.14	223.34	83,255.02
1	6201	BAMBA, JOSE P.	J	11C	\$ 26.12	54,329.00		16,347.60			177.58	787.77	1,682.98	225.94	73,550.87
1	6202	TENORIO, PETER S.N.	J	12C	\$ 27.18	56,534.40		17,011.20			177.58	819.75	2,400.84	225.94	77,169.71
1	6301	MENO, JOAQUIN R.	I	16D	\$ 28.24	58,739.20		17,674.63			177.58		4,808.18	277.16	81,676.75
1	6002	LEFEVER, MINA M.	I	5C	\$ 18.04	37,533.00	Y		11,293.68	494.52	177.58	544.23	1,682.98	225.94	51,951.93
1	6215	VACANT	I	4B	\$ 17.17	35,712.00			10,745.74	494.52	177.58	517.82	1,682.98	225.94	49,556.58
						513,359.20		\$ 91,415.29	\$ 63,054.50	1,978.08	1,598.22	6,591.99	22,219.08	1,853.54	702,069.89
9															
		CRANE OPERATOR (331)													
1	6217	BALAJADIA, DERRICK M.	I	13D	\$ 25.06	52,124.80		15,684.35			177.58	755.81	2,578.68	277.16	71,598.38
1	6230	BORDALLO III, ALFREDO T.	I	11C	\$ 22.91	47,652.80		14,338.73			177.58	690.97	6,516.90	374.40	69,751.37
1	6313	CLAROS, PATRICK Q.	I	14B	\$ 25.56	53,164.80	Y		15,997.29	494.52	177.58	770.89	1,682.98	225.94	72,514.00
1	6213	CONCEPCION, ANTHONY M.	I	12A	\$ 23.37	48,609.60	Y		14,626.63	494.52	177.58	704.84	6,516.90	374.40	71,504.47
1	6338	DIEGO, JESSE A.	I	9B	\$ 20.95	43,575.00		13,111.72			177.58	631.84	6,516.90	374.40	64,387.44
1	6222	LORENZO, PETER C.	I	13A	\$ 24.32	50,585.60		15,221.21			177.58	733.49	-	-	66,717.88
1	6227	MALAGA, EDWIN A.	I	15C	\$ 26.87	55,889.60		16,817.18			177.58	810.40	6,516.90	374.40	80,586.06
1	6312	NANGAUTA, JOSEPH J.	I	15A	\$ 26.34	54,787.20		16,485.47			177.58	794.41	-	-	72,244.66
1	6336	NAUTA, KENNETH C.	I	12D	\$ 24.08	50,086.40	Y		15,071.00	494.52	177.58	726.25	-	-	66,555.75
1	6200	QUICHOCHO, PETER T.	I	13C	\$ 24.81	51,604.80	Y		15,527.88	494.52	177.58	748.27	1,682.98	225.94	70,461.97
1	6218	TORRES, GERALD F.	I	13B	\$ 24.56	51,084.80		15,371.42			177.58	740.73	-	-	67,374.53
1	6224	TUDELA, ALBERT I.	I	12B	\$ 23.61	49,108.80		14,776.84			177.58	712.08	3,780.14	223.34	68,778.78
1	6229	YAMASTA, ANTHONY P.	I	12C	\$ 23.84	49,587.20	Y		14,920.79	494.52	177.58	719.01	4,808.18	277.16	70,984.44
1	6225	BABAUTA, GREGORIO L.	I	11D	\$ 23.14	48,134.00	Y		12,475.31	494.52	177.58	697.94	1,682.98	225.94	63,888.28
1	6219	FRANCISCO, ANTHONY R.	I	10D	\$ 22.24	46,256.00	Y		12,475.31	494.52	177.58	670.71	1,682.98	225.94	61,983.05
						752,251.40		121,806.91	101,094.22	3,461.64	2,663.70	10,907.65	43,966.52	3,179.02	1,039,331.05
15															
		EQUIPMENT OPERATOR SECTION (332)													
1	6226	CALIP, ALAN I.	H	14A	\$ 22.20	46,176.00	Y		11,966.67	494.52	177.58	669.55	-	-	59,484.32
1	6351	CRUZ, TED R.	H	14B	\$ 22.42	46,633.60	Y		14,032.05	494.52	177.58	676.19	6,516.90	374.40	68,905.24
1	6311	NEDEDOG, THEODORE T.	H	14B	\$ 22.42	46,633.60	Y		14,032.05	494.52	177.58	676.19	2,170.48	223.34	64,407.76
1	6314	ROBERTO, JR., DAVID S.	H	14C	\$ 22.65	47,112.00	Y		14,176.00	494.52	177.58	683.12	3,606.72	374.40	66,624.34
1	6315	SANCHEZ, KEVIN R.	H	14A	\$ 22.20	46,176.00		13,894.36			177.58	669.55	-	-	60,917.49
1	6349	TAYAMA, JOAQUIN L.G.	H	14A	\$ 22.20	46,176.00		13,894.36			177.58	669.55	2,400.84	225.94	63,544.27

FY-2015
APPROVED STAFFING PATTERN
MARCH 31, 2015

Position Number	NAME	POSITION TITLE	Pay		Hourly Rate		Annual Income		P	RET-DB 0.30	RET-DC 0.30	RET-DDI 19.02	LIFE 6.83	MEDICARE 0.01	MEDICAL	DENTAL	TOTAL
			Grad	Step													
FY-2015																	
DISPATCHER'S SECTION (333)																	
1	6111	BLAS, EUGENE F.S	Mobile Equipment Dispatcher	E	13B	\$ 14.54	30,243.20	Y			9,100.18	494.52	177.58	438.53	2,400.84	225.94	43,080.79
1	6112	PECINA JR., JORGE D.	Mobile Equipment Services	G	21B	\$ 25.99	54,055.00		16,265.15				177.58	783.80	3,606.72	374.40	75,262.65
1	6345	LEON GUERRERO, JOSEPH F.	Mobile Equipment Dispatcher	E	16A	\$ 16.23	33,752.00	Y			10,155.98	494.52	177.58	489.40	3,606.72	374.40	49,050.60
							118,050.20		16,265.15		19,256.16	989.04	532.74	1,711.73	9,614.28	974.74	167,394.03
3																	
MAINTENANCE DIVISION																	
Maintenance Manager's Office (400)																	
1	7000	CANDOLETA, ERNEST G.	Maintenance Manager	O	14B	\$ 56.11	116,708.80		35,117.68				177.58		3,780.14	223.34	156,007.54
1	7005	PANGELINAN, JOAQUIN P.	Manager, Equip. Support Services	L	14B	\$ 37.87	78,773.00	Y			23,702.80	494.52	177.58	1,142.21	2,170.48	223.34	106,683.92
1	7003	BAGAFORO, EVELYN P.	Administrative Officer	I	7C	\$ 19.54	40,643.00		12,229.48				177.58	589.32	2,400.84	225.94	56,266.16
1	7004	LLANES, MARIA T.	Administrative Assistant	G	11C	\$ 17.63	36,671.00	Y			11,034.30	494.52	177.58	531.73	1,682.98	225.94	50,818.05
1	8112	CRUZ, KATHERINE J.S.	Administrative Assistant	G	17C	\$ 22.39	46,562.00	Y			14,010.51	494.52	177.58	675.15	2,400.84	225.94	64,546.53
							319,357.80		47,347.16		48,747.61	1,483.56	887.90	2,938.41	12,435.28	1,124.50	434,322.21
5																	
EQUIPMENT MAINTENANCE (410)																	
Equipment Maintenance Superintendent's Office																	
1	7002	JAVELOSA, JORGE R.	Equip. Maint. Superintendent	N	14A	\$ 48.73	101,358.40		30,498.74				177.58	1,469.70	-	-	133,504.42
							101,358.40		\$ 30,498.74		\$ -	-	177.58	1,469.70	-	-	133,504.42
1																	
CRANE MECHANIC SECTION (411)																	
1	9100	YAP, JULIO D.	Crane Mechanic Supervisor	K	16C	\$ 36.33	75,566.40		22,737.93				177.58	1,095.71	3,606.72	374.40	103,558.74
1	9101	SONTILLANOSA, JULIETO A.	Crane Mechanic Leader	J	9D	\$ 24.36	50,674.00	Y			15,247.81	494.52	177.58	734.77	4,808.18	-	72,136.86
1	9107	AROMIN, GUS ALAN D.	Crane Mechanic II	I	12A	\$ 23.37	48,609.60	Y			14,626.63	494.52	177.58	704.84	1,682.98	225.94	66,522.09
1	9108	BELMES, FRANCISCO A.	Crane Mechanic II	I	12B	\$ 23.61	49,108.80	Y			14,776.84	494.52	177.58	712.08	4,808.18	-	70,078.00
1	9111	HATTIG, HERBERT G.	Crane Mechanic II	I	11C	\$ 22.91	47,652.80		14,338.73				177.58	690.97	6,516.90	374.40	69,751.37
1	9113	JARDELEZA, RENATO G.	Crane Mechanic II	I	9C	\$ 21.16	44,012.80	Y			13,243.45	494.52	177.58	638.19	3,780.14	223.34	62,570.02
1	9105	LAU, ROBERT D.	Crane Mechanic II	I	9A	\$ 20.74	43,139.20		12,980.59				177.58	625.52	2,400.84	225.94	59,549.66
1	9106	NIU, EFREN B.	Crane Mechanic II	I	10B	\$ 21.80	45,344.00	Y			13,644.01	494.52	177.58	657.49	1,682.98	225.94	62,226.52
1	9116	SEPULIA, BARTOLOME B.	Crane Mechanic II	I	9B	\$ 20.95	43,576.00	Y			13,112.02	494.52	177.58	631.85	2,400.84	-	60,392.81
1	9104	TOPASNA, PETER L.G.	Crane Mechanic II	I	11D	\$ 23.14	48,131.20		14,482.68				177.58	697.90	1,682.98	225.94	65,398.28
1	9114	JESUS, JESSIP M.	Crane Mechanic II	I	7B	\$ 19.35	40,241.00	Y			12,108.52	494.52	177.58	583.49	2,170.48	223.34	55,998.93
1	9103	PEREGRINO, ROMEO R.	Crane Mechanic II	I	3A	\$ 16.34	33,978.00	Y			10,223.98	494.52	177.58	492.68	1,682.98	225.94	47,275.68
1	9112	GUZMAN, DUKE S.N.	Crane Mechanic II	I	3A	\$ 16.34	33,978.00	Y			10,223.98	494.52	177.58	492.68	1,682.98	225.94	47,275.68
1	9117	RIVERA, MARK R.	Trades Helper	D	7B	\$ 10.05	20,900.00	Y			6,288.81	494.52	177.58	303.05	2,400.84	225.94	30,790.74
							624,911.80		\$ 64,539.92		\$ 123,496.04	4,945.20	2,486.12	9,061.22	41,308.02	2,777.06	873,525.38
14																	
PREVENTIVE MAINTENANCE SECTION (412)																	
1	9300	AFLAGUE, TERRENCE R.	Prev. Maint. Mech. Supervisor	K	14A	\$ 32.89	68,411.20		20,584.93				177.58		1,682.98	225.94	91,082.63
1	9312	PIOLO, GEORGE E.	Preventive Maint. Mechanic Lead	J	10B	\$ 24.85	51,688.00	Y			15,552.92	494.52	177.58	749.48	3,780.14	223.34	72,665.98

FY-2015
APPROVED STAFFING PATTERN
MARCH 31, 2015

Position Number	NAME	POSITION TITLE	Pay Grad	Grad Step	FY-2015		P C	RET-DB 0.30	RET-DC 0.30	RET-DDI 19.02	LIFE 6.83	MEDICARE 0.01	MEDICAL	DENTAL	TOTAL	
					Hourly Rate	Annual Income										
MAINTENANCE CONTROL SECTION (430)																
1	7107	QUENGA, SHANNON T.	Maintenance Planner	K	6C	\$ 24.40	50,759.00	Y		15,273.38	494.52	177.58	736.01	3,780.14	223.34	71,443.97
1	7100	OKAZAKI, FRANCISCO C	Planner Work Coordinator	I	10C	\$ 22.02	45,801.60	Y		13,781.70	494.52	177.58	664.12	-	-	60,919.52
1	8114	CALVO, KENNETH L.	Planner-Work Coordinator	I	5A	\$ 17.69	36,794.00	Y		11,071.31	494.52	177.58	533.51	2,400.84	225.94	51,697.71
1	8201	VACANT	Maintenance Planner	J	3B	\$ 18.81	39,123.00									
4							172,477.60		-	40,126.40	1,483.56	532.74	1,933.64	6,180.98	449.28	184,061.20
CORPORATE SERVICES (600)																
1	8308	WUSSTIG-PEREZ, BETTY ANN	Administrative Assistant	G	9A	\$ 15.96	33,198.00		9,989.28			177.58	481.37	1,682.98	225.94	45,755.15
1	600	VACANT	Corporate Services Manager	P	2B	\$ 39.67	82,522.00									
2							115,720.00		\$ 9,989.28	\$ -	\$ -	\$ 177.58	\$ 481.37	\$ 1,682.98	\$ 225.94	\$ 45,755.15
GENERAL ADMINISTRATION (610)																
1	601	MAFNAS, ANTOINETTE M.	Administrative Services Officer	K	9C	\$ 27.50	57,196.00		17,210.28			177.58	829.34	3,780.14	223.34	79,416.68
1	540	AYUYU, RONALD A.	Program Coordinator II	I	5D	\$ 18.23	37,909.00	Y		11,406.82	494.52	177.58	549.68	6,516.90	374.40	57,428.90
1	620	PATTERSON, TROY S.	Clerk III	C	7C	\$ 8.90	18,516.00	Y		5,571.46	494.52	177.58	268.48	1,682.98	225.94	26,936.97
1	6001	ECLAVEA, EDNA M.	Clerk III	C	7C	\$ 8.90	18,516.00	Y		5,571.46	494.52	177.58	268.48	1,682.98	225.94	26,936.97
1	8203	LUMANOG, NINIA M.G.	Clerk III	C	5D	\$ 8.30	17,271.00	Y		5,196.84	494.52	177.58	250.43	1,682.98	225.94	25,299.29
1	621	VACANT	Clerk III	C	4B	\$ 7.82	16,270.00									
6							165,678.00		\$ 17,210.28	\$ 27,746.59	1,978.08	887.90	2,166.42	15,345.98	1,275.56	216,018.80
HUMAN RESOURCES (620)																
1	803	NEDEDOG, CARMELITA C.	Personnel Specialist III	J	12B	\$ 26.91	55,976.00	Y		16,843.18	494.52	177.58	811.65	1,682.98	225.94	76,211.85
1	104	CEPEDA, SHAWN B.	Personnel Specialist II	I	12C	\$ 23.84	49,587.20	Y		14,920.79	494.52	177.58	719.01	2,170.48	223.34	68,292.92
1	808	CASTRO, EVANGELINE O.	Personnel Assistant	E	13C	\$ 14.69	30,555.20	Y		9,194.06	494.52	177.58	443.05	1,682.98	223.34	42,770.73
1	627	JENKINS, ARIELL A.V.	Clerk III	C	7D	\$ 8.99	18,702.00	Y		5,627.43	494.52	177.58	271.18	2,400.84	225.94	27,899.49
1	539	VACANT	Personnel Specialist IV	L	2C	\$ 23.73	49,349.00			14,849.11	494.52	177.58	715.56	2,170.48	223.34	67,979.59
1	800	VACANT	Personnel Services Administrat	N	2C	\$ 30.83	64,133.00									
1	807	VACANT	Personnel Specialist IV	L	2C	\$ 23.73	49,349.00									
7							317,651.40		\$ -	\$ 61,434.57	2,472.60	887.90	2,960.46	10,107.76	1,121.90	283,154.59
PROCUREMENT/SUPPLY DIVISION (630) (631)																
1	2000	JAVIER, ALMA B.	Procurement & Supply Manager	N	9D	\$ 41.15	85,586.00		25,752.83			177.58		2,170.48	374.40	114,061.29
1	2103	NEDEDOG, EDA LOUISE T.	Buyer II	G	8C	\$ 15.65	32,543.00	Y		9,792.19	494.52	177.58	471.87	6,516.90	374.40	50,370.46
1	2003	CASTRO, PIA A.	Administrative Assistant	G	7D	\$ 15.19	31,586.00	Y		9,504.23	494.52	177.58	458.00	3,606.72	374.40	46,201.44
1	2004	VACANT	Contract Management Administ	L	5C	\$ 26.73	55,607.00			17,068.55	494.52	177.58	806.30	1,682.98	225.94	76,062.87
1	2104	VACANT	Buyer II	G	4A	\$ 13.08	27,207.00									
5							232,529.00		\$ 25,752.83	\$ 36,364.97	1,483.56	710.32	1,736.17	13,977.08	1,349.14	286,696.07

FY-2015
APPROVED STAFFING PATTERN
MARCH 31, 2015

Position Number	NAME	POSITION TITLE	Pay Grad	Grad Step	FY-2015		P	RET-DB	RET-DC	RET-DDI	LIFE	MEDICARE	MEDICAL	DENTAL	TOTAL
					Hourly Rate	Annual Income									
1	940	VACANT	E	4B	\$ 10.17	21,144.00		0.30	0.30	19.02	6.83	0.01			
4						205,110.40		-	35,472.92	989.04	355.16	1,709.40	1,682.98	225.94	158,324.84
		BUDGET OFFICE (140)													
1	532	BAMBA, VINCENT C.	J	8C	\$ 23.18	48,214.00	Y		14,507.59	494.52	177.58	699.10	2,400.84	225.94	66,719.58
1						48,214.00		\$ -	\$ 14,507.59	494.52	177.58	699.10	2,400.84	225.94	66,719.58
		REVENUE ACCOUNTING SECTION (681)													
1	950	LEON GUERRERO, JENNIFER A.	I	8A	\$ 19.93	41,460.00	Y		12,475.31	494.52	177.58	601.17	1,682.98	225.94	57,117.50
1	4305	AFLAGUE, PETER G.	E	18C	\$ 17.92	37,273.60		11,215.63			177.58	540.47	1,682.98	-	50,890.25
1	945	BERMUDES, JASON J.	E	16D	\$ 16.72	34,777.60	Y		10,464.58	494.52	177.58	504.28	1,682.98	225.94	48,327.48
1	957	SIATAN, JULIE AIDA Y.	E	4D	\$ 10.37	21,569.00	Y		6,490.11	494.52	177.58	312.75	1,682.98	225.94	30,952.88
1	961	TOPASNA, LORETTA LYNN T.	E	8B	\$ 11.92	24,793.00	Y		7,460.21	494.52	177.58	359.50	1,682.98	225.94	35,193.73
1	1452	VACANT	L	2C	\$ 23.73	49,349.00			14,849.11	494.52	177.58	715.56	1,682.98	225.94	67,494.69
1	958	VACANT	G	5A	\$ 13.61	28,312.00									
1	924	VACANT	J	4C	\$ 19.77	41,118.00									
8						278,652.20		11,215.63	51,739.33	2,472.60	1,065.48	3,033.72	10,097.88	1,129.70	289,976.54
		EXPENSE ACCOUNTING SECTION (685)													
1	946	ULBENARIO, MIAMI E.	M	10A	\$ 36.45	75,826.00	Y		22,816.04	494.52	177.58	1,099.48	2,170.48	223.34	102,807.44
1	942	LEON GUERRERO, CHRISTINA N	J	6D	\$ 21.62	44,971.00	Y		13,531.77	494.52	177.58	652.08	2,170.48	223.34	62,220.77
1	941	GARCIA, MARYJANE T.	J	10C	\$ 25.10	52,209.00	Y		15,709.69	494.52	177.58	757.03	-	-	69,347.82
1	955	PAYUMO, VIRGINIA C.	F	13A	\$ 16.42	34,146.00	Y		10,274.53	494.52	177.58	495.12	1,682.98	225.94	47,496.67
1	589	CORDERO, ESTEFANIE ANN C.	F	5B	\$ 12.06	25,083.00	Y		7,547.47	494.52	177.58	363.70	1,682.98	225.94	35,575.20
1	4338	CRUZ, ASHLEY J.	F	6C	\$ 12.67	26,363.00	Y		7,932.63	494.52	177.58	382.26	2,400.84	225.94	37,976.77
1	953	PECINA, GEORGE C.	F	17C	\$ 19.64	40,851.20		12,292.13			177.58	592.34	1,682.98	225.94	55,822.17
1	954	MANGLONA, ANN T.													
1	962	VACANT	J	4C	\$ 19.77	41,118.00									
9						340,567.20		12,292.13	77,812.14	2,967.12	1,243.06	4,342.01	11,790.74	1,350.44	411,246.84
430		Total Positions				17,553,072		1,213,958	3,600,106	136,471	61,620	216,132	775,592	68,143	22,096,731.15