



PORT OF GUAM
ATURIDATI PUETTON GUAHAN
Jose D. Leon Guerrero Commercial Port
1026 Cabras Highway, Suite 201, Piti, Guam 96925
Telephone: 671-477-5931/35 Facsimile: 671-477-2689/4445
Website: www.portguam.com



Eddie Baza Calvo
Governor of Guam
Ray Tenorio
Lieutenant Governor

OCT 22 2014

The Honorable Judith T. Won Pat
Speaker
IMina 'Trentai Dos Na Liheslaturan Guahan
155 Hesler Street
Hagatna, Guam 96910


Dear Speaker Won Pat:

Hafa Adai!



Pursuant to Public Law 29-113, Chapter VII, Section 2, the attached report is for the month ending September 30, 2014 for the Port Authority of Guam. I hereby certify, to the best of my knowledge, that the enclosed FY2014 Staffing Patterns Report are accurate.

If you have any questions regarding this matter or need additional information, please feel free to call our office at 477-5931/5 extension 303 or 302.

Sincerely,


JOANNE M.S. BROWN
General Manager

Attachments

Cc: Senator Tom Ada
Public Auditor
Deputy General Manager, *Operations* 
Deputy General Manager, *Admin. & Finance*
Acting Financial Affairs Controller 

FY-2014
APPROVED STAFFING PATTERN
SEPTEMBER 30, 2014

		FY-2014														
Position Number	NAME	POSITION TITLE	Pay Grad	Grad Step	Hourly Rate	Annual Income	P C	RET-DB 0.30	RET-DC 0.30	RET-DDI 19.02	LIFE 6.83	MEDICARE 0.01	MEDICAL	DENTAL	TOTAL	
GENERAL MANAGER'S OFFICE (101)																
1	100	BROWN, JOANNE M.		R	7B	\$ 62.91	130,861.00	Y		39,376.07	494.52	177.58	1,897.48	1,682.98	225.94	174,715.58
1	113	PANGELINAN, FELIX R.		Q	5D	\$ 51.99	108,138.00	Y		32,538.72	494.52	177.58	1,568.00	1,682.98	225.94	144,825.75
1	500	TAITANO, MARIA D.R.		Q	6C	\$ 53.56	111,414.00	Y		33,524.47	494.52	177.58	1,615.50	1,682.98	225.94	149,135.00
1	564	SANTOS, FRANK B.		L	5A	\$ 26.21	54,511.00		16,402.36		177.58	790.41	2,400.84	225.94	74,508.13	
1	530	DUENAS, MARGRET N.		K	9D	\$ 27.77	57,761.60	Y		17,380.47	494.52	177.58	837.54	3,606.72	374.40	80,632.83
						462,685.60			16,402.36	122,819.74	1,978.08	887.90	6,708.94	11,056.50	1,278.16	623,817.28
HARBOR MASTER (121)																
1	301	YATAR, CHARLENE R.S.		M	7B	\$ 32.68	67,965.00		20,450.67		177.58	985.49	2,400.84	225.94	92,205.52	
1	302	CRUZ, SONJA L.		I	9B	\$ 20.95	43,575.00		13,111.72		177.58	631.84	3,780.14	223.34	61,499.61	
1	313	CRUZ, PETER R.		I	12B	\$ 23.61	49,108.80	Y		14,776.84	494.52	177.58	712.08	-	-	65,269.82
1	316	AGUON, HELEN		I	11D	\$ 23.14	48,131.20	Y		14,482.68	494.52	177.58	697.90	2,400.84	225.94	66,610.66
1	317	PANGELINAN, VINCENT D.		I	13C	\$ 24.81	51,606.00		15,528.25		177.58	748.29	-	-	68,060.11	
1	314	SABLAN, FRANK J.		I	12B	\$ 23.61	49,108.80	Y		14,776.84	494.52	177.58	712.08	-	-	65,269.82
1	315	SANDERS, ANTHONY Q.		I	11D	\$ 23.14	48,131.20	Y		14,482.68	494.52	177.58	697.90	-	-	63,983.88
1	9110	YBARRA-REYES, JOVONNE V.		I	8C	\$ 20.33	42,293.00	Y		12,725.96	494.52	177.58	613.25	1,682.98	225.94	58,213.23
1	312	QUINATA, JESSICA R.		I	6B	\$ 18.59	38,671.00	Y		11,636.10	494.52	177.58	560.73	1,682.98	225.94	53,448.85
1	320	CHARGUALAF, EDWARD Q.		I	6B	\$ 18.59	38,671.00	Y		11,636.10	494.52	177.58	560.73	1,682.98	225.94	53,448.85
1	311	TOVES, BENJAMIN A.		I	6B	\$ 18.59	38,671.00	Y		11,636.10	494.52	177.58	560.73	1,682.98	225.94	53,448.85
1	300	VACANT		N	4A	\$ 32.73	68,079.00			20,484.97	494.52	177.58	987.15	1,682.98	225.94	92,132.14
						584,011.00			49,090.63	126,638.28	4,450.68	2,130.96	8,468.16	16,996.72	1,804.92	793,591.35
PORT POLICE DIVISION (122)																
1	400	AGUERO, DORIS C.		N	10C	\$ 42.39	88,180.00	Y		26,533.36	494.52	177.58	1,278.61	2,400.84	225.94	119,290.85
1	103	AGUON, FRANCES C.		I	9B	\$ 20.95	43,576.00	Y		13,112.02	494.52	177.58	631.85	3,780.14	223.34	61,995.45
1	2102	TAJERON, MARIE B.		G	16A	\$ 21.09	43,864.00		13,198.68		177.58	636.03	3,780.14	223.34	61,879.77	
1	937	CRUZ, PAUL A.		I	10A	\$ 21.58	44,895.00	Y		13,508.91	494.52	177.58	650.98	2,400.84	225.94	62,353.76
1	710	LUJAN, FRANK V.		I	9B	\$ 20.95	43,575.00	Y		13,111.72	494.52	177.58	631.84	2,400.84	225.94	60,617.44
1	410	AGUON, FRANKIE C.		K	14C	\$ 33.55	69,784.00	Y		20,998.01	494.52	177.58	1,011.87	-	-	92,465.97
1	413	CAMACHO JR., HIGINIO N.		K	13C	\$ 32.24	67,059.20	Y		20,178.11	494.52	177.58	972.36	3,780.14	223.34	92,885.25
1	412	FLORES, JESSE B.		K	13A	\$ 31.61	65,748.80		19,783.81		177.58	953.36	6,516.90	374.40	93,554.85	
1	422	AGUON, JONATHAN L.		I	9D	\$ 21.37	44,449.60	Y		13,374.88	494.52	177.58	-	-	58,496.58	
1	460	CABRERA, ANGELA M.		I	9B	\$ 20.74	43,139.20	Y		12,980.59	494.52	177.58	-	2,400.84	225.94	59,418.67
1	428	CARAYOAN, DANIEL B.		I	13A	\$ 24.32	50,585.60		15,221.21		177.58	733.49	-	-	66,717.88	
1	420	ESPLANA, DAVID B. Jr.		I	9D	\$ 21.37	44,451.00	Y		13,375.31	494.52	177.58	644.54	2,170.48	223.34	61,536.77
1	2203	GABRIEL, ALBERT A.		I	9A	\$ 20.74	43,139.20	Y		12,980.59	494.52	177.58	-	2,170.48	223.34	59,185.71
1	438	LASISTE, MICHAEL G.		I	9C	\$ 21.16	44,012.80	Y		13,243.45	494.52	177.58	638.19	2,400.84	225.94	61,193.32
1	433	PADIOS, ROGER S.		I	10C	\$ 22.02	45,801.60	Y		13,781.70	494.52	177.58	664.12	1,682.98	225.94	62,828.44
1	9215	QUICHOCHO-CRUZ, JOY R.		I	11C	\$ 22.91	47,652.80	Y		14,338.73	494.52	177.58	-	2,400.84	225.94	65,290.41
1	421	QUINATA, BENNY M.		I	9B	\$ 20.74	43,139.20	Y		12,980.59	494.52	177.58	625.52	4,808.18	277.16	62,502.74
1	426	REYES, THERESA R.		I	8D	\$ 20.54	42,723.20	Y		12,855.41	494.52	177.58	619.49	2,170.48	223.34	59,264.02
1	452	SALAS, ERIC J.		I	11B	\$ 22.69	47,195.20		14,201.04		177.58	684.33	2,170.48	223.34	64,651.97	

FY-2014
APPROVED STAFFING PATTERN
SEPTEMBER 30, 2014

Position Number	NAME	POSITION TITLE	Pay		FY-2014		P	RET-DB	RET-DC	RET-DDI	LIFE	MEDICARE	MEDICAL	DENTAL	TOTAL
			Grad	Step	Hourly Rate	Annual Income									
								0.30	0.30	19.02	6.83	0.01			
1	454	SAN NICOLAS, FRANK J.	I	9D	\$ 21.37	44,449.60	Y		13,374.88	494.52	177.58	644.52	6,516.90	374.40	66,032.40
1	429	SANCHEZ, JERRY D.	I	12B	\$ 23.61	49,108.80		14,776.84			177.58	712.08	2,170.48	223.34	67,169.12
1	458	SANDLIN, JAMES A.	I	8D	\$ 20.54	42,716.00	Y		12,853.24	494.52	177.58	619.38	2,170.48	223.34	59,254.55
1	439	QUENGA, JONATHAN J.	I	6D	\$ 18.97	39,448.00	Y		11,869.90	494.52	177.58	572.00	2,400.84	225.94	55,188.78
1	436	FRANQUEZ, MICHAEL A.P.	G	6B	\$ 14.31	29,756.00	Y		8,953.58	494.52	177.58	431.46	1,682.98	225.94	41,722.06
1	465	DUENAS, KEESHA ANN F.	G	6B	\$ 14.31	29,756.00	Y		8,953.58	494.52	177.58	431.46	1,682.98	225.94	41,722.06
1	455	LAITAN, RONALD E.	E	20A	\$ 19.03	39,576.00	Y		11,908.42	494.52	177.58		6,516.90	374.40	59,047.82
1	464	AKIMA, RODNEY F.	E	10C	\$ 13.04	27,123.20	Y		8,161.37	494.52	177.58	393.29	6,516.90	374.40	43,241.26
1	442	DUENAS, GERARD M.	E	14B	\$ 15.13	31,470.40	Y		9,469.44	494.52	177.58	456.32	-	-	42,068.26
1	456	TERLAJE, BRANDON C.	E	10B	\$ 12.91	26,852.80	Y		8,080.01	494.52	177.58	389.37	2,400.84	225.94	38,621.05
1	435	HOCOG, ELTON JOHN O.	E	5A	\$ 10.47	21,785.00	Y		6,555.11	494.52	177.58	315.88	1,682.98	225.94	31,237.01
1	443	MOVIDA, DARYL M.	E	5A	\$ 10.47	21,785.00	Y		6,555.11	494.52	177.58	315.88	1,682.98	225.94	31,237.01
1	424	BALBAS, JAZZMIN J. G.	E	5A	\$ 10.47	21,785.00	Y		6,555.11	494.52	177.58	315.88	1,682.98	225.94	31,237.01
1	467	SANTOS, JERICHO B.	E	5A	\$ 10.47	21,785.00	Y		6,555.11	494.52	177.58	315.88	1,682.98	225.94	31,237.01
1	468	TAITANO, JUSTIN S.	E	5A	\$ 10.47	21,785.00	Y		6,555.11	494.52	177.58	315.88	1,682.98	225.94	31,237.01
1	402	RABAGO, ROSE N.													
1	411	TAIMANGLO, JESSE C.													
1	432	VACANT	K	5D	\$ 23.69	49,266.00			14,824.14	494.52	177.58	714.36	1,682.98	225.94	67,385.52
						1,481,419.20		77,181.57	368,577.47	14,835.60	6,215.30	18,320.20	89,592.62	7,625.80	2,063,767.76
37															
		SAFETY DIVISION (123)													
1	354	SALAS, PAUL R.	J	12B	\$ 26.91	55,976.00		16,843.18			177.58	811.65	1,682.98	225.94	75,717.33
1	4227	CANDOLETA, JOSHUA V.	E	5B	\$ 10.58	22,003.00	Y		6,620.70	494.52	177.58	319.04	1,682.98	225.94	31,523.77
1	358	SANTOS, JOHN T.	G	6D	\$ 14.45	30,053.00	Y		9,042.95	494.52	177.58	435.77	1,682.98	225.94	42,112.74
1	359	ACFALLE, VINCENT T.	G	4B	\$ 13.21	27,479.00	Y		8,268.43	494.52	177.58	398.45	1,682.98	225.94	38,726.90
1	350	VACANT	L	3B	\$ 24.44	50,844.00			15,298.96	494.52	177.58	737.24	1,682.98	225.94	69,461.22
1	1602	VACANT	I	2A	\$ 15.70	32,653.00			9,825.29	494.52	177.58	473.47	1,682.98	225.94	45,532.78
						219,008.00		16,843.18	49,056.33	2,472.60	1,065.48	3,175.62	10,097.88	1,355.64	303,074.72
6															
		PLANNING DIVISION (145)													
1	537	HARRIS, DOROTHY P.	N	11A	\$ 43.25	89,960.00		27,068.96			177.58		-	-	117,206.54
1	7105	PEREZ, DORA J.C.	L	12B	\$ 34.97	72,746.00	Y		21,889.27	494.52	177.58	1,054.82	-	-	96,362.19
1	107	JAVELLANA, III JOSE G	L	12A	\$ 34.63	72,026.00	Y		21,672.62	494.52	177.58	1,044.38	-	-	95,415.10
1	102	LIZAMA-ACOSTA, DONNA A.	L	11B	\$ 33.61	69,908.80	Y		21,035.56	494.52	177.58	1,013.68	3,606.72	374.40	96,611.26
1	204	ROCIO, FREDERICK	L	8C	\$ 30.12	62,649.60	Y		18,851.26	494.52	177.58	908.42	2,170.48	223.34	85,475.20
1	931	PAULINO, HERMAN T.													
1	200	VACANT	L	2C	\$ 23.73	49,349.00			14,849.11	494.52	177.58	715.56	1,682.98	225.94	67,494.69
						416,639.40		27,068.96	98,297.83	2,472.60	1,065.48	4,736.85	7,460.18	823.68	558,564.99
7															
		MARKETING/PIO OFFICE (150)													
1	541	PEREZ, PERRY A.	I	4D	\$ 17.51	36,429.00	Y		10,961.49	478.40	177.58	528.22	1,682.98	225.94	50,483.61
1	9001	VACANT	G	4C	\$ 13.34	27,754.00			8,351.18	494.52	177.58	402.43	1,682.98	225.94	39,088.63
1	562	VACANT	N	2B	\$ 30.53	63,498.00			19,106.55	494.52	177.58	920.72	1,682.98	225.94	86,106.29

FY-2014
APPROVED STAFFING PATTERN
SEPTEMBER 30, 2014

		FY-2014													
Position Number	NAME	POSITION TITLE	Pay Grad	Grad Step	Hourly Rate	Annual Income	P C	RET-DB 0.30	RET-DC 0.30	RET-DDI 19.02	LIFE 6.83	MEDICARE 0.01	MEDICAL	DENTAL	TOTAL
1	563	VACANT			\$ 23.73	49,349.00			14,849.11	494.52	177.58	715.56	1,682.98	225.94	67,494.69
4						177,030.00		-	53,268.33	1,961.96	710.32	2,566.93	6,731.92	903.76	243,173.22
OPERATIONS DEPARTMENT (300)															
1	3001	SANTOS, JOHN B.			\$ 53.39	111,042.00		33,412.54			177.58		-	-	144,632.12
1	5001	UNTALAN, JENNIE C.			\$ 22.69	47,195.20	Y		14,201.04	494.52	177.58	684.33	-	-	62,752.67
1	706	QUINTANILLA, KENNETH J.			\$ 18.35	38,168.00		11,484.75			177.58	553.44	6,516.90	374.40	57,275.07
1	3005	BORJA, JUAN C.			\$ 29.78	61,942.40	Y		18,638.47	494.52	177.58	898.16	-	-	82,151.13
1	3008	CASUPANG, RHODA B.			\$ 17.17	35,712.00	Y		10,745.74	494.52	177.58	517.82	3,606.72	374.40	51,628.78
						294,059.60		44,897.29	43,585.24	1,483.56	887.90	2,653.76	10,123.62	748.80	398,439.77
5															
STEVEDORE DIVISION (310)															
1	4000	PINAULA, SIMON S.			\$ 42.39	88,171.20	Y		26,530.71	494.52	177.58	1,278.48	2,578.68	277.16	119,508.34
1	4002	QUINATA, CORRINA H. C.			\$ 17.81	37,044.80	Y		11,146.78	494.52	177.58	537.15	2,170.48	223.34	51,794.65
1	4003	REYES, CALLEN C.			\$ 21.16	44,012.80	Y		13,243.45	494.52	177.58	638.19	3,606.72	374.40	62,547.66
						169,228.80		-	50,920.95	1,483.56	532.74	2,453.82	8,355.88	874.90	233,850.64
3															
CARGO HANDLING (312)															
1	4102	TOPASNA, JUNIOR D.N.			\$ 26.91	55,976.00		16,843.18			177.58	811.65	-	-	73,808.41
1	4108	ALVAREZ, PATRICK E.			\$ 24.12	50,172.00	Y		15,096.75	494.52	177.58	727.49	3,606.72	374.40	70,649.47
1	4105	BLAS, ANTHONY M.			\$ 25.35	52,728.00		15,865.86			177.58	764.56	4,808.18	277.16	74,621.33
1	4104	BORJA, JOHN G.			\$ 25.61	53,259.00	Y		16,025.63	494.52	177.58		2,400.84	225.94	72,583.51
1	4107	TOPASNA, REED K.S.			\$ 21.84	45,420.00	Y		13,666.88	494.52	177.58	658.59	2,170.48	223.34	62,811.39
1	4200	DYDASCO, RICHARD A.S.			\$ 22.42	46,633.60		14,032.05			177.58	676.19	2,400.84	225.94	64,146.20
1	4205	MANGLONA, JOAQUIN T.			\$ 19.90	41,391.00	Y		12,454.55	494.52	177.58	600.17	6,516.90	374.40	62,009.12
1	4226	MEEKS, ROBERT L.			\$ 19.90	41,391.00	Y		12,454.55	494.52	177.58	600.17	-	-	55,117.82
1	4201	SANTOS, GILBERT G.			\$ 20.71	43,076.80	Y		12,961.81	494.52	177.58	624.61	-	-	57,335.32
1	4320	AGUIGUI, CHRISTOPHER J.			\$ 15.01	31,221.00	Y		9,394.40	494.52	177.58	452.70	2,400.84	225.94	44,366.98
1	4316	AGUON, JOSEPH J.			\$ 17.08	35,526.40	Y		10,689.89	494.52	177.58	515.13	-	-	47,403.53
1	4340	ATALIG, JOSEPH Q.			\$ 16.91	35,172.80	Y		10,583.50	494.52	177.58	510.01	-	-	46,938.40
1	4329	BABAUTA, SAMMY Q.			\$ 15.93	33,142.00	Y		9,972.43	494.52	177.58	480.56	2,400.84	225.94	46,893.87
1	4347	BENITO, CHRISTOPHER J.			\$ 14.86	30,912.00	Y		9,301.42	494.52	177.58	448.22	1,682.98	225.94	43,242.66
1	4301	CEPEDA JR, FRANK V.A.			\$ 17.08	35,526.40	Y		10,689.89	494.52	177.58	515.13	-	-	47,403.53
1	4304	CRUZ, BENNY G.			\$ 17.08	35,526.40	Y		10,689.89	494.52	177.58	515.13	1,682.98	225.94	49,312.45
1	4346	DATUIN, NORBERTO G.			\$ 14.42	30,003.00	Y		9,027.90	494.52	177.58	435.04	1,682.98	225.94	42,046.97
1	4317	DEFENSOR, ROMY C.			\$ 17.08	35,526.40	Y		10,689.89	494.52	177.58	515.13	4,808.18	-	52,211.71
1	4513	FLORES, JESSE J.			\$ 15.93	33,142.00	Y		9,972.43	494.52	177.58	480.56	4,808.18	277.16	49,352.43
1	4306	MESA, JOSEPH K.			\$ 16.75	34,840.00	Y		10,483.36	494.52	177.58	505.18	-	-	46,500.64
1	4318	NAPUTI, ARTHUR A.			\$ 17.25	35,880.00	Y		10,796.29	494.52	177.58	520.26	2,578.68	277.16	50,724.49
1	4311	PEREZ, CHAUNCY J.			\$ 17.08	35,526.40	Y		10,689.89	494.52	177.58	515.13	2,400.84	225.94	50,030.31
1	4322	PINEDA, BENJAMIN B.			\$ 16.58	34,486.40	Y		10,376.96	494.52	177.58	500.05	2,400.84	225.94	48,662.29
1	4323	QUIDACHAY, GEORGE S.			\$ 17.08	35,526.40	Y		10,689.89	494.52	177.58	515.13	-	-	47,403.53
1	4336	QUINATA, JEFFREY J.			\$ 16.91	35,172.80	Y		10,583.50	494.52	177.58	510.01	-	-	46,938.40

FY-2014
APPROVED STAFFING PATTERN
SEPTEMBER 30, 2014

		FY-2014														
Position Number	NAME	POSITION TITLE	Pay Grad	Grad Step	Hourly Rate	Annual Income	P C	RET-DB 0.30	RET-DC 0.30	RET-DDI 19.02	LIFE 6.83	MEDICARE 0.01	MEDICAL	DENTAL	TOTAL	
1	4309	ROBERTO, JOSEPH B.	Stevedore	F	13D	\$ 16.91	35,172.80	Y		10,583.50	494.52	177.58	510.01	2,400.84	225.94	49,565.18
1	4337	SALAS, CHRISTOPHER P.	Stevedore	F	14B	\$ 17.25	35,880.00	Y		10,796.29	494.52	177.58	520.26	-	-	47,868.65
1	4303	SANCHEZ, RUDY Q.	Stevedore	F	13D	\$ 16.91	35,172.80	Y		10,583.50	494.52	177.58	510.01	-	-	46,938.40
1	4315	SANCHEZ, THADDEUS J.N.	Stevedore	F	13C	\$ 16.75	34,840.00	Y		10,483.36	494.52	177.58	505.18	-	-	46,500.64
1	4328	TOPASNA, RENE L.	Stevedore	F	14A	\$ 17.08	35,526.40	Y		10,689.89	494.52	177.58	515.13	2,400.84	225.94	50,030.31
1	4313	TAIANAO, DOMINIC D.A.	Stevedore	F	11C	\$ 15.46	32,167.00	Y		9,679.05	494.52	177.58	466.42	-	-	42,984.57
1	4222	QUIDACHAY, JOHN G.	Stevedore	F	16C	\$ 18.87	39,250.00	Y		11,810.33	494.52	177.58	569.13	4,808.18	277.16	57,386.89
1	4327	ESTEVEZ, BENNY JOHN C.	Stevedore	F	8C	\$ 13.72	28,547.00	Y		8,172.74	494.52	177.58	413.93	1,682.98	225.94	39,714.70
1	4343	SANTOS, KENNETH A.	Stevedore	F	8D	\$ 13.86	28,832.00	Y		8,172.74	494.52	177.58	418.06	1,682.98	225.94	40,003.83
1	4342	GUERRERO, PETERSON F.	Stevedore	F	7B	\$ 13.06	27,161.00	Y		8,172.74	494.52	177.58	393.83	1,682.98	225.94	38,308.60
1	4348	SALAS, PHILLIP A.	Stevedore	F	8D	\$ 13.86	28,832.00	Y		8,675.55	494.52	177.58	418.06	1,682.98	225.94	40,506.63
1	4307	GUERRERO, JEROME PETER P.	Stevedore	F	8D	\$ 13.86	28,832.00	Y		8,675.55	494.52	177.58	418.06	1,682.98	225.94	40,506.63
1	4326	SANCHEZ, JESSE G.	Stevedore	F	8D	\$ 13.86	28,832.00	Y		8,675.55	494.52	177.58	418.06	1,682.98	225.94	40,506.63
1	4332	ASANOMA, VINCENT J.	Winch Operator	G	12C	\$ 18.35	38,168.00	Y		11,484.75	494.52	177.58	553.44	3,780.14	223.34	54,881.77
1	4225	CABE JR., QUIRINO B.	Winch Operator	G	12C	\$ 18.35	38,168.00	Y		11,484.75	494.52	177.58	553.44	4,808.18	277.16	55,963.63
1	4228	CALIP, AMBROSE I.	Winch Operator	G	14C	\$ 19.87	41,321.00	Y	12,433.49			177.58	599.15	1,682.98	225.94	56,440.14
1	4220	PEREDO, FRANKIE S.	Winch Operator	G	13A	\$ 18.71	38,916.80	Y		11,710.07	494.52	177.58	564.29	-	-	51,863.26
1	4325	QUIDACHAY, WILLIAM G.	Winch Operator	G	13A	\$ 18.71	38,916.80	Y	11,710.07			177.58	564.29	3,606.72	374.40	55,349.86
1	4308	QUINATA, JESSE N.	Winch Operator	G	12D	\$ 18.53	38,542.40	Y	11,597.41			177.58	558.86	6,516.90	374.40	57,767.55
1	4310	SANTOS, WALTER M.	Winch Operator	G	13A	\$ 18.71	38,916.80	Y		11,710.07	494.52	177.58	564.29	-	-	51,863.26
1	4100	VACANT	Stevedore Supervisor II	J	4A	\$ 19.38	40,308.00			12,128.68	494.52	177.58	584.47	1,682.98	225.94	55,602.16
1	4202	VACANT	Stevedore Leader	H	4D	\$ 15.36	31,956.00			9,615.56	494.52	177.58	463.36	1,682.98	225.94	44,615.94
1	4334	VACANT	Stevedore Leader	H	4D	\$ 15.36	31,956.00			9,615.56	494.52	177.58	463.36	1,682.98	225.94	44,615.94
							1,773,392.60		82,482.05	450,211.94	20,769.84	8,523.84	24,941.94	93,902.90	8,074.82	2,462,299.92
48																
		RIGGING (313)														
1	4221	TORRES, STEVEN G.	Rigger Leader	H	16A	\$ 24.04	50,004.00		15,046.20			177.58	725.06	2,400.84	225.94	68,579.62
1	4402	PARR, BENNY J.	Rigger	G	12D	\$ 18.53	38,542.40		11,597.41			177.58	558.86	2,400.84	225.94	53,503.03
1	4406	TEDAOTAO, PAUL M.	Rigger	G	13D	\$ 19.28	40,102.40	Y		12,066.81	494.52	177.58	581.48	4,808.18	277.16	58,508.14
1	4230	NAPUTI, DAVID	Rigger	G	11D	\$ 17.81	37,037.00	Y		11,144.43	494.52	177.58	537.04	-	-	49,390.57
1	4405	TEDAOTAO, JEFFREY M.	Rigger	G	10C	\$ 16.94	35,240.00	Y		10,603.72	494.52	177.58	510.98	2,400.84	225.94	49,653.58
							200,925.80		26,643.61	33,814.96	1,483.56	887.90	2,913.42	12,010.70	954.98	279,634.94
5																
		TERMINAL DIVISION (320)														
1	5000	ULLOA JR., JOSE A.	Terminal Superintendent	N	12C	\$ 45.91	95,492.80	Y		28,733.78	494.52	177.58	1,384.65	-	-	126,283.33
1	440	DRILON, JESSICA C.	Administrative Assistant	G	11A	\$ 17.28	35,948.00	Y		10,816.75	494.52	177.58	521.25	-	-	47,958.10
1	5100	CEPEDA, FRANK S.N.	Cargo Checker Supervisor	J	10D	\$ 25.35	52,728.00		15,865.86			177.58	764.56	2,400.84	-	71,936.83
1	5212	TAJALLE, JOSEPH C.	Cargo Checker Supervisor	J	12C	\$ 27.18	56,535.00	Y		17,011.38	494.52	177.58	819.76	-	-	75,038.24
1	5214	PRONOBLE, ANILO L.	Cargo Checker Leader	H	13C	\$ 21.76	45,268.00		13,621.14			177.58	656.39	4,808.18	277.16	64,808.45
1	5315	TUITUU, JOSHUA T.	Cargo Checker Leader	H	10A	\$ 18.93	39,382.00	Y		11,850.04	494.52	177.58	571.04	3,606.72	374.40	56,456.30
1	5300	YOSHIDA, ANGELA M.A.	Cargo Checker	F	14A	\$ 17.08	35,526.40	Y		10,689.89	494.52	177.58	515.13	2,400.84	225.94	50,030.31
1	5313	BARCINAS, MICHAEL J.	Cargo Checker	F	12B	\$ 15.93	33,142.00	Y		9,972.43	494.52	177.58	480.56	1,682.98	225.94	46,176.01
1	5101	DUENAS, GEORGE S.	Cargo Checker	F	20B	\$ 21.69	45,117.00	Y		13,575.71	494.52	177.58	654.20	2,170.48	223.34	62,412.82
1	5309	GUERRERO, ADRIAN A.	Cargo Checker	F	14A	\$ 17.08	35,526.40	Y		10,689.89	494.52	177.58	515.13	3,780.14	223.34	51,407.01
1	5321	LEON GUERRERO, ANTONY B.	Cargo Checker	F	12A	\$ 15.78	32,814.00	Y		9,873.73	494.52	177.58	475.80	-	-	43,835.64

FY-2014
APPROVED STAFFING PATTERN
SEPTEMBER 30, 2014

FY-2014																
Position Number	NAME	POSITION TITLE	Pay Grad	Grad Step	Hourly Rate	Annual Income	P C	RET-DB 0.30	RET-DC 0.30	RET-DDI 19.02	LIFE 6.83	MEDICARE 0.01	MEDICAL	DENTAL	TOTAL	
1	5303	MANIBUSAN, ANTHONY P.D.	Cargo Checker	F	12C	\$ 16.09	33,473.00	Y		10,072.03	494.52	177.58	485.36	-	-	44,702.48
1	5328	MANIBUSAN, FRANK C.	Cargo Checker	F	14B	\$ 17.25	35,880.00	Y		10,796.29	494.52	177.58	520.26	-	-	47,868.65
1	5218	MENO, THOMAS C.	Cargo Checker	F	10A	\$ 14.57	30,303.00	Y		9,118.17	494.52	177.58	439.39	2,400.84	225.94	43,159.45
1	5215	MESA, TRAVIS P.	Cargo Checker	F	12B	\$ 15.93	33,142.00	Y		9,972.43	494.52	177.58	480.56	1,682.98	225.94	46,176.01
1	5329	PALOMO, CRAIG-THOMAS D.	Cargo Checker	F	13C	\$ 16.75	34,840.00	Y		10,483.36	494.52	177.58	505.18	2,170.48	223.34	48,894.46
1	5306	PAULINO, BRADLEY S.	Cargo Checker	F	12B	\$ 15.93	33,142.00	Y		9,972.43	494.52	177.58	480.56	2,400.84	225.94	46,838.87
1	5216	QUINATA, LINA M.	Cargo Checker	F	17D	\$ 19.83	41,246.40		12,411.04			177.58		3,780.14	223.34	57,838.50
1	5314	RETUMBAN JR., EDGARDO T.	Cargo Checker	F	15A	\$ 17.78	36,982.40		11,128.00			177.58	536.24	2,400.84	225.94	51,451.01
1	5322	RETUMBAN, ALEJANDRO T.	Cargo Checker	F	15A	\$ 17.78	36,982.40	Y		11,128.00	494.52	177.58	536.24	6,516.90	374.40	56,210.05
1	5307	ROSARIO, JOHN P.	Cargo Checker	F	14C	\$ 17.43	36,254.40	Y		10,908.95	494.52	177.58	525.69	2,400.84	225.94	50,987.92
1	5317	SAN NICOLAS, PAUL A.	Cargo Checker	F	15B	\$ 17.95	37,336.00	Y		11,234.40	494.52	177.58	541.37	2,400.84	225.94	52,410.65
1	5311	SANCHEZ, MATTHEW Q.	Cargo Checker	F	13C	\$ 16.75	34,840.00	Y		10,483.36	494.52	177.58	505.18	1,682.98	225.94	48,409.56
1	5301	SANTOS, BRYAN A.L.	Cargo Checker	F	12B	\$ 15.93	33,142.00	Y		9,972.43	494.52	177.58	480.56	-	-	44,267.09
1	5312	TAITANO, JULIAN A.	Cargo Checker	F	13C	\$ 16.75	34,840.00		10,483.36			177.58	505.18	2,400.84	225.94	48,632.90
1	5308	SANTOS, COLBY JOHN L.	Cargo Checker	F	10A	\$ 14.57	30,303.00	Y		9,118.17			439.39			39,860.57
1	5316	AGUERO, MELISSA F.	Cargo Checker	F	9A	\$ 14.00	29,121.00	Y		8,762.51			422.25			38,305.76
1	5310	FAUSTO, RANIE F.	Cargo Checker	F	7C	\$ 13.19	27,433.00	Y		8,254.59	494.52	177.58	397.78	1,682.98	225.94	38,666.39
1	5336	SAN NICOLAS, HENRY I.	Cargo Checker	F	7C	\$ 13.19	27,433.00	Y		8,254.59	494.52	177.58	397.78	1,682.98	225.94	38,666.39
1	5319	SAN NICOLAS, WAYNE D.	Planner Work Coordinator	I	10B	\$ 21.80	45,344.00	Y		13,644.01	494.52	177.58	657.49	1,682.98	225.94	62,226.52
1	5007	FLORES, JANICE H.	Planner Work Coordinator	I	6A	\$ 18.41	38,288.00	Y		11,520.86	494.52		555.18	2,400.84	225.94	53,485.34
1	5330	TOVES, VINCENT A.	Cargo Checker	F	7C	\$ 13.19	27,433.00	Y		8,254.59	494.52	177.58	397.78	1,682.98	225.94	38,666.39
1	5320	ONEDERA, FRANK M. JR.	Cargo Checker	F	7C	\$ 13.19	27,433.00	Y		8,254.59	494.52	177.58	397.78	1,682.98	225.94	38,666.39
1	5200	QUICHOCHO, JESUS T.	Cargo Checker (LTD)													
1	5003	VACANT	Planner Work Coordinator	I	2A	\$ 15.70	32,653.00			9,825.29	494.52	177.58	473.47	1,682.98	225.94	45,532.78
1	5302	VACANT	Cargo Checker	F	7C	\$ 13.19	27,433.00			8,254.59	494.52	177.58	397.78	1,682.98	225.94	38,666.39
1	5335	VACANT	Cargo Checker	F	7C	\$ 13.19	27,435.20			8,255.25	494.52	177.58	397.81	1,682.98	225.94	38,669.28
1	NEW	VACANT	Cargo Checker Leader	H	4B	15.06	31,326.00			9,425.99	494.52	177.58	454.23	1,682.98	225.94	43,787.24
1	NEW	VACANT	Cargo Checker Leader	H	4B	15.06	31,326.00			9,425.99	494.52	177.58	454.23	1,682.98	225.94	43,787.24
						1,402,844.40			63,509.40	358,606.48	15,330.12	6,215.30	19,743.17	70,319.34	6,664.06	1,943,232.27
39																
		TRANSPORATION(330)														
		Transportation Superintendent's Office														
1	6000	SANTOS, RAYMOND B.	Transportation Superintendent	N	12C	\$ 45.91	95,492.80	Y		28,733.78	494.52	177.58	1,384.65	3,780.14	223.34	130,286.81
1	6007	CRUZ, JESUSA A.	Administrative Assistant	G	11A	\$ 17.28	35,948.00	Y		10,816.75	494.52	177.58	521.25	-	-	47,958.10
1	6003	TAJERON, MICHAEL U.	Transportation Supervisor	K	15A	\$ 34.23	71,198.40		21,423.60			177.58	1,032.38	2,400.84	225.94	96,458.74
1	6201	BAMBA, JOSE P.	Crane Operator Leader	J	10C	\$ 25.10	52,208.00		15,709.39			177.58	757.02	1,682.98	225.94	70,760.90
1	6202	TENORIO, PETER S.N.	Crane Operator Leader	J	11C	\$ 26.12	54,329.60		16,347.78			177.58	787.78	2,400.84	225.94	74,269.52
1	6215	CRUZ, FRANKIE R.J.	Equipment Operator Leader	I	14B	\$ 25.56	53,164.80		15,997.29			177.58	770.89	3,780.14	223.34	74,114.04
1	6301	MENO, JOAQUIN R.	Equipment Operator Leader	I	15C	\$ 26.87	55,889.60		16,817.18			177.58		4,808.18	277.16	77,969.70
1	6002	LEFEVER, MINA M.	Planner Work Coordinator	I	5C	\$ 18.04	37,533.00	Y		11,293.68	494.52	177.58	544.23	1,682.98	225.94	51,951.93
						455,764.20			\$ 86,295.23	\$ 50,844.22	1,483.56	1,420.64	5,798.18	20,536.10	1,627.60	623,769.73
8																
		CRANE OPERATOR (331)														
1	6217	BALAJADIA, DERRICK M.	Crane Operator	I	12B	\$ 23.61	49,108.80		14,776.84			177.58	712.08	2,578.68	277.16	67,631.14
1	6230	BORDALLO III, ALFREDO T.	Crane Operator	I	10B	\$ 21.80	45,344.00		13,644.01			177.58	657.49	6,516.90	374.40	66,714.38

FY-2014
APPROVED STAFFING PATTERN
SEPTEMBER 30, 2014

															FY-2014									
Position Number	NAME	POSITION TITLE	Pay Grad	Grad Step	Hourly Rate	Annual Income	P C	RET-DB 0.30	RET-DC 0.30	RET-DDI 19.02	LIFE 6.83	MEDICARE 0.01	MEDICAL	DENTAL	TOTAL									
1	6313	CLAROS, PATRICK Q.		I 13B	\$ 24.56	51,084.80	Y		15,371.42	494.52	177.58	740.73	1,682.98	225.94	69,777.97									
1	6213	CONCEPCION, ANTHONY M.		I 10D	\$ 22.24	46,256.00	Y		13,918.43	494.52	177.58	670.71	6,516.90	374.40	68,408.54									
1	6338	DIEGO, JESSE A.		I 9B	\$ 20.95	43,575.00		13,111.72			177.58	631.84	6,516.90	374.40	64,387.44									
1	6222	LORENZO, PETER C.		I 11B	\$ 22.91	47,652.80		14,338.73			177.58	690.97	-	-	62,860.07									
1	6227	MALAGA, EDWIN A.		I 14B	\$ 25.56	53,164.80		15,997.29			177.58	770.89	6,516.90	374.40	77,001.86									
1	6312	NANGAUTA, JOSEPH J.		I 14A	\$ 25.31	52,644.80		15,840.82			177.58	763.35	-	-	69,426.55									
1	6336	NAUTA, KENNETH C.		I 11B	\$ 22.69	47,195.20	Y		14,201.04	494.52	177.58	684.33	-	-	62,752.67									
1	6200	QUICHOCHO, PETER T.		I 12B	\$ 23.61	49,108.80	Y		14,776.84	494.52	177.58	712.08	1,682.98	225.94	67,178.74									
1	6218	TORRES, GERALD F.		I 12B	\$ 23.61	49,108.80		14,776.84			177.58	712.08	-	-	64,775.30									
1	6224	TUDELA, ALBERT I.		I 11B	\$ 22.69	47,195.20		14,201.04			177.58	684.33	3,780.14	223.34	66,261.63									
1	6229	YAMASTA, ANTHONY P.		I 11C	\$ 22.91	47,652.80	Y		14,338.73	494.52	177.58	690.97	4,808.18	277.16	68,439.93									
1	6225	BABAUTA, GREGORIO L.		I 10D	\$ 21.16	44,011.00	Y		12,475.31	494.52	177.58	638.16	1,682.98	225.94	59,705.49									
1	6219	FRANCISCO, ANTHONY R.		I 10A	\$ 22.24	46,256.00	Y		12,475.31	494.52	177.58	670.71	1,682.98	225.94	61,983.05									
						719,358.80		116,687.27	97,557.08	3,461.64	2,663.70	10,430.70	43,966.52	3,179.02	997,304.73									
15																								
		EQUIPMENT OPERATOR SECTION (332)																						
1	6226	CALIP, ALAN I.		H 12D	\$ 21.12	43,929.60	Y		11,966.67	494.52	177.58	636.98	-	-	57,205.35									
1	6351	CRUZ, TED R.		H 13A	\$ 21.33	44,366.40	Y		13,349.85	494.52	177.58	643.31	6,516.90	374.40	65,922.96									
1	6311	NEDEDOG, THEODORE T.		H 13B	\$ 21.55	44,824.00	Y		13,487.54	494.52	177.58	649.95	2,170.48	223.34	62,027.41									
1	6314	ROBERTO, JR., DAVID S.		H 13A	\$ 21.33	44,366.40	Y		13,349.85	494.52	177.58	643.31	3,606.72	374.40	63,012.78									
1	6315	SANCHEZ, KEVIN R.		H 13A	\$ 21.33	44,366.40		13,349.85			177.58	643.31	-	-	58,537.14									
1	6349	TAYAMA, JOAQUIN L.G.		H 12D	\$ 21.12	43,929.60		13,218.42			177.58	636.98	2,400.84	225.94	60,589.36									
1	6211	SANTOS, ALBERT E.		H 11C	\$ 20.10	41,805.00		12,579.12			177.58	606.17	3,606.72	374.40	59,149.00									
1	6316	AGUIGUI, JOSEPH F.		G 11C	\$ 17.63	36,670.40	Y		11,034.12	494.52	177.58	531.72	2,400.84	225.94	51,535.12									
1	6363	ATOIGUE, FREDERICK		G 12B	\$ 18.16	37,772.80	Y		11,365.84	494.52	177.58	547.71	3,606.72	374.40	54,339.56									
1	6330	BENAVENTE, IGNACIO A.		G 10B	\$ 16.77	34,891.00	Y		10,498.70	494.52	177.58	505.92	1,682.98	225.94	48,476.64									
1	6362	BLAS JR., ALBERT D.		G 12C	\$ 18.35	38,168.00	Y		11,484.75	494.52	177.58	553.44	2,400.84	225.94	53,505.07									
1	6516	BORJA, RICHARD N.		G 9C	\$ 16.28	33,865.00	Y		10,189.98	494.52	177.58	491.04	6,516.90	374.40	52,109.42									
1	6365	BORJA, ROLEY NOEL A.		G 12B	\$ 18.16	37,772.80	Y		11,365.84	494.52	177.58	547.71	2,400.84	225.94	52,985.22									
1	4331	CASTANEDA, PEDRO S.		G 12A	\$ 17.98	37,398.40	Y		11,253.18	494.52	177.58	542.28	-	-	49,865.96									
1	6347	CRUZ, KEVIN LEE T.		G 9A	\$ 15.96	33,198.00	Y		9,989.28	494.52	177.58	481.37	-	-	44,340.75									
1	6356	EVANGELISTA, ANTHONY J.		G 17A	\$ 21.94	45,635.20		13,731.63			177.58	661.71	-	-	60,206.12									
1	6361	FERNANDO, ARNOLD P.		G 12C	\$ 18.35	38,168.00	Y		11,484.75	494.52	177.58	553.44	1,682.98	225.94	52,787.21									
1	6331	GARRIDO, RICKY E.		G 17A	\$ 21.94	45,635.20		13,731.63			177.58	661.71	2,400.84	225.94	62,832.90									
1	6357	MESA, ANTONIO R.		G 12C	\$ 18.35	38,168.00	Y		11,484.75	494.52	177.58	553.44	2,400.84	225.94	53,505.07									
1	6376	PINAULA, JOSEPH P.		G 10B	\$ 16.77	34,891.00	Y		10,498.70	494.52	177.58	505.92	-	-	46,567.72									
1	6342	SABLAN, JR. RONNIE D.		G 10B	\$ 16.77	34,891.00	Y		10,498.70	494.52	177.58	505.92	6,516.90	374.40	53,459.02									
1	6360	TEIXEIRA, DAVID G.		G 12D	\$ 18.53	38,542.40	Y		11,597.41	494.52	177.58	558.86	3,780.14	223.34	55,374.25									
1	6337	UNTALAN, ANTONIO Q.		G 12B	\$ 18.16	37,772.80	Y		11,365.84	494.52	177.58	547.71	-	-	50,358.44									
1	6364	OGO MAUI, C.		G 8D	\$ 15.80	32,869.00	Y		9,890.28	494.52	177.58	476.60	1,682.98	225.94	45,816.90									
1	6341	DRILON, WAYNE K.		G 8D	\$ 15.80	32,869.00	Y		9,890.28	494.52	177.58	476.60	2,400.84	225.94	46,534.76									
1	6377	QUIDACHAY, PATRICK J.		G 8D	\$ 15.80	32,869.00	Y		9,890.28	494.52	177.58	476.60	1,682.98	225.94	45,816.90									
1	6348	AQUININGOC, JACOB Q.		G 6B	\$ 14.31	29,756.00	Y		8,953.58	494.52	177.58	431.46	1,682.98	225.94	41,722.06									
1	6358	SANTOS, PAUL B.		G 6B	\$ 14.31	29,756.00	Y		8,953.58	494.52	177.58	431.46	1,682.98	225.94	41,722.06									
1	6359	SANTOS, FRANKLIN J.		G 6B	\$ 14.31	29,756.00	Y		8,953.58	494.52	177.58	431.46	1,682.98	225.94	41,722.06									
1	6369	SAN NICOLAS, RAYMOND I.		G 6B	\$ 14.31	29,756.00	Y		8,953.58	494.52	177.58	431.46	1,682.98	225.94	41,722.06									
1	6214	VAN METER, LESTER M.		G 8A	\$ 15.34	31,902.00	Y		9,599.31	494.52	177.58	462.58	1,682.98	225.94	44,544.91									

FY-2014
APPROVED STAFFING PATTERN
SEPTEMBER 30, 2014

		FY-2014													
Position Number	NAME	POSITION TITLE	Pay Grad	Grad Step	Hourly Rate	Annual Income	P C	RET-DB 0.30	RET-DC 0.30	RET-DDI 19.02	LIFE 6.83	MEDICARE 0.01	MEDICAL	DENTAL	TOTAL
1	6372	ZAMORA, DANNY JR.	G	10A	\$ 16.61	34,545.00	Y		10,394.59	494.52	177.58	500.90	1,682.98	225.94	48,021.51
1	6210	CRUZ, GARY T.	G	6C	\$ 14.45	30,053.00	Y		9,042.95	494.52	177.58	435.77	1,682.98	225.94	42,112.74
1	6368	SANTOS, JOHN A.	G	5A	\$ 13.61	28,312.00	Y		8,519.08	494.52	177.58	410.52	1,682.98	225.94	39,822.62
1	6373	TOLENOA, MARK C.	G	5A	\$ 13.61	28,312.00	Y		8,519.08	494.52	177.58	410.52	1,682.98	225.94	39,822.62
1	6366	MASGA, GEORGE S.													
1	5326	REYES, HENRY N.													
1	6339	SUSUICO, JOSEPH F.													
1	6005	VACANT	H	5B	\$ 15.67	32,598.00			9,808.74	494.52	177.58	472.67	1,682.98	225.94	45,460.43
1	6367	VACANT	G	5A	\$ 13.61	28,312.00			8,519.08	494.52	177.58	410.52	1,682.98	225.94	39,822.62
						1,342,692.40		66,610.65	336,153.74	15,824.64	6,570.46	19,469.04	78,372.06	7,663.76	1,873,356.76
40															
		DISPATCHER'S SECTION (333)													
1	6111	BLAS, EUGENE F.S.	E	12B	\$ 13.98	29,078.40	Y		8,749.69	494.52	177.58	421.64	2,400.84	225.94	41,548.61
1	6112	PECINA JR., JORGE D.	G	20A	\$ 24.73	51,438.40		15,477.81			177.58	745.86	3,606.72	374.40	71,820.77
1	6345	LEON GUERRERO, JOSEPH F.	E	15A	\$ 15.59	32,435.00	Y		9,759.69	494.52	177.58	470.31	3,606.72	374.40	47,318.22
						112,951.80		15,477.81	18,509.38	989.04	532.74	1,637.80	9,614.28	974.74	160,687.60
3															
		MAINTENANCE DIVISION													
		Maintenance Manager's Office (400)													
1	7000	CANDOLETA, ERNEST G.	O	11D	\$ 50.79	105,652.00		31,790.69			177.58		3,780.14	223.34	141,623.75
1	7005	PANGELINAN, JOAQUIN P.	L	13A	\$ 36.03	74,942.40	Y		22,550.17	494.52	177.58	1,086.66	2,170.48	223.34	101,645.15
1	7003	BAGAFORO, EVELYN P.	I	6B	\$ 18.59	38,671.00		11,636.10			177.58	560.73	2,400.84	225.94	53,672.19
1	7004	LLANES, MARIA T.	G	11C	\$ 17.63	36,671.00	Y		11,034.30	494.52	177.58	531.73	1,682.98	225.94	50,818.05
1	8112	CRUZ, KATHERINE J.S.	G	17C	\$ 22.39	46,562.00	Y		14,010.51	494.52	177.58	675.15	2,400.84	225.94	64,546.53
						302,498.40		43,426.79	47,594.98	1,483.56	887.90	2,854.27	12,435.28	1,124.50	412,305.68
5															
		EQUIPMENT MAINTENANCE (410)													
		Equipment Maintenance Superintendent's Office													
1	7002	JAVELOSA, JORGE R.	N	12C	\$ 45.91	95,492.80		28,733.78			177.58	1,384.65	-	-	125,788.81
						95,492.80		\$ 28,733.78	\$ -	-	177.58	1,384.65	-	-	125,788.81
1															
		CRANE MECHANIC SECTION (411)													
1	9100	YAP, JULIO D.	K	13C	\$ 34.23	71,198.40		21,423.60			177.58	1,032.38	3,606.72	374.40	97,813.08
1	9101	SONTILLANOSA, JULIETO A.	J	8C	\$ 23.18	48,214.00	Y		14,507.59	494.52	177.58	699.10	4,808.18	-	68,900.98
1	9107	AROMIN, GUS ALAN D.	I	10D	\$ 22.24	46,259.20	Y		13,919.39	494.52	177.58	670.76	1,682.98	225.94	63,430.37
1	9108	BELMES, FRANCISCO A.	I	11B	\$ 22.69	47,195.20	Y		14,201.04	494.52	177.58	684.33	4,808.18	-	67,560.85
1	9111	HATTIG, HERBERT G.	I	10C	\$ 22.02	45,801.60		13,781.70			177.58	664.12	6,516.90	374.40	67,316.30
1	9113	JARDELEZA, RENATO G.	I	8C	\$ 20.33	42,286.40	Y		12,723.98	494.52	177.58	613.15	3,780.14	223.34	60,299.11
1	9105	LAU, ROBERT D.	I	9A	\$ 20.74	43,139.20		12,980.59			177.58	625.52	2,400.84	225.94	59,549.66
1	9106	NIU, EFREN B.	I	9C	\$ 21.16	44,012.80	Y		13,243.45	494.52	177.58	638.19	1,682.98	225.94	60,475.46
1	9116	SEPULIA, BARTOLOME B.	I	9B	\$ 20.95	43,576.00	Y		13,112.02	494.52	177.58	631.85	2,400.84	-	60,392.81
1	9104	TOPASNA, PETER L.G.	I	10D	\$ 22.24	46,259.20		13,919.39			177.58	670.76	1,682.98	225.94	62,935.85

FY-2014
APPROVED STAFFING PATTERN
SEPTEMBER 30, 2014

Position Number	NAME	POSITION TITLE	Pay		FY-2014		P	RET-DB	RET-DC	RET-DDI	LIFE	MEDICARE	MEDICAL	DENTAL	TOTAL	
			Grad	Step	Hourly Rate	Annual Income										
								0.30	0.30	19.02	6.83	0.01				
1	9114	JESUS, JESSIP M.	I	7B	\$ 19.35	40,241.00	Y		12,108.52	494.52	177.58	583.49	2,170.48	223.34	55,998.93	
1	9103	PEREGRINO, ROMEO R.	I	3A	\$ 16.34	33,978.00	Y		10,223.98	494.52	177.58	492.68	1,682.98	225.94	47,275.68	
1	9112	GUZMAN, DUKE S.N.	I	3A	\$ 16.34	33,978.00	Y		10,223.98	494.52	177.58	492.68	1,682.98	225.94	47,275.68	
1	9117	RIVERA, MARK R.	D	6A	\$ 9.56	19,885.00	Y		5,983.40	494.52	177.58	288.33	2,400.84	225.94	29,455.61	
						606,024.00		\$ 62,105.28	\$ 120,247.34	4,945.20	2,486.12	8,787.35	41,308.02	2,777.06	848,680.37	
14																
		PREVENTIVE MAINTENANCE SECTION (412)														
1	9300	AFLAGUE, TERRENCE R.	K	12D	\$ 31.30	65,104.00		19,589.79			177.58			1,682.98	225.94	86,780.29
1	9312	PIOLO, GEORGE E.	J	10B	\$ 24.85	51,688.00	Y		15,552.92	494.52	177.58	749.48	3,780.14	223.34	72,665.98	
1	9303	TORRES, ALFRED J.	J	10A	\$ 24.61	51,188.80		15,402.71			177.58	742.24	6,516.90	374.40	74,402.63	
1	9315	ETTLEMAN, CURTIS R.	I	10B	\$ 21.80	45,344.00	Y		13,644.01	494.52	177.58	657.49	2,400.84	225.94	62,944.38	
1	9314	FERNANDEZ, FRANK M.	I	10A	\$ 21.58	44,886.40	Y		13,506.32	494.52	177.58	650.85	3,606.72	374.40	63,696.79	
1	9304	FLORES, RICHARD P.	I	10C	\$ 22.02	45,801.60	Y		13,781.70	494.52	177.58	664.12	1,682.98	-	62,602.50	
1	8312	CANDOLETA, JUSTIN A.	I	4C	\$ 17.34	36,069.00	Y		10,853.16	494.52	177.58	523.00	2,578.68	277.16	50,973.10	
1	9316	GUERRERO, PETER F.	I	4C	\$ 17.34	36,069.00	Y		10,853.16	494.52	177.58	523.00	1,682.98	225.94	50,026.18	
1	9309	GUMATAOTAO, SHAUN R.	I	4C	\$ 17.34	36,069.00	Y		10,853.16	494.52	177.58	523.00	1,682.98	225.94	50,026.18	
1	9317	DATUIN, CHRISTOPHER D.	I	5A	\$ 16.34	33,978.00	Y		10,223.98	494.52	177.58	492.68	1,682.98	225.94	47,275.68	
1	9307	QUINATA, ROBERT D.	I	5A	\$ 16.34	33,978.00	Y		10,223.98	494.52	177.58	492.68	1,682.98	225.94	47,275.68	
1	9310	VACANT	I	5A	\$ 16.34	33,978.00			10,223.98	494.52	177.58	492.68	1,682.98	225.94	47,275.68	
1		VACANT	I	5A	\$ 16.34	33,978.00			10,223.98	494.52	177.58	492.68	1,682.98	225.94	47,275.68	
						548,131.80		\$ 34,992.50	\$ 129,940.36	5,439.72	2,308.54	7,003.90	32,347.12	3,056.82	763,220.76	
13																
		FLEET MAINTENANCE SECTION (413)														
1	9200	NAPUTI, ANTHONY Q.	K	7C	\$ 25.39	52,820.00	Y		15,893.54	494.52	177.58		2,578.68	-	71,964.32	
1	9220	JARDELEZA, NESTOR G.	I	7A	\$ 19.15	39,842.00	Y		11,988.46	494.52	177.58	577.71	2,170.48	223.34	55,474.09	
1	9209	ADONAY, WILFREDO B.	I	9C	\$ 21.16	44,012.80	Y		13,243.45	494.52	177.58	638.19	3,780.14	223.34	62,570.02	
1	9208	FAASUAMALIE, IONATANA	I	10A	\$ 21.58	44,886.40	Y		13,506.32	494.52	177.58	650.85	1,682.98	225.94	61,624.59	
1	9212	FLORES, ROY P.C.	I	9D	\$ 21.37	44,449.60	Y		13,374.88	494.52	177.58	644.52	3,606.72	374.40	63,122.22	
1	9216	HUDSON, WILLIAM M.	I	12A	\$ 23.37	48,609.60		14,626.63			177.58	704.84	2,578.68	277.16	66,974.49	
1	9109	LEON GUERRERO, JOHN J.	I	9B	\$ 20.95	43,576.00	Y		13,112.02	494.52	177.58	631.85	2,170.48	223.34	60,385.79	
1	9203	JAVIER, FLORIANO O. JR.	G	9A	\$ 15.96	33,198.00	Y		9,989.28	494.52	177.58	481.37	1,682.98	-	46,023.73	
1	9201	VACANT	J	2C	\$ 18.26	37,972.00			11,425.77	494.52	177.58	550.59	1,682.98	225.94	52,529.39	
						389,366.40		\$ 14,626.63	\$ 102,533.72	3,956.16	1,598.22	4,879.92	21,934.12	1,773.46	540,668.63	
9																
		WELDER SECTION (414)														
1	9400	TEDTAOTAO, JOSE M.	K	13A	\$ 31.61	65,748.80	Y		19,783.81	494.52	177.58	953.36	-	-	87,158.07	
1	9401	TAITANO, MICHAEL J.	J	12D	\$ 27.45	57,096.00		17,180.19			177.58		1,682.98	225.94	76,362.69	
1	9308	AQUAI, EARL T.L.	I	10C	\$ 22.02	45,801.60	Y		13,781.70	494.52	177.58	664.12	6,516.90	374.40	67,810.82	
1	9313	AROMIN, RAY D.	I	10C	\$ 22.02	45,801.60	Y		13,781.70	494.52	177.58	664.12	6,516.90	374.40	67,810.82	
1	9406	DUENAS, DAVID D.	I	10C	\$ 22.02	45,801.60	Y		13,781.70	494.52	177.58	664.12	-	-	60,919.52	
1	9410	FEJERAN, PETE JR. Q.	I	9C	\$ 21.16	44,012.80	Y		13,243.45	494.52	177.58	638.19	-	-	58,566.54	
1	9409	MENDIOLA, JESSE C.	I	10D	\$ 22.24	46,259.20	Y		13,919.39	494.52	177.58	670.76	1,682.98	225.94	63,430.37	
1	9402	MENDIOLA, ROY C.	I	15D	\$ 27.13	56,430.40		16,979.91			177.58		3,780.14	223.34	77,591.37	

FY-2014
APPROVED STAFFING PATTERN
SEPTEMBER 30, 2014

		FY-2014													
Position Number	NAME	POSITION TITLE	Pay Grad	Grad Step	Hourly Rate	Annual Income	P C	RET-DB 0.30	RET-DC 0.30	RET-DDI 19.02	LIFE 6.83	MEDICARE 0.01	MEDICAL	DENTAL	TOTAL
1	3191	BLAS, KILO R.	D	2C	\$ 8.32	17,300.00	Y		5,205.57	494.52	177.58	250.85	1,682.98	225.94	25,337.44
9						424,252.00		\$ 34,160.09	\$ 93,497.33	3,461.64	1,598.22	4,505.52	21,862.88	1,649.96	584,987.65
FACILITY MAINTENANCE DIVISION															
Building Maintenance Superintendent's Office (420)															
1	8001	AFLAGUE, ALEXANDER J.	N	3D	\$ 32.41	67,405.00			20,282.16	494.52	177.58	977.37	2,170.48	223.34	91,730.46
1						67,405.00		\$ -	\$ 20,282.16	494.52	177.58	977.37	2,170.48	223.34	91,730.46
BUILDING MAINTENANCE SECTION (421)															
1	8300	MUNOZ, RAYMOND C.	K	12C	\$ 30.99	64,450.00	Y		19,393.01	494.52	177.58	934.52	1,682.98	225.94	87,358.55
1	8302	TAITANO, DAVID C.	I	13C	\$ 24.81	51,604.80		15,527.88			177.58	748.27	2,400.84	225.94	70,685.31
1	8304	AGUON, ANTHONY J.	I	11A	\$ 22.46	46,716.80	Y		14,057.09	494.52	177.58	677.39	3,606.72	374.40	66,104.50
1	8311	MARQUEZ, FELICIANO F.	H	10D	\$ 19.51	40,580.80		12,210.76			177.58		2,400.84	-	55,369.98
1	8313	PEREZ, MELCHOR B.D.	H	11A	\$ 19.70	40,976.00	Y		12,329.68	494.52	177.58	594.15	-	-	54,571.93
1	8327	TASS, JOHN E.	H	7D	\$ 17.31	36,008.00		10,834.81				522.12	3,780.14	223.34	51,368.40
1	8316	TIRADOR, LEO D.	G	9C	\$ 16.28	33,865.00	Y		10,189.98	494.52	177.58	491.04	-	-	45,218.12
1	9405	DIAZ, LUIS M.	H	4C	\$ 15.21	31,639.00	Y		9,520.18	494.52	177.58	458.77	1,682.98	225.94	44,198.96
1	8318	LAGARAS, VESTER G.	G	3B	\$ 12.70	26,407.00	Y		7,945.87	494.52	177.58	382.90	1,682.98	225.94	37,316.79
1	8325	TAITANO, CHRISTOPHER J.C.	E	4C	\$ 10.27	21,356.00	Y		6,426.02	494.52	177.58	309.66	1,682.98	225.94	30,672.70
1	8326	VACANT	H	3A	\$ 14.33	29,806.00			8,968.63	494.52	177.58	432.19	1,682.98	225.94	41,787.83
1	8305	VACANT	G	3B	\$ 12.70	26,407.00			7,945.87	494.52	177.58	382.90	1,682.98	225.94	37,316.79
1	8308	VACANT	G	3B	\$ 12.70	26,407.00			7,945.87	494.52	177.58	382.90	1,682.98	225.94	37,316.79
13						476,223.40		\$ 38,573.45	\$ 104,722.17	4,945.20	2,130.96	6,316.82	23,969.40	2,405.26	659,286.66
JANITORIAL SERVICES SECTION (422)															
1	8200	CRUZ, TANYA A.	D	4C	\$ 9.01	18,733.00	Y		5,636.76	494.52	177.58	271.63	1,682.98	225.94	27,222.41
1	8202	CRUZ, LORENZO S.	C	18B	\$ 13.66	28,412.80	Y		8,549.41	494.52	177.58	411.99	2,400.84	-	40,447.14
1	8204	TORRES, SYLVESTRE S.	C	12B	\$ 10.75	22,360.00	Y		6,728.12	494.52	177.58	324.22	3,606.72	225.94	33,917.10
1	8310	DRILON, WILLIAM D.	C	4C	\$ 7.90	16,432.00	Y		4,944.39	494.52	177.58	238.26	1,682.98	225.94	24,195.67
1	8211	TAITAGUE, KIRK S.	C	4C	\$ 7.90	16,432.00	Y		4,944.39	494.52	177.58	238.26	1,682.98	225.94	24,195.67
1	8209	PEREZ, JACQUELINE Q.	C	4C	\$ 7.90	16,432.00	Y		4,944.39	494.52	177.58	238.26	1,682.98	225.94	24,195.67
1	4314	EAY, ROY JR.	C	4C	\$ 7.90	16,432.00	Y		4,944.39	494.52	177.58	238.26	1,682.98	225.94	24,195.67
1	8210	TAJALLE, MELVIN JR.	C	4C	\$ 7.90	16,432.00	Y		4,944.39	494.52	177.58	238.26	1,682.98	225.94	24,195.67
1	8212	VACANT	C	4C	\$ 7.90	16,432.00			4,944.39	494.52	177.58	238.26	1,682.98	225.94	24,195.67
1		NEW	C	4C	\$ 7.90	16,432.00			4,944.39	494.52	177.58	238.26	1,682.98	225.94	24,195.67
1		NEW	C	4C	\$ 7.90	16,432.00			4,944.39	494.52	177.58	238.26	1,682.98	225.94	24,195.67
11						200,961.80		\$ -	\$ 60,469.41	5,439.72	1,953.38	2,913.95	21,154.38	2,259.40	295,152.03
ELECTRICAL/REFRIGERATION SECTION (423)															
1	8100	CAMACHO, KENNETH N.	K	12A	\$ 30.38	63,190.40		19,013.99			177.58	916.26	6,516.90	374.40	90,189.53
1	8124	CRUZ, RONNIE J.	J	10C	\$ 25.10	52,209.00		15,709.69			177.58	757.03	-	-	68,853.30

FY-2014
APPROVED STAFFING PATTERN
SEPTEMBER 30, 2014

		FY-2014													
Position Number	NAME	POSITION TITLE	Pay Grad	Grad Step	Hourly Rate	Annual Income	P C	RET-DB	RET-DC	RET-DDI	LIFE	MEDICARE	MEDICAL	DENTAL	TOTAL
								0.30	0.30	19.02	6.83	0.01			
392	Total Positions					16,328,947		1,171,045	3,736,721	152,791	67,480	221,105	839,565	75,444	22,593,098.20