



PORT OF GUAM
ATURIDATI PUEYTON GUAILAN
Jose D. Leon Guerrero Commercial Port
1026 Cabras Highway, Suite 201, Piti, Guam 96925
Telephone: 671-477-5931/35 Facsimile: 671-477-2689/4445
website: www.portguam.com



Eddie Baza Calvo
Governor of Guam
Ray Tenorio
Lieutenant Governor

OCT 30 2012

MEMORANDUM


TO: Honorable Judith T. Won Pat, Ed. D
Speaker, 31st Guam Legislature

FROM: General Manager

SUBJECT: FY 2012 Year to Date Staffing Pattern Report- September



Attached is the Fiscal Year 2012 Year to Date Staffing Pattern Report, as of September 30, 2012, for the Port Authority of Guam.

If you have any questions regarding this matter or need additional information, please feel free to call our office at 477-5931/5 at extension 303 or 302.



MARY C. TORRES
General Manager

Cc: Senator Thomas Ada
Public Auditor
Deputy General Manager
Corporate Services Manager
Financial Affairs Controller

FY-2012
APPROVED STAFFING PATTERN
As of 9/30/12

Position Number	NAME	POSITION TITLE	Last Increment	Pay Grad	Grad Step	FY-2012		RET-DB	RET-DC	RET-DDI	LIFE	MEDICARE	MEDICAL	DENTAL	TOTAL
						Hourly Rate	Annual Income								
	GENERAL MANAGER'S OFFICE (101)														
1	TORRES, MARY C.	General Manager	2/20/12	R	5C	59.86	124,510.00		35,236.33	494.52	173.94	1,805.39	2,400.84	225.94	164,846.96
1	TERLAJE, ANISIA B.	Deputy General Manager	5/6/11	Q	6C	53.56	111,414.00		31,530.16	494.52	173.94	1,615.50			145,228.12
1	564	Program Coordinator IV	11/7/11	L	4A	25.18	52,384.00	14,824.67			173.94	759.57	2,400.84	225.94	70,768.96
1	530	DUFENOS, FRANK B.	10/13/10	K	6A	23.92	49,753.60		14,080.27	494.52	173.94	721.43	3,606.72	374.40	69,204.88
1	2106	VACANT		G	4C	13.34	27,754.00	14,824.67	88,701.14	1,976.08	173.94	402.43	1,682.98	225.94	38,588.19
5							365,815.60				869.70	5,304.33	10,091.38	1,052.22	488,637.12
	HARBOR MASTER (121)														
1	300	PANGELINAN, FELIX R.	5/1/11	N	6C	36.15	75,201.00	21,281.88			173.94	1,090.41	2,400.84	225.94	100,374.02
1	301	YATAR, CHARLENE R.S.	10/13/10	M	5D	30.78	63,370.53	17,933.86			173.94	918.87	2,400.84	225.94	85,023.98
1	302	CRUZ, SONJA L.	10/13/10	I	5C	18.04	37,462.30	10,601.83			173.94	543.20	3,780.14	223.34	52,784.75
1	313	CRUZ, PETER R.	5/1/11	I	8C	20.33	42,293.00		11,968.92	494.52	173.94	613.25			55,543.63
1	316	AGUON, HELEN	10/13/10	I	18D	20.54	42,723.20	13,485.74			173.94	619.49	2,400.84	225.94	58,728.59
1	317	PANGELINAN, VINCENT D.	10/13/10	I	11C	22.91	47,652.80				173.94	690.97			62,003.45
1	314	SABLAN, FRANK J.	10/13/10	I	8D	20.54	42,716.00		12,088.63	494.52	173.94	619.38			56,092.47
1	315	SANDERS, ANTHONY Q.	10/13/10	I	8C	20.33	42,293.00		11,968.92	494.52	173.94	613.25			55,543.63
1	9110	YBARRA-REYES, JYVONNE V.	3/7/11	I	6B	18.59	38,671.00		10,943.89	494.52	173.94	560.73	1,682.98	225.94	52,753.00
1	4227	QUINATA, JESSICA R.	8/22/11	E	4B	10.17	21,144.00		5,983.75	494.52	173.94	306.59	2,400.84	225.94	30,729.58
1	320	VACANT		E	4B	10.17	21,144.00		10,309.41	494.52	173.94	306.59	1,682.98	225.94	49,844.01
1	311	VACANT		I	4D	17.51	36,429.00	63,303.32	10,309.41	494.52	173.94	528.22	1,682.98	225.94	49,844.01
13							547,528.83		91,647.34	4,450.68	2,261.22	7,939.17	20,115.42	2,030.86	739,276.83
	PORT POLICE DIVISION (122)														
1	400	AGUERO, DORIS C.	10/13/10	N	6D	36.52	75,953.00		21,494.70	494.52	173.94	1,101.32	2,400.84	225.94	101,844.26
1	103	AGUON, FRANCES C.	10/13/10	I	5B	18.04	37,523.20		10,619.07	494.52	173.94	544.09	3,780.14	223.34	53,356.29
1	2102	BENAVENTE, MARIE C.	2/2/11	G	14A	19.47	40,507.00	11,463.48			173.94	587.35	3,780.14	223.34	56,735.25
1	937	CRUZ, PAUL A.	2/15/11	I	7A	19.15	39,842.00		11,275.29	494.52	173.94	577.71	2,400.84	225.94	54,990.23
1	710	LUJAN, FRANK V.	4/29/11	I	7A	18.97	39,448.00		11,163.78	494.52	173.94	572.00	2,400.84	225.94	54,479.02
1	410	AGUON, FRANKIE C.	10/13/10	K	10D	28.90	60,112.00		17,011.70	494.52	173.94	871.62			78,663.78
1	413	CAMACHO JR., HIGINIO N.	10/13/10	K	9B	27.23	56,630.00		16,026.29	494.52	173.94	821.14	3,780.14	223.34	78,149.37
1	432	CASTRO, JESSE B.	10/13/10	K	9B	27.23	56,630.00		16,026.29	494.52	173.94	821.14	2,400.84	225.94	76,278.15
1	412	FLORES, EDIE N.	10/13/10	K	9D	27.77	57,768.00	16,348.34			173.94	837.64	6,516.90	374.40	82,019.22
1	422	AGUON, JONATHAN L.	10/13/10	I	6C	18.97	39,448.00		11,163.78	494.52	173.94	871.62	2,400.84	225.94	51,280.24
1	460	CABRERA, ANGELA M.	10/13/10	I	6C	18.78	39,057.00		11,053.13	494.52	173.94	844.54			53,405.37
1	428	CARAYOAN, DANIEL B.	10/13/10	I	9D	21.37	44,451.00				173.94	644.54			57,849.11
1	420	ESPLANA, DAVID B. Jr.	10/13/10	I	7A	19.15	39,842.00		11,275.29	494.52	173.94	577.71	2,170.48	223.34	54,757.27
1	438	GABRIEL, MICHAEL G.	10/13/10	I	6D	18.78	39,448.00		11,053.13	494.52	173.94	572.00	2,170.48	223.34	53,172.41
1	433	PADIOS, ROGER S.	10/13/10	I	7B	19.35	40,248.00		11,390.18	494.52	173.94	583.60	1,682.98	225.94	54,799.16
1	9215	QUICHOCHO, JOY R.	10/13/10	I	7C	19.54	40,643.00		11,501.97	494.52	173.94	566.33	2,400.84	225.94	55,440.21
1	421	QUINATA, BENNY M.	10/13/10	I	6C	18.78	39,057.00		11,053.13	494.52	173.94	808.18	4,808.18	277.16	56,430.26
1	426	REYES, THERESA R.	10/13/09	I	5D	18.23	37,918.40		10,730.91	494.52	173.94	549.82	2,170.48	223.34	52,261.40
1	452	SALAS, ERIC J.	10/13/10	I	6C	19.35	40,241.00				173.94	583.49	2,170.48	374.40	54,780.46
1	454	SAN NICOLAS, FRANK J.	10/13/10	I	6C	18.78	39,057.00		11,053.13	494.52	173.94	566.33	6,516.90	374.40	58,236.22
1	429	SANCHEZ, JERRY D.	10/13/10	I	9D	21.37	44,451.00				173.94	644.54	2,170.48	223.34	60,242.93
1	458	SANGLIN, JAMES A.	1/31/11	I	5A	17.69	36,794.00	12,579.63			173.94	533.51	2,170.48	223.34	50,802.49
1	439	QUENGA, JONATHAN J.	5/17/11	I	5A	17.69	36,794.00		10,412.70	494.52	173.94	533.51	2,400.84	225.94	51,035.45
1	455	LAITAN, RONALD E.	12/1/10	E	17B	17.05	35,473.00		10,038.86	494.52	173.94	533.51	2,400.84	374.40	53,071.62
1	464	AKIMA, RODNEY F.	10/13/10	E	7D	11.69	24,305.00		6,878.32	494.52	173.94	352.42	6,516.90	374.40	39,095.50
1	442	DUENAS, GERARD M.	10/13/10	E	11A	13.30	27,661.00		7,828.06	494.52	173.94	401.08			36,558.61
1	435	DUENAS, KEESHA ANN F.	10/13/10	E	7C	11.57	24,064.00		6,810.11	494.52	173.94	345.33			31,542.57
1	443	FRANQUEZ, MICHAEL A.P.	10/13/10	E	7B	11.45	23,816.00		6,739.93	494.52	173.94	348.93			31,569.72
1	456	TERLAJE, BRANDON C.	10/13/10	E	7C	11.57	24,064.00		6,810.11	494.52	173.94	348.93	2,400.84	225.94	34,518.28
1	402	RABAGO, ROSE N.													
1	411	TAIMANGI O TERESA C													

FY-2012
APPROVED STAFFING PATTERN
As of 9/30/12

Position Number	NAME	POSITION TITLE	Last Increment	Pay Grad	Grad Step	FY-2012		P	RET-DB	RET-DC	RET-DDI	LIFE	MEDICARE	MEDICAL	DENTAL	TOTAL
						Hourly Rate	Annual Income									
1	4108 ALVAREZ, PATRICK E.	Stevdore Supervisor I	4/12/11	J	5C	20.57	42,786.00	Y	12,109.00	12,109.00	494.52	173.94	620.43	3,606.72	374.40	60,167.01
1	4105 BLAS, ANTHONY M.	Stevdore Supervisor I	10/13/10	J	6D	21.62	44,971.00	Y	12,726.79	12,726.79	494.52	173.94	652.08	4,808.18	277.16	63,609.15
1	4104 BORJA, JOHN G.	Stevdore Supervisor I	10/13/10	J	7D	22.50	46,797.00	Y	13,243.55	13,243.55	494.52	173.94	658.59	2,400.84	225.94	63,335.79
1	4107 TAJALLE, JOSEPH C.	Stevdore Supervisor I	10/13/10	J	7A	21.84	45,420.00	Y	12,853.86	12,853.86	494.52	173.94	658.59	2,400.84	-	59,600.91
1	4203 ASANOMA, FRANCIS J.	Stevdore Leader	10/13/10	H	8A	17.48	36,368.00	Y	10,292.14	10,292.14	494.52	173.94	527.34	2,400.84	225.94	50,482.72
1	4200 DYASCO, RICHARD A.S.	Stevdore Leader	10/13/10	H	10C	19.31	40,173.00	Y	11,368.96	11,368.96	494.52	173.94	582.81	2,400.84	225.94	54,925.19
1	4205 MANGLONA, JOAQUIN T.	Stevdore Leader	10/13/10	H	7D	17.31	36,008.00	Y	10,190.26	10,190.26	494.52	173.94	522.12	6,516.90	374.40	54,280.14
1	4226 MEEKS, ROBERT L.	Stevdore Leader	6/14/11	H	7B	16.97	35,299.00	Y	9,989.62	9,989.62	494.52	173.94	511.84	6,516.90	-	46,468.91
1	4202 RETUYAN, JOEY B.	Stevdore Leader	10/13/10	H	12C	20.91	43,502.00	Y	12,311.07	12,311.07	494.52	173.94	532.61	6,516.90	374.40	62,878.31
1	4201 SANTOS, GILBERT G.	Stevdore Leader	10/13/10	H	8B	17.66	36,732.00	Y	10,395.16	10,395.16	494.52	173.94	532.61	2,170.48	-	48,328.23
1	4334 TOPASNA, REED K.S.	Stevdore Leader	10/13/10	H	8B	17.66	36,732.00	Y	10,395.16	10,395.16	494.52	173.94	532.61	2,170.48	223.34	50,722.05
1	4320 AGUIGUI, CHRISTOPHER J.	Stevdore	3/8/11	F	8C	13.72	28,547.00	Y	8,078.80	8,078.80	494.52	173.94	413.93	2,400.84	225.94	40,334.97
1	4316 AGUON, JOSEPH J.	Stevdore	10/13/10	F	10C	14.86	30,912.00	Y	8,748.10	8,748.10	494.52	173.94	448.22	2,400.84	-	40,776.78
1	4340 ATALIG, JOSEPH O.	Stevdore	10/13/10	F	10A	14.57	30,303.00	Y	8,575.75	8,575.75	494.52	173.94	439.39	2,400.84	-	39,986.60
1	4329 BABAUTA, SAMMY Q.	Stevdore	9/27/11	F	8B	13.59	28,264.00	Y	7,998.71	7,998.71	494.52	173.94	409.83	1,682.98	225.94	39,967.78
1	4347 BENITO, CHRISTOPHER J.	Stevdore	2/20/12	F	7B	13.06	27,161.00	Y	7,686.56	7,686.56	494.52	173.94	393.83	1,682.98	225.94	37,818.78
1	4326 CALVO, FRANKLIN J.	Stevdore	10/13/10	F	10B	14.71	30,606.00	Y	8,661.50	8,661.50	494.52	173.94	443.79	1,682.98	-	42,288.67
1	4301 CEPEDA JR, FRANK V.A.	Stevdore	10/13/10	F	10B	14.71	30,606.00	Y	8,661.50	8,661.50	494.52	173.94	443.79	1,682.98	-	40,379.75
1	4304 CRUZ, BENNY G.	Stevdore	10/13/10	F	10C	14.71	30,606.00	Y	8,661.50	8,661.50	494.52	173.94	443.79	1,682.98	225.94	42,288.67
1	4346 DATUIN, NORBERTO G.	Stevdore	2/20/12	F	7B	13.06	27,161.00	Y	7,686.56	7,686.56	494.52	173.94	393.83	1,682.98	225.94	37,818.78
1	4317 DEFENSOR, ROMY C.	Stevdore	10/13/10	F	10B	14.71	30,606.00	Y	8,661.50	8,661.50	494.52	173.94	443.79	1,682.98	-	45,187.93
1	4339 DUKE, MATHIEU B.	Stevdore	10/13/10	F	9D	14.42	30,003.00	Y	8,490.85	8,490.85	494.52	173.94	435.04	4,808.18	223.34	43,600.83
1	4513 FLORES, JESSE J.	Stevdore	10/13/10	F	9B	14.15	29,422.00	Y	8,326.43	8,326.43	494.52	173.94	426.62	4,808.18	277.16	43,928.85
1	4306 MESA, JOSEPH A.	Stevdore	10/13/10	F	10D	15.01	31,221.00	Y	8,835.54	8,835.54	494.52	173.94	452.70	2,578.68	-	41,177.71
1	4318 NAPUTI, ARTHUR A.	Stevdore	10/13/10	F	10D	15.01	31,221.00	Y	8,835.54	8,835.54	494.52	173.94	452.70	2,578.68	277.16	44,033.55
1	4311 PEREZ, CHAUNCY J.	Stevdore	10/13/10	F	10C	14.86	30,912.00	Y	8,748.10	8,748.10	494.52	173.94	448.22	2,400.84	225.94	43,403.56
1	4322 PINEDA, BENJAMIN B.	Stevdore	10/13/10	F	10C	14.86	30,912.00	Y	8,748.10	8,748.10	494.52	173.94	448.22	2,400.84	225.94	43,403.56
1	4336 QUINATA, JEFFREY J.	Stevdore	10/13/10	F	10A	14.57	30,305.60	Y	8,576.48	8,576.48	494.52	173.94	439.43	2,400.84	-	39,989.98
1	4309 ROBERTO, JOSEPH B.	Stevdore	10/13/10	F	10B	14.71	30,606.00	Y	8,661.50	8,661.50	494.52	173.94	443.79	2,400.84	225.94	43,006.53
1	4337 SALAS, CHRISTOPHER P.	Stevdore	10/13/10	F	10C	14.86	30,912.00	Y	8,748.10	8,748.10	494.52	173.94	448.22	2,400.84	-	40,776.78
1	4303 SANCHEZ, RUDY O.	Stevdore	10/13/10	F	10C	14.86	30,912.00	Y	8,748.10	8,748.10	494.52	173.94	448.22	2,400.84	-	40,776.78
1	4315 SANCHEZ, THADDEUS J.N.	Stevdore	10/13/10	F	10B	14.71	30,606.00	Y	8,661.50	8,661.50	494.52	173.94	443.79	1,682.98	225.94	40,379.75
1	4348 TANTA, JOSEPH M.	Stevdore	3/8/11	F	8C	13.72	28,547.00	Y	8,078.80	8,078.80	494.52	173.94	413.93	2,400.84	225.94	40,334.97
1	4307 TANTA, JOSEPH M.	Stevdore	2/27/12	F	7B	13.06	27,161.00	Y	7,686.56	7,686.56	494.52	173.94	393.83	1,682.98	225.94	43,403.56
1	4328 TOPASNA, RENE L.	Stevdore	8/30/10	F	10C	14.86	30,912.00	Y	8,748.10	8,748.10	494.52	173.94	448.22	2,400.84	225.94	43,403.56
1	4313 TAIANA, DOMINIC D.A.	Stevdore	10/13/10	F	7B	13.45	27,234.12	Y	7,707.26	7,707.26	494.52	173.94	394.89	36,004.73	-	36,004.73
1	4342 VAN METER, LESTER M.	Stevdore	10/17/11	F	7B	13.06	27,161.00	Y	7,686.56	7,686.56	494.52	173.94	393.83	1,682.98	225.94	37,818.78
1	4222 QUIDACHAY, JOHN G.	Winch Operator	9/6/11	F	14C	17.43	36,247.00	Y	10,257.90	10,257.90	494.52	173.94	525.58	4,808.18	277.16	52,784.28
1	4332 ASANOMA, VINCENT J.	Winch Operator	10/13/10	G	9A	15.96	33,198.00	Y	9,395.03	9,395.03	494.52	173.94	481.37	4,808.18	223.34	47,746.35
1	4225 CABE JR, QUIRINO B.	Winch Operator	10/13/10	G	9A	15.96	33,198.00	Y	9,395.03	9,395.03	494.52	173.94	481.37	4,808.18	277.16	48,828.21
1	4228 CALIP, AMBROSE I.	Winch Operator	10/13/10	G	12A	17.98	37,408.00	Y	10,586.46	10,586.46	494.52	173.94	542.42	1,682.98	225.94	50,619.74
1	4220 PEREDO, FRANKIE S.	Winch Operator	10/13/10	G	9B	16.12	33,530.00	Y	9,488.99	9,488.99	494.52	173.94	486.19	3,606.72	-	44,173.64
1	4325 QUIDACHAY, WILLIAM G.	Winch Operator	10/13/10	G	9B	16.12	33,530.00	Y	9,488.99	9,488.99	494.52	173.94	486.19	3,606.72	374.40	47,660.24
1	4308 QUINATA, JESSE N.	Winch Operator	10/13/10	G	8D	15.80	32,869.00	Y	9,301.93	9,301.93	494.52	173.94	476.60	6,516.90	374.40	49,712.77
1	4310 SANTOS, WALTER M.	Winch Operator	10/13/10	G	9B	16.12	33,530.00	Y	9,488.99	9,488.99	494.52	173.94	486.19	6,516.90	-	44,173.64
1	4343 SANTOS, KENNETH A.	Stevdore	10/13/10	F	7B	13.06	27,161.00	Y	7,686.56	7,686.56	494.52	173.94	393.83	1,682.98	225.94	37,818.78
1	4338 VACANT	Stevdore (Casual)		F	7B											
1	4312 VACANT	Stevdore (Casual)		F	7B											
1	4324 VACANT	Stevdore (Casual)		F	7B											
52							1,644,502.72		92,669.48	372,724.79	20,275.32	8,523.06	21,843.77	102,987.56	8,220.68	2,271,747.37
1	4402 PARR, BENNY J.	Rigger	10/13/10	G	9B	16.12	33,530.00	Y	9,488.99	9,488.99	494.52	173.94	486.19	2,400.84	225.94	46,305.90
1	4310 TEDTAO, PAUL M.	Rigger	10/13/10	G	9C	16.28	33,865.00	Y	9,583.80	9,583.80	494.52	173.94	491.04	4,808.18	277.16	49,693.64
1	4205 TORRES, STEVEN G.	Rigger	10/13/10	G	14A	19.47	40,507.00	Y	11,463.48	11,463.48	494.52	173.94	587.35	2,400.84	225.94	55,358.55
1	4230 NAPUTI, DAVID	Rigger	10/13/10	G	8D	15.80	32,879.12	Y	9,304.79	9,304.79	494.52	173.94	476.75	4,808.18	-	43,329.12
1	4221 VACANT	Rigger Leader		H	4D	16.97	35,299.00	Y	9,989.62	9,989.62	494.52	173.94	511.84	1,682.98	225.94	48,377.83
1							35,299.00							1,682.98	225.94	48,377.83

**FY-2012
APPROVED STAFFING PATTERN
As of 9/30/12**

Position Number	NAME	POSITION TITLE	Last Increment	Pay Grad	Grad Step	FY-2012		P	RET-DB	RET-DC	RET-DDI	LIFE	MEDICARE	MEDICAL	DENTAL	TOTAL
						Hourly Rate	Annual Income									
TERMINAL DIVISION (320)																
1	5000 ULLOA JR., JOSE A.	Terminal Superintendent	10/13/10	N	8C		39.15	81,432.00	Y	23,045.26	494.52	173.94	1,180.76	-	-	106,326.48
1	440 DRILON, JESSICA C.	Administrative Assistant	10/13/10	G	7B		14.89	30,964.00	Y	8,762.81	494.52	173.94	448.98	-	-	40,844.25
1	5100 CEPEDA, FRANK S.N.	Cargo Checker Supervisor	10/13/10	J	6C		21.41	44,525.00	Y	12,600.58	494.52	173.94	645.61	2,400.84	-	60,345.97
1	3212 TAMARES, NEIL S.A.	Cargo Checker Supervisor	10/13/10	J	6C		21.41	44,525.00	Y	12,600.58	494.52	173.94	645.61	6,516.90	374.40	65,330.95
1	5214 PRONOBLE, ANILO L.	Cargo Checker Leader	3/29/11	H	10A		18.93	39,382.00	Y	11,145.11	494.52	173.94	571.04	4,806.18	277.16	56,357.43
1	5315 TUITLU, JOSHUA T.	Cargo Checker Leader	10/13/10	H	7A		16.80	34,834.29	Y	9,858.10	494.52	173.94	505.10	3,606.72	374.40	49,847.07
1	5300 AGUIGUI, ANGELA M.	Cargo Checker	10/13/10	F	10D		15.01	31,221.00	Y	8,835.54	494.52	173.94	452.70	2,400.84	225.94	43,804.49
1	5313 BARCINAS, MICHAEL J.	Cargo Checker	4/19/11	F	8D		13.86	28,832.00	Y	8,159.46	494.52	173.94	1,682.98	3,986.96	225.94	39,986.96
1	5310 BORJA, RICHARD N.	Cargo Checker	2/8/10	F	8D		13.86	28,832.00	Y	8,159.46	494.52	173.94	1,682.98	3,986.96	225.94	39,986.96
1	5335 CRUZ, JEFFREY Q.	Cargo Checker	10/31/11	F	7C		13.19	27,435.20	Y	7,764.16	494.52	173.94	397.81	2,578.68	277.16	39,121.47
1	5336 DUENAS, VICTOR Q.	Cargo Checker	11/7/11	F	7C		13.19	27,435.20	Y	7,764.16	494.52	173.94	397.81	2,578.68	277.16	39,121.47
1	5309 GUERRERO, ADRIAN A.	Cargo Checker	10/13/10	F	10C		14.86	30,912.00	Y	8,748.10	494.52	173.94	448.22	3,760.14	223.34	44,780.26
1	5330 HEFLIN, STEVE J.	Cargo Checker	10/13/10	F	10B		14.71	30,606.00	Y	8,661.50	494.52	173.94	443.79	4,806.18	277.16	45,465.09
1	5321 LEON GUERRERO, ANTONY B.	Cargo Checker	9/20/11	F	8C		13.72	28,547.00	Y	8,078.80	494.52	173.94	413.93	1,682.98	225.94	37,708.19
1	5320 LUBASAN, JESS MARVIN T.	Cargo Checker	10/13/10	F	10C		14.86	30,912.00	Y	8,748.10	494.52	173.94	448.22	3,760.14	223.34	44,780.26
1	5303 MANIBUSAN, ANTHONY P.D.	Cargo Checker	9/27/11	F	8C		13.72	28,547.00	Y	8,078.80	494.52	173.94	413.93	1,682.98	225.94	37,708.19
1	5328 MANIBUSAN, FRANK C.	Cargo Checker	10/13/10	F	10D		15.01	31,221.00	Y	8,835.54	494.52	173.94	452.70	2,400.84	225.94	41,177.71
1	5215 MESA, TRAVIS P.	Cargo Checker	11/8/10	F	7C		13.19	27,433.00	Y	7,763.54	494.52	173.94	397.78	2,400.84	225.94	38,889.56
1	5215 MESA, TRAVIS P.	Cargo Checker	4/26/11	F	8D		13.86	28,832.00	Y	8,159.46	494.52	173.94	1,682.98	3,986.96	225.94	39,986.96
1	5329 PALOMO, CRAIG-THOMAS D.	Cargo Checker	10/13/10	F	10A		14.71	30,606.00	Y	8,661.50	494.52	173.94	443.79	2,170.48	223.34	42,773.57
1	5306 PAULINO, BRADLEY S.	Cargo Checker	4/26/11	F	8D		13.86	28,832.00	Y	8,159.46	494.52	173.94	1,682.98	3,986.96	225.94	40,704.76
1	5302 PEREZ, JOAQUIN T.	Cargo Checker	2/8/10	F	8C		13.72	28,547.00	Y	8,078.80	494.52	173.94	413.93	3,780.14	223.34	41,711.67
1	5200 QUICHOCHO, JESUS T.	Cargo Checker	10/13/10	F	12B		15.93	33,142.00	Y	9,379.19	494.52	173.94	480.56	1,682.98	225.94	45,579.13
1	5216 QUINATA, LINA M.	Cargo Checker	10/13/10	F	13D		16.91	35,172.80	Y	9,953.90	494.52	173.94	511.71	3,780.14	223.34	49,304.12
1	5314 RETUMBAN JR., EDGARDO T.	Cargo Checker	10/13/10	F	11B		15.31	31,849.00	Y	9,013.27	494.52	173.94	461.81	2,400.84	225.94	44,124.80
1	5322 RETUMBAN, ALEJANDRO T.	Cargo Checker	10/13/10	F	11B		15.31	31,849.00	Y	9,013.27	494.52	173.94	461.81	2,400.84	225.94	44,124.80
1	5307 ROSARIO, JOHN P.	Cargo Checker	10/13/10	F	10D		15.01	31,221.00	Y	8,835.54	494.52	173.94	452.70	2,400.84	225.94	43,804.49
1	5316 SABLAN, PATRICK J. JR.	Cargo Checker	10/24/11	F	7C		13.19	27,435.20	Y	7,764.16	494.52	173.94	397.81	2,400.84	225.94	38,892.41
1	5305 SAN NICOLAS, KEITH D.	Cargo Checker	10/13/10	F	10C		14.86	30,912.00	Y	8,748.10	494.52	173.94	448.22	3,760.14	223.34	44,780.26
1	5317 SAN NICOLAS, PAUL A.	Cargo Checker	10/13/10	F	11B		15.31	31,849.00	Y	9,013.27	494.52	173.94	461.81	2,400.84	225.94	44,124.80
1	5311 SANCHEZ, MATTHEW Q.	Cargo Checker	10/13/10	F	10B		14.71	30,606.00	Y	8,661.50	494.52	173.94	443.79	1,682.98	225.94	42,288.67
1	5301 SANTOS, BRYAN A.L.	Cargo Checker	2/15/11	F	8D		13.86	28,832.00	Y	8,159.46	494.52	173.94	1,682.98	3,986.96	225.94	38,077.98
1	5312 TAITANO, JULIAN A.	Cargo Checker	10/13/10	F	10C		14.86	30,912.00	Y	8,748.10	494.52	173.94	448.22	2,400.84	225.94	42,909.04
1	5304 TOVES, VINCENT	Cargo Checker	11/14/11	F	7C		13.19	27,433.00	Y	7,763.54	494.52	173.94	397.78	1,682.98	225.94	38,171.70
1	5007 FLORES, JANICE H.	Planner Work Coordinator	10/25/10	I	2A		15.70	32,653.00	Y	9,240.80	494.52	173.94	473.47	2,400.84	225.94	45,488.57
1	5319 SAN NICOLAS, WAYNE D.	Planner Work Coordinator	10/13/10	I	5D		18.23	37,909.00	Y	10,728.25	494.52	173.94	549.68	1,682.98	225.94	51,764.31
1	940 ROCIO, ANDRE F.	Administrative Aide	3/7/11	E	5D		10.79	22,445.00	Y	6,351.93	494.52	173.94	325.45	1,682.98	225.94	31,689.77
1	5308 VACANT	Cargo Checker		F	7C		13.19	27,433.00	Y	7,763.54	494.52	173.94	397.78	1,682.98	225.94	38,171.70
1	5217 VACANT	Cargo Checker Supervisor		J	2D		18.44	36,352.00	Y	10,853.62	494.52	173.94	556.10	1,682.98	225.94	52,339.10
1	5003 VACANT	Planner Work Coordinator		I	2A		15.70	32,653.00	Y	9,240.80	494.52	173.94	473.47	1,682.98	225.94	44,944.65
41								1,346,713.99		329,659.03	17,802.72	6,957.60	19,017.34	101,754.90	8,564.92	1,881,931.15
TRANSPORTATION(330)																
Transportation Superintendent's Office																
1	6000 SANTOS, RAYMOND B.	Transportation Superintendent	10/13/10	N	8C		39.15	81,432.00	Y	23,045.26	494.52	173.94	1,180.76	3,780.14	223.34	110,329.96
1	6007 CRUZ, JESUSA A.	Administrative Assistant	8/2/11	G	7B		14.89	30,964.00	Y	8,762.81	494.52	173.94	448.98	-	-	40,844.25
1	6003 TAJERON, MICHAEL U.	Transportation Supervisor	10/13/10	K	10D		28.90	60,114.00	Y	17,012.26	494.52	173.94	871.65	2,400.84	225.94	80,798.64
1	6201 BAMBIA, JOSE P.	Crane Operator Leader	10/13/10	J	6C		21.41	44,525.00	Y	12,600.58	494.52	173.94	645.61	1,682.98	225.94	59,854.05
1	6202 TENORIO, PETER S.N.	Crane Operator Leader	10/13/10	J	7C		22.28	46,333.00	Y	13,112.24	494.52	173.94	671.83	2,400.84	225.94	62,917.79
1	6215 CRUZ, FRANKIE R.J.	Equipment Operator Leader	10/13/10	I	10A		21.58	44,895.00	Y	12,705.29	494.52	173.94	650.98	3,780.14	223.34	62,428.68
1	6301 MENO, JOAQUIN R.	Equipment Operator Leader	10/13/10	I	11C		22.91	47,657.00	Y	13,486.93	494.52	173.94	702.58	4,808.18	277.16	66,403.21
1	6002 LEFEVER, MINA M.	Planner Work Coordinator	10/3/11	I	3C		16.66	34,661.00	Y	9,809.06	494.52	173.94	502.58	1,682.98	225.94	47,550.03
1	6005 VACANT	Transportation Supervisor		K	6D		24.65	51,266.00	Y	14,508.28	494.52	173.94	743.36	1,682.98	225.94	69,095.01
9								441,847.00		56,125.41	1,978.08	1,565.46	5,715.75	22,219.08	1,853.54	600,221.62
CRANE OPERATOR (331)																

FY-2012
APPROVED STAFFING PATTERN
As of 9/30/12

Position Number	NAME	POSITION TITLE	Last Increment	Pay Grad	Grad Step	FY-2012		P	RET-DB	RET-DC	RET-DDI	LIFE	MEDICARE	MEDICAL	DENTAL	TOTAL
						Hourly Rate	Annual Income									
1	MAFNAS, JESUS C.	Preventive Maint. Mechanic	10/13/10	I	6C	18.78	39,057.00	Y	0.28	11,053.13	494.52	173.94	566.33	-	-	51,344.92
1	NARCIS, JERRY I.	Preventive Maint. Mechanic	10/13/10	I	6C	18.78	39,062.40	Y		11,054.66	494.52	173.94	566.40	-	-	51,351.92
1	TOPASNA, DAVID G.	Preventive Maint. Mechanic	10/13/10	I	5A	18.04	37,533.00	Y		10,621.84	494.52	173.94	544.23	3,790.14	223.34	53,371.01
1	CANDOLETA, JUSTIN A.	Cargo Checker	2/8/11	F	8C	13.72	28,547.00	Y	\$ 28,345.51	8,078.80	494.52	173.94	413.93	2,578.68	277.16	40,564.03
12							481,825.60		\$ 108,011.14	4,945.20	2,087.28	6,173.36	33,238.40	2,150.46	666,776.94	
FLEET MAINTENANCE SECTION (413)																
1	MANIBUSAN, MARK J.	Heavy Equip. Mech. Supervisor	10/13/10	K	8D	26.69	55,515.20		15,710.80	12,475.77	494.52	173.94	-	2,578.68	-	71,399.94
1	NARPUTI, ANTHONY Q.	Heavy Equip. Mechanic Leader	10/13/10	J	6B	21.19	44,084.00	Y		9,615.77	494.52	173.94	492.68	2,170.48	223.34	59,806.91
1	JARDELEZA, NESTOR G.	Heavy Equipment Mechanic I	3/7/11	I	3A	16.34	33,978.00	Y		8,337.46	494.52	173.94	427.18	1,682.98	-	47,148.74
1	FLORIANO, JAVIER O. JR.	Heavy Equipment Mechanic I	12/6/10	G	6A	14.16	29,461.00	Y		10,836.86	494.52	173.94	555.25	3,780.14	223.34	40,577.09
1	ADONAY, WILFREDO B.	Heavy Equipment Mechanic	10/13/10	I	6A	18.41	38,292.80	Y		11,054.66	494.52	173.94	566.40	3,606.72	225.94	54,356.85
1	FAASUAMALIE, IONATANA	Heavy Equipment Mechanic	10/13/10	I	6C	18.78	39,062.40	Y		10,942.82	494.52	173.94	566.40	3,606.72	225.94	53,260.84
1	FLORES, ROY P.C.	Heavy Equipment Mechanic	10/13/10	I	6B	18.59	38,667.20	Y		12,090.67	494.52	173.94	619.49	2,578.68	277.16	54,820.27
1	HUDSON, WILLIAM M.	Heavy Equipment Mechanic	10/13/10	I	8D	20.54	42,723.20	Y		10,836.86	494.52	173.94	555.25	2,170.48	223.34	58,463.13
1	LEON GUERRERO, JOHN J.	Heavy Equipment Mechanic	10/13/10	I	6A	18.41	38,292.80	Y	\$ 27,801.47	74,100.21	3,461.64	1,565.46	3,776.92	20,251.14	1,547.52	492,580.96
9							360,076.60									
WELDER SECTION (414)																
1	TEDTAOTAO, JOSE M.	Welder Supervisor	10/13/10	K	9B	27.23	56,630.00	Y		16,026.29	494.52	173.94	821.14	1,682.98	225.94	74,145.89
1	TAITANO, MICHAEL J.	Welder Leader	10/13/10	J	8C	23.18	48,214.00	Y	13,644.56	11,163.78	494.52	173.94	572.00	6,516.90	374.40	63,941.42
1	AQUAI, EARL T.L.	Welder II	10/13/10	I	6D	18.97	39,448.00	Y		11,166.50	494.52	173.94	572.14	6,516.90	374.40	58,743.54
1	AROMIN, RAY D.	Welder II	10/13/10	I	6D	18.97	39,457.60	Y		11,163.78	494.52	173.94	572.00	-	-	58,756.00
1	DUENAS, DAVID D.	Welder I	10/13/10	I	6D	18.78	39,448.00	Y		11,054.66	494.52	173.94	566.40	-	-	51,852.24
1	FEJERAN, PETE JR. Q.	Welder II	10/13/10	I	6C	18.78	39,062.40	Y		11,166.50	494.52	173.94	572.14	1,682.98	225.94	53,773.62
1	9409	MENDIOLA, JESSE C.	10/13/10	I	6D	18.97	39,457.60	Y		13,621.92	494.52	173.94	572.14	3,780.14	223.34	65,933.34
1	9402	MENDIOLA, ROY C.	10/13/10	I	11D	23.14	48,134.00	Y		9,615.77	494.52	173.94	492.68	1,682.98	225.94	46,663.83
1	9405	VACANT		I	3A	16.34	33,978.00		\$ 27,266.48	81,357.29	3,461.64	1,565.46	4,168.48	21,862.88	1,649.96	525,161.80
9							383,829.60									
FACILITY MAINTENANCE DIVISION																
Building Maintenance Superintendent's Office (420)																
1	8001	RAGASA, JOE A.	10/13/10	N	6C	36.15	75,201.00		21,281.88	21,281.88	-	173.94	1,090.41	-	-	97,747.24
1							75,201.00		\$ 21,281.88			173.94	1,090.41			97,747.24
BUILDING MAINTENANCE SECTION (421)																
1	8300	MUNOZ, RAYMOND C.	10/13/10	K	8A	25.90	53,881.00	Y		15,248.32	494.52	173.94	781.27	1,682.98	225.94	72,487.98
1	8302	TAITANO, DAVID C.	10/13/10	I	10B	21.80	45,344.00	Y	12,832.35	11,388.20	494.52	173.94	657.49	2,400.84	225.94	61,634.56
1	8304	AGUON, ANTHONY J.	10/13/10	I	7B	19.35	40,241.00	Y		9,989.62	494.52	173.94	583.49	3,606.72	374.40	56,862.28
1	8311	MARQUEZ, FELICIANO F.	10/13/10	H	7A	16.80	34,949.00	Y		8,953.84	494.52	173.94	511.84	2,400.84	-	46,468.91
1	8313	PEREZ, MELCHOR B.D.	10/13/10	H	7B	16.97	35,299.00	Y		8,337.46	494.52	173.94	427.18	3,780.14	223.34	45,055.08
1	8327	TASS, JOHN E.	1/31/11	H	4C	15.21	31,639.00	Y		7,016.42	494.52	173.94	359.50	1,682.98	225.94	38,894.11
1	8316	TIRADOR, LEO D.	2/7/11	G	6A	14.16	29,461.00	Y		6,878.32	494.52	173.94	352.42	1,682.98	225.94	34,746.30
1	8325	DIAZ, LUIS M.	10/13/10	E	8B	11.92	24,793.00	Y		8,435.10	494.52	173.94	432.19	1,682.98	225.94	34,113.12
1	8326	GUMATAOTAO, SHAUN R.	10/13/10	E	7D	11.69	24,305.00	Y		29,806.00	494.52	173.94	432.19	1,682.98	225.94	41,250.66
1	8310	VACANT		H	3A	14.33	29,806.00			6,043.75	494.52	173.94	432.19	1,682.98	225.94	41,250.66
1	8305	VACANT		H	3A	14.33	29,806.00				494.52	173.94	432.19	1,682.98	225.94	41,250.66
1	8318	VACANT		E	4C	10.27	21,356.00				494.52	173.94	309.66	1,682.98	225.94	30,286.79
		NEW-In House		H	3A											
		NEW-In House		H	3A											
12							400,880.00		\$ 31,676.76	81,772.28	4,450.68	1,913.34	5,306.00	22,286.42	2,179.32	550,464.80
JANITORIAL SERVICES SECTION (422)																

FY-2012
APPROVED STAFFING PATTERN
As of 9/30/12

Position Number	NAME	POSITION TITLE	Last Increment	Pay Grad	Grad Step	FY-2012		P	RET-DB	RET-DC	RET-DDI	LIFE	MEDICARE	MEDICAL	DENTAL	TOTAL
						Hourly Rate	Annual Income									
PROCUREMENT/SUPPLY DIVISION (630) (631)																
1	JAVIER, ALMA B.	Procurement & Supply Manager	3/1/11	N	5D	35.09	72,990.00		20,656.17			173.94		2,170.48		96,990.59
1	NEDEDOG, EDA LOUISE T.	Buyer II	10/13/10	G	6B	14.31	29,764.80	Y		8,423.44	494.52	173.94	431.59	6,516.90	374.40	46,179.59
1	WUSTIG, PEARL ANGEL C.	Buyer II	10/13/10	G	6D	14.59	30,347.20	Y		8,588.26	494.52	173.94	440.03	1,682.98	225.94	41,952.87
1	CASTRO, PIA A.	Administrative Assistant	1/31/11	G	4C	13.34	27,754.00	Y	\$ 20,656.17	7,854.38	1,483.56	695.76	402.43	3,606.72	374.40	40,660.40
4							160,856.00						1,274.06	13,977.08	974.74	224,783.44
SUPPLY SECTION (632)																
1	SABLAN, ANNIE L.G.	Inventory Management Administrator	8/22/11	L	5D	27.00	56,163.00			15,894.13	494.52	173.94	814.36	1,682.98	225.94	75,448.87
1	PECINA, GEORGE C.	Accounting Technician II	10/13/10	F	13C	16.75	34,840.00		9,859.72			173.94	505.18	1,682.98	225.94	47,287.76
1	DUENAS, GILBERT S.	Supply Supervisor	10/13/10	I	6A	18.41	38,292.80	Y		10,836.86	494.52	173.94	555.25	6,516.90	374.40	57,244.67
1	CASTRO JR., PETE M.	Supply Technician II	10/13/10	E	10B	12.91	26,852.80	Y		7,599.34	494.52	173.94	389.37	3,606.72	374.40	39,491.09
1	DIAZ, MICHAEL B.	Supply Technician II	10/13/10	E	15A	15.59	32,435.00		9,179.11			173.94	470.31	2,400.84		44,659.19
1	CRUZ, JOSEPH P.	Clerk III	10/13/10	C	17D	13.39	27,851.20	Y	\$ 19,038.83	42,212.22	1,976.08	1,043.64	403.84	1,682.98		38,488.37
6							216,434.80						3,138.30	17,573.40	1,200.68	302,619.95
Contract Management Section ()																
1	CRUZ, LAWRENCE M.	Contract Management Administrator	8/22/11	L	5C	26.73	55,607.00			15,736.78	494.52	173.94	806.30	2,400.84	225.94	75,445.32
1							55,607.00			15,736.78	494.52	173.94	806.30	2,400.84	225.94	75,445.32
ENGINEERING DIVISION (640)																
1	DELOS SANTOS, SIMEON S.	Engineer Manager	10/13/10	O	8C	44.63	92,830.40		26,271.00			173.94	1,346.04	1,682.98	225.94	122,530.30
1	MANGUBAT, RUDEL J.	Engineer III	10/13/10	L	6D	28.10	58,444.00		16,539.65			173.94	847.44	6,516.90	374.40	82,896.33
1	CONDE, ENRIQUE S.	Engineer II	10/13/10	K	6B	24.16	50,256.00		14,222.45			173.94	728.71	3,606.72		68,987.82
1	NEW	Engineer Technician II		H	4B				\$ 57,033.10			521.82		11,806.60	600.34	274,414.45
4							201,530.40						2,922.19			
COMMERCIAL DIVISION (650)																
1	NELSON, GLENN B.	Commercial Manager	10/13/10	N	7D	38.00	79,040.00	Y		22,368.32	494.52	173.94	1,146.08	3,780.14	223.34	107,226.34
1	LEON GUERRERO, JOHN L.	Administrative Assistant	8/16/11	G	7B	14.89	30,964.00	Y		8,762.81	494.52	173.94	448.98	40,844.25		40,844.25
1	PECINA, MARYLYNE R.P.	Commercial Specialist II	10/13/09	K	7B	25.14	52,297.00	Y		14,800.05	494.52	173.94	758.31	2,170.48	223.34	70,917.64
1	BLAZ, PETER E.	Commercial Specialist I	10/13/10	J	6A	20.98	43,648.00	Y		12,352.38	494.52	173.94	632.90			57,301.74
1	CARBULLIDO, RITA B.	Commercial Specialist I	10/13/10	J	6A	20.98	43,648.00	Y		12,352.38	494.52	173.94	632.90	2,170.48	223.34	59,062.66
1	SANCHEZ, DORIS D.	Commercial Specialist I	10/13/10	J	6A	20.98	43,648.00	Y		12,352.38	494.52	173.94	632.90	2,170.48	223.34	57,301.74
6							293,245.00		\$	82,988.33	2,967.12	1,043.64	3,619.16	8,121.10	670.02	392,654.37
INFORMATION TECHNOLOGY DIVISION (670)																
1	SUK, SOOJA L.	Systems Manager	10/13/10	N	6C	36.15	75,192.00		21,279.34			173.94		1,682.98	225.94	98,554.20
1	JENKINS, CAROL V.	Administrative Assistant	10/13/10	G	13B	18.90	39,312.00		11,125.30			173.94	570.02	2,400.84	225.94	53,808.04
1	PEREZ, DENNIS J.	Systems Programmer	10/13/10	L	7B	28.66	59,612.80	Y		16,870.42	494.52	173.94	864.39	2,400.84		80,416.91
1	BONTO, ARDEN B.	Systems Programmer	10/13/10	L	6A	27.27	56,721.60	Y		16,052.21	494.52	173.94	822.46	2,170.48	223.34	76,658.56
1	BLAS, DORIS G.	Computer Operator III	10/13/10	I	9C	21.16	44,012.80		12,455.62			173.94	638.19	1,682.98		58,963.53
1	YATAR, ANTHONY J. S.	Computer Operator Specialist	10/12/10	J	4D	19.97	41,530.00	Y		11,752.99	494.52	173.94	602.18	3,780.14	223.34	58,557.11
1	NEW	Computer Help Desk Technician														
1	NEW	Computer Support Specialist		I	5A											
1	NEW	Programmer Analyst														
1	NEW	Technology Specialist														
10							316,381.20		\$ 44,860.25	\$ 44,675.63	1,483.56	1,043.64	3,497.24	14,118.26	898.56	426,956.34
FINANCE DIVISION																

