



PORT OF GUAM
ATURIDAT I PUETTON GUAHAN
Jose D. Leon Guerrero Commercial Port
1026 Cabras Highway, Suite 201, Piti, Guam 96925
Telephone: 671-477-5931/35 Facsimile: 671-477-2689/4445
Website: www.portguam.com



Eddie Baza Calvo
Governor of Guam
Ray Tenorio
Lieutenant Governor

REGULAR MEETING OF THE BOARD OF DIRECTORS
Jose D. Leon Guerrero Port Authority of Guam
Friday, December 11, 2015
11:45am

AGENDA

- I. CALL TO ORDER
- II. APPROVAL OF MINUTES
 - a. November 12, 2015 – Regular Board Meeting
- III. PUBLIC COMMENTS:
 - a. Public Comments
 - b. Employee Comments
 - c. PAGGMA Association
- IV. GENERAL MANAGER'S REPORT
- V. OLD BUSINESS
 1. Procurement Status of Yard Equipment
- VI. NEW BUSINESS
 1. Budget Transfer Request – Port Police
 2. Cargo Checker Position
 3. Travel Authorization Request:
 - a. Emergency Management Institute, Exercise Evaluation/Improvement Planning Course, January 25-28, 2016, Emmitsburg, MD
 - b. Emergency Management Institute, July 2016 thru August 2016, Emmitsburg, MD
- VII. ADJOURNMENT



PORT OF GUAM

ATURIDAT I PUETTON GUAHAN

Jose D. Leon Guerrero Commercial Port

1026 Cabras Highway, Suite 201, Piti, Guam 96925

Telephone: 671-477-5931/35 Facsimile: 671-477-2689/4445

Website: www.portguam.com



Eddie Baza Calvo
Governor of Guam

Ray Tenorio
Lieutenant Governor

**MINUTES OF THE
REGULAR MEETING OF THE BOARD OF DIRECTORS
Thursday, November 12, 2015**

I. CALL TO ORDER

There being a quorum, the regular meeting of the Board of Directors was called to order at 11:55 a.m., Thursday, November 12, 2015. Present at the meeting were:

Francisco G. Santos, Chairman
Oscar A. Calvo, Vice Chairman
Timothy T. Kernaghan, Board Secretary
Joanne M.S. Brown, General Manager
Felix R. Pangelinan, Deputy General Manager (Operations)
Alfred F. Duenas, Deputy General Manager (Admin & Finance)
Atty. Darleen Hiton, Co-Counsel

Also present was Tristar-John Afleje, Vivek Kumar; Senator Tom Ada's office-Blaine Dydasco and Port Management staff.

II. APPROVAL OF MINUTES

a. **October 9, 2015 – Regular Board Meeting:** The Vice Chairman made motion to approve the minutes of October 9, 2015 subject to correction. The motion was seconded by Director Kernaghan and was unanimously passed.

III. PUBLIC COMMENTS

- a. **Public Comments:** None.
- b. **Employee Comments:** None.
- c. **PAGGMA Association:** Mr. Raymond Santos, PAGGMA President, informed the Board of the upcoming PAGGMA Christmas Party slated for December 5, 2015 at Hotel Nikko Guam.

IV. GENERAL MANAGER'S REPORT

The General Manager's report was provided for Board's information. The following key item(s) are noted as follows:

1. **Incident at Hagatna Boat Basin:** On October 9, 2015, a 25-foot recreational vessel named Meagan Moana with three boaters on board overturned at the entrance to the channel of the Gregorio D. Perez Hagatna Marina. There were no casualties.

2. **APL Announces U.S. Flagged Services to Guam and Saipan:** The Port on October 12, 2015 received notice that American President Lines (APL) was initiating a Guam Saipan Express (GSX) service that will connect the islands with Yokohama, Japan and the U.S. mainland. On October 14, 2015, the Port met with APL representatives and discussed the vessel plan and anticipates its first vessel port of call to Guam on November 24, 2015 with departure from Yokohama, Saipan then Guam. Mr. Felix R. Pangelinan, Deputy General Manager of Operations (DGMO) mentioned that latest developments on vessel arrival is anticipated to be early part of December 2015.

3. **PUC Hearings for Port Authority Tariff Petition:** The Public Utilities Commission (PUC) held its meeting on October 29, 2015 and addressed PAG Docket 15-04 Tariff Increase. In this meeting, the PUC Commissioners voted in favor for the Port to move forward with its tariff increase as presented. The Port then on October 30, 2015 issued a notice to all Shipping Agents and Port Users of the PUC's approval on the Port's Tariff Increase Petition to take effect on December 1, 2015.

4. **FEMA Reimbursement for Tropical Storm Halong:** The Port received notice from Guam Homeland Security/Office of Civil Defense regarding reimbursement in the amount of \$19,187.24 from Tropical Storm Halong. While the Port encumbered a total of \$106,071.00 in actual labor and equipment cost, FEMA does not cover administrative cost and regular pay.

5. **Port's TIGER Grant Application:** On October 30, 2015 the Port received notice from the American Association of Port Authorities (AAPA) announcing the TIGER Grants that were awarded by the U.S. Department of Transportation for 2015. Unfortunately, the Port was not awarded a grant. The grant application Port submitted was for the restoration of hotel wharf and access road.

6. **Status of Port Generator Installation:** A commissioning test was performed for Load Centers 1, 2, and 4. In the case of LC-1, the automatic transfer switch did not activate. The contractor is currently working to address this issue. LC-2 and LC-4 is fully operational. LC-3 is currently under repair and awaiting parts.

V. OLD BUSINESS

1. **Procurement Status of Yard Equipment:** For Board's information, Mrs. Alma B. Javier, Procurement Manager presented the following.

- a. Bid No. GSA/PAG-015-15 Top Lifters: Bid opening was on November 9, 2015. Three bidders submitted proposals which is currently under review and will be finalized by November 16, 2015. Once award has been made, the Port is hopeful to receive the top lifters in less than a year.

- b. Bid No. GSA/PAG-020-15 Articulated and Telescopic Boom – Bid opening amended to November 18, 2015 due to certain clarifications that needed to be made on the bid.
- c. Bid No. GSA/PAG-019-15 Street Sweeper: Award is being finalized.
- d. Bid No. GSA/PAG-022-15 Welding Machine: Award is being finalized.
- e. Bid No. GSA/PAG-021-15 Tractors and Bid No. GSA/PAG-018-15 Forklifts: Bid was cancelled. The Port is looking to re-solicit this bid.

VI. NEW BUSINESS

- 1. **IP&E Pipeline Easement**
- 2. **IP&E F3 Lease**
- 3. **Hanson Sublease Amendment**

As to items 1, 2 and 3 under new business, Legal Counsel mentioned that management is requesting approval from the Board to enter into the agreements subject to final review by legal. In the case of Hanson Sublease Amendment, Legal Counsel said IP&E's pipelines are currently going through the property lease of Hanson and based on the findings, such pipes are not accurately described in the sublease. As a result, Hanson expressed concerns about IP&E accessing the pipes for purposes of maintenance and adding new lines. Consequently, an amendment was made to Hanson's sublease agreement which recognizes the current location of IP&E's pipes. As to IP&E Pipeline Easement, Legal Counsel mentioned that the agreement expired in May 2015. During meeting discussions with IP&E on this matter, IP&E had requested that the term of the agreement be extended beyond a five year period. Legal Counsel had advised that Section 10105(i) of Chapter 10, Title 12, GCA indicates that lease of port properties is not to exceed five years; therefore, extending beyond five years is not permissible. One other issue addressed was the ownership of the pipelines at the end of the five year term. IP&E at that point has the option to either keep the pipelines or leave as is which would then become the property of the Port. On the matter of IP&E F3 Lease, Legal Counsel mentioned that the agreement expired in May 2015. After having met with IP&E on this matter, IP&E asked to lease F3 pier for an initial two year term with three year option to extend not to exceed a total of five year term. At the end of the term, IP&E will remove the bunker pits solely at its expense and restore the property back to its original state.

Director Kernaghan made motion to authorize management to enter into three lease agreements that include IP&E Pipeline Easement, IP&E F3 Lease and Hanson Sublease Agreement subject to final review by Legal Counsel. Motion was seconded by the Vice Chairman and was unanimously approved.

- 4. **Travel Authorization Request:**
 - a. **Maritime Law Enforcement Training, January 2016 thru may 2016, Port of Los Angeles, California**
 - b. **Incident Response to Terrorist Bombing Training, New Mexico Tech, January 2016 and February 2016, Socorro, New Mexico**

- c. **Emergency Management Institute, April 2016 thru September 2016, Emmitsburg, Maryland**
- d. **Association of Pacific Ports Winter Conference, January 13-15, 2016, Big Island, Hawaii**

Director Kernaghan made motion to approve the travel authorization request as presented under item 4 for a, b, c, and d of new business. Motion was seconded by the Vice Chairman and unanimously approved.

VII. ADJOURNMENT

There being no further business to discuss, it was moved by Director Kernaghan and seconded by the Vice Chairman to adjourn the meeting at 12:50 p.m. The motion was unanimously passed.



TIMOTHY T. KERNAGHAN, Board Secretary
Board of Directors

APPROVED BY:



FRANCISCO G. SANTOS, Chairman
Board of Directors





Port Authority of Guam Goodwill and Morale Association
1026 Cabras Hwy., Suite 201, Piti, Guam 96915 Tel: 477-5931-4 Ext. 204/240

December 11, 2015

UPCOMING PAGGMA EVENTS:

PAGGMA MEMBERS FUNDRAISER

December 12, 2015

Matson - Adahi I Tano in conjunction with USO 5K Fun Run

0500 to 0800 hours

PAGGMA Members to fill 1,400 balloons with water and throw it to the runners and we will gain \$500.00 that will go towards 2016 Relay For Life.

PAGGMA OFFICERS ELECTION/GENERAL MEETING

December 15, 2015

Board Room

1600 to 1900 hours

PAGGMA SPECIAL MEETING

December 30, 2015

Closeout FY 2015 Financials and pass on to the newly elected PAGGMA Board Members



PORT OF GUAM
ATURIDAT I PUETTON GUAHAN
Jose D. Leon Guerrero Commercial Port
1026 Cabras Highway, Suite 201, Piti, Guam 96925
Telephone: 671-477-5931/35 Facsimile: 671-477-2689/4445
Website: www.portguam.com



Eddie Baza Calvo
Governor of Guam
Ray Tenorio
Lieutenant Governor

December 11, 2015

FINANCE-YTD- September 2015

Financial Highlights

Income Statement

Balance Sheet

Accounts Receivable Aging Summary Report

Accounts Payable Summary

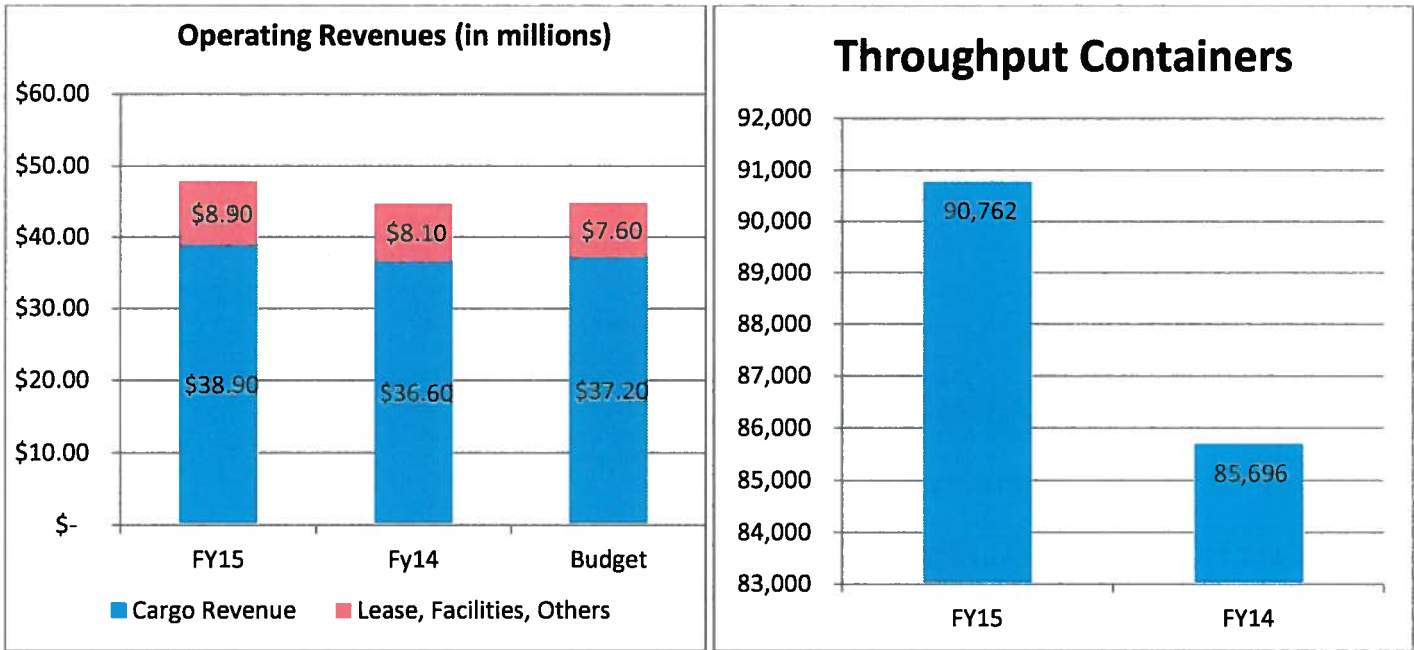
Budget Lift/Transfer Monthly Activities

Crane Surcharge Ledger

Facility Maintenance Ledger

Financial Highlights – YTD September FY2015

Operating Performance:



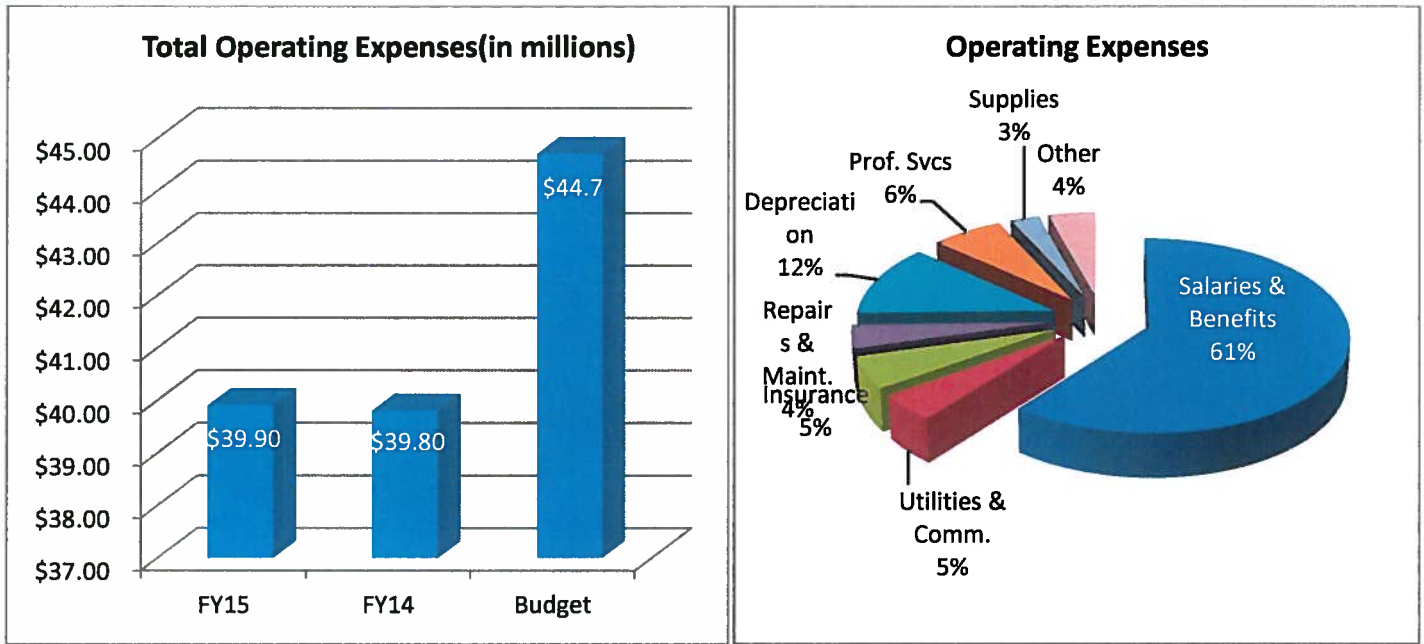
Total Operating Revenues as of September 2015 was \$47.8 million, which consist of \$38.9 million in cargo revenues and \$8.9 million in Facilities, Leases, and Other Services.

FY15 YTD cargo revenue is 6% higher than last year's total (\$36.6 mil) and 5% higher than Budget (\$37.2 mil).

FY15 YTD Facilities, Leases, and Other Services as of September is 10% higher than last year (\$8.1 mil) and 17% higher than budget (\$7.6 mil).

Overall Operating Revenues as of September is 7% higher than Budget (\$44.8 mil) and 7% higher than last year's year to date September (\$44.7 mil).

Total number of containers handled as of September 2015 was 90,762 which is 6% higher compared to last year September total 85,696.



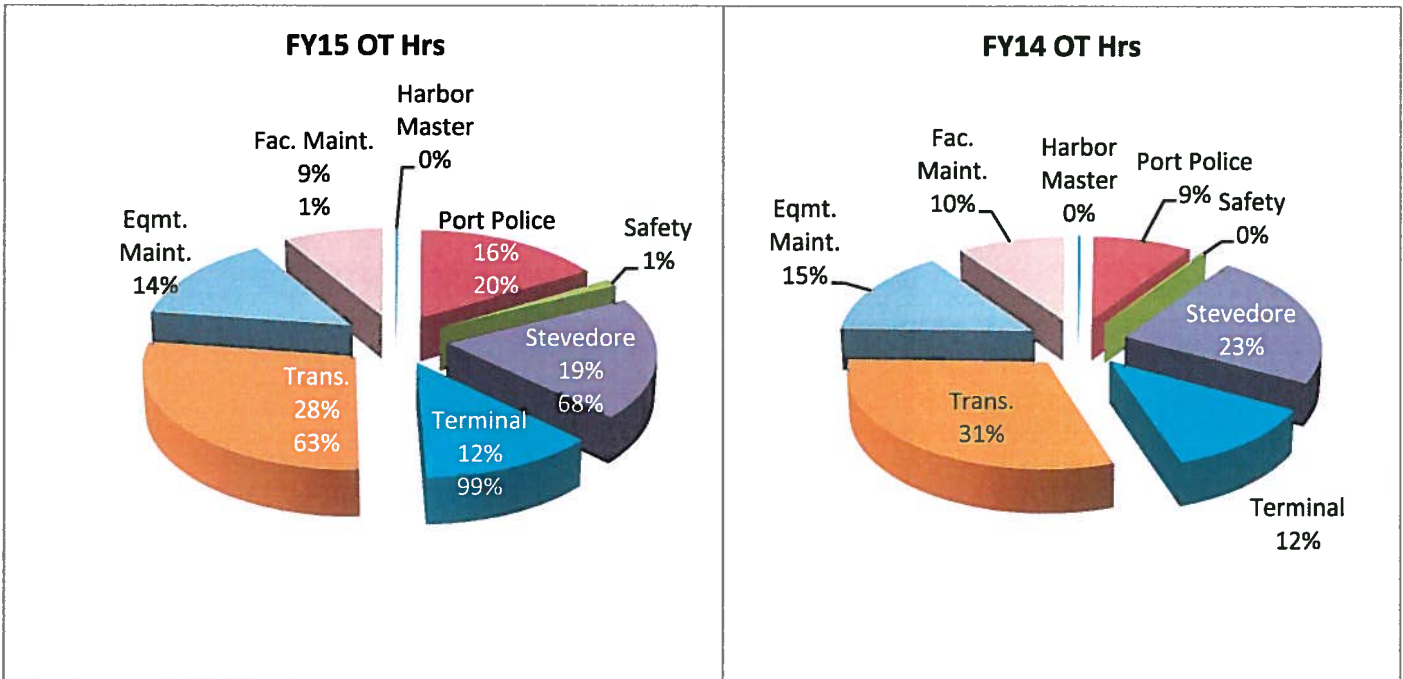
Total Operating Expenses as of September 2015 was \$39.9 million, which is 11% lower than Budget (\$44.7 mil) and less than 1% higher than last year's total operating expenses (\$39.8 mil).

Total Overtime as of September 2015 was \$1.8 million which is 59% higher than last year September (\$1.1 million). Direct Labor Revenue as of September was \$2.9million, which is 10% higher than last year and 17% higher than budget. Direct Labor charges are for services performed by Port employees under special service request and differentials under the throughput.

Below is the breakdown of overtime for each division/section for FY15 and FY14 as of September:

Sections	FY2015	FY2014	Budget	OT/HOL Revenue
Harbor Master	3,702	2,752	6,000	0
Port Police	294,593	103,190	318,400	58,389*
Safety	22,009	4,591	26,600	0
Stevedore-Cargo Handling	330,747	249,574	333,000	227,876
-Rigger	25,279	18,095	33,000	15,825
Terminal	224,007	136,825	233,158	221,259
Trans-Superintendent	76,430	66,348	78,076	0
-Crane Operators	112,785	84,589	123,388	46,419
-Equipment Oper.	287,508	178,778	308,394	273,541
-Dispatcher	28,597	20,852	36,844	0
Maint.-Crane Maint.	125,150	100,916	128,852	0
-Preventive Maint.	5,738	824	7,000	0
-Fleet Maint.	79,482	47,698	76,000	0
-Welders	47,229	20,805	52,000	0
Facility Maint.-Building	17,342	8,280	20,000	1,145
-Elect./Refr.	137,276	103,840	153,000	0
TOTAL	1,817,874	1,147,957	1,933,712	844,454

*Port Police OT Revenue is due to Passenger Vessels or under special service request. Electrician revenue is due to special service requests.



Year to date Operating Revenues minus the Year to date Operating Expenses resulted to an Operating Income of \$8 million as of September 30, 2015.

Non Operating Revenues and Expenses consist of the following: \$2.8M-Retirement contribution for COLA, Supplemental and Medical/Dental/Life Insurance expenses, \$864k-Interest expense on loans, \$46.9M Federal Reimbursements and 93k Interest Income. The net total of non operating expenses and revenues as of September is a positive \$43.9 million.

The Total Net Income as of September is \$51.9 million.

Accounts Receivable Trade (net) as of September 30, 2015 is \$7.3 million.

Aging Status is as follows: 78% - Current, 4% - over 30 days, 2% - over 60 days, 0% - over 90 days and 16% - over 120 days.

Accounts Payable Trade as of September 30, 2015 is \$2.2 million which is 45% higher than last month ending balance of \$1.5 million.

Port Authority of Guam
Income Statement
With Budget Comparison (Unaudited)
12 Months Ending 093015

Current Month	Actual	%	Last Year	Actual	%	Budget	%	Chng	NON OPERATING REVENUES	Year to Date	Actual	%	Last Year to Date	Actual	%	Chng	Budget	%
114,464	2.6%	80,541	2.1%	95,177	0.20	126,852	2.5%	1,130,194	FACILITIES	2,501,180	5.2%	2,942,454	2.5%	1,142,124	7.7%	1,142,124	0.07	
215,506	4.9%	309,961	8.2%	209,653	0.03	2,501,180	5.2%	2,942,454	FACILITIES USAGE MOBIL	47,640	0.1%	47,640	6.6%	-15,076	-15.0%	2,515,836	(0.01)	
82,485	1.9%	69,991	1.9%	103,710	(1.00)	47,640	0.1%	47,640	FACILITIES USAGE TRISTAR	1,093,775	2.3%	1,092,608	0.1%	23,820	0.0%	1,244,520	1.00	
349,522	7.9%	296,681	7.9%	92,105	(0.20)	1,093,775	2.3%	1,092,608	FACILITIES USAGE SPACE RENTAL	1,158,096	2.4%	1,151,623	2.4%	1,105,260	0.6%	1,105,260	0.05	
3,145	0.1%	5,638	0.1%	5,638	2.79	48,182	0.1%	67,657	FACILITIES LEASE INCOME	40,178	0.1%	37,652	0.1%	67,656	-28.8%	67,656	(0.29)	
3,048	0.1%	2,811	0.1%	3,207	(0.44)	40,178	0.1%	37,652	FACILITIES COMMON AREA MAINTENANCE FEE	10,175	0.0%	10,906	0.0%	7,872	6.7%	38,484	0.04	
2,750	0.1%	3,750	0.1%	656	(0.05)	10,175	0.0%	10,906	FACILITIES SECURITY SURCHARGE RENTAL	212,955	0.4%	213,941	0.5%	146,952	-0.5%	146,952	0.29	
25,006	0.6%	6,638	0.2%	12,246	1.04	50,506	0.1%	52,811	MARINA REVENUES	2,234,049	4.7%	1,014,753	0.1%	53,160	-4.4%	53,160	0.45	
4,989	0.1%	4,456	0.1%	4,430	0.13	50,506	0.1%	52,811	HARBOR OF REFUGE	8,613,599	18.0%	7,762,240	17.4%	7,045,680	-11.0%	7,045,680	0.22	
144,571	3.3%	105,177	2.8%	58,333	1.48	2,234,049	4.7%	1,014,753	DEMURRAGE									
945,486	21.5%	909,464	24.1%	587,140	0.61	8,613,599	18.0%	7,762,240	FACILITIES OTHER FEES & SERVICES									
									CLAIMS FEE	50	0.0%	13,873	0.0%	0.0%	0.0%	-100.0%	-	-
									BULK SCRAP		0.0%	383	0.0%	0.0%	0.0%	-100.0%	-	-
									MATERIAL USED	25,420	0.1%	32,199	0.1%	-21.1%	-21.1%	31,416	(0.19)	
2,679	0.1%	2,106	0.0%	1,655	(1.00)	28,130	0.1%	22,227	PASSENGER SERVICE	139,320	0.3%	119,576	0.3%	19,860	26.6%	19,860	0.42	
15,515	0.4%	10,568	0.3%	22,749	(0.32)	139,320	0.3%	119,576	BUNKER	95,661	0.2%	156,548	0.4%	272,988	16.5%	272,988	(0.49)	
4,511	0.1%	12,951	0.3%						SPECIAL SERVICES									
									ELECTRICAL POWER									
22,705	0.5%	26,407	0.7%	27,022	(0.16)	288,581	0.6%	344,806	OTHER FEES & SERVICES									
480	0.0%	2,043	0.1%	643	(0.25)	7,122	0.0%	30,164	ADMINISTRATIVE FEES & SERVICES									
									REIMBURSEMENTS									
(2,466)	-0.1%	(11,391)	-0.3%	32,355	(1.08)	0	0.0%	2	FEDERAL REIMBURSEMENT									
									EARTHQUAKE INSURANCE									
									TYPHOON INSURANCE									
									OTHER REIMBURSEMENT									
									REVENUE MINIMUM CHARGE									
(2,466)	-0.1%	(11,391)	-0.3%	32,355	(1.08)	0	0.0%	2	REIMBURSEMENTS									
966,205	21.9%	926,523	24.5%	647,160	0.49	8,909,302	18.6%	8,137,213	NON OPERATING REVENUES									
4,404,267	100.0%	3,775,382	100.0%	3,848,333	0.14	47,834,807	100.0%	44,707,764	TOTAL REVENUES									

**Port Authority of Guam
Income Statement
With Budget Comparison (Unaudited)
12 Months Ending 093015**

Current Month	%	Last Year		Budget	%	Chng	Year to Date	%	Last Year to Date		%	Chng	Budget	%
		Actual	%						Actual	%				
(1,459,180)	-33.1%	(1,268,715)	-33.6%	(1,672,197)	(0.13)	Salaries & Wages	(16,585,100)	-34.7%	(15,260,683)	-34.1%	8.7%	(19,124,892)	(0.13)	
(108,062)	-2.5%	(103,900)	-2.8%	(125,522)	(0.14)	Insured Benefits	(1,324,154)	-2.8%	(1,263,593)	-2.8%	4.8%	(1,424,180)	(0.07)	
(421,425)	-9.6%	(390,178)	-10.3%	(448,479)	(0.08)	Retirement Benefits	(4,862,770)	-10.2%	(4,716,303)	-10.5%	3.1%	(5,337,912)	(0.09)	
(193,246)	-4.4%	(157,216)	-4.2%	(1,375)	139.54	Other Benefits	(1,347,422)	-2.8%	(1,309,165)	-2.9%	2.9%	(16,500)	80.66	
(52,274)	-1.2%	(16,713)	-0.4%	(9,583)	4.45	Other Personnel Costs	(71,349)	-0.1%	(105,876)	-0.2%	-32.6%	(114,998)	(0.38)	
(5,703)	-0.1%	8,263	0.2%	(9,096)	(0.37)	Communications	(72,451)	-0.2%	(62,184)	-0.1%	16.5%	(109,152)	(0.34)	
(154,097)	-3.5%	(224,521)	-5.9%	(330,083)	(0.53)	Leases/Rentals	(1,736,201)	0.0%	(2,107,227)	0.0%	0.0%	(3,285,996)	-	
45,982	1.0%	(178,440)	-4.7%	(216,146)	(1.21)	Utilities	(2,184,225)	-3.6%	(2,223,647)	-4.7%	-17.6%	(3,285,996)	(0.47)	
(10,950)	-0.2%	(178,440)	-4.7%	(216,146)	(1.21)	General Insurance	(46,306)	-4.6%	(79,199)	-5.0%	-1.8%	(2,593,752)	(0.16)	
(37,371)	-0.8%	(135,032)	-3.6%	(59,962)	(1.10)	Repairs & Maintenance	(383,751)	-0.1%	(564,425)	-0.2%	0.0%	(116,302)	(0.60)	
(24,230)	-0.6%	(33,631)	-0.9%	(34,433)	(0.36)	Repairs & Maintenance-Subic Cr	(172,987)	-0.8%	(222,188)	-1.3%	-32.0%	(719,046)	(0.47)	
(36,931)	-0.8%	(43,555)	-1.2%	(36,306)	(0.11)	Repairs & Maintenance-Pola 14	(361,874)	-0.8%	(517,592)	-0.5%	-22.1%	(381,594)	(0.55)	
(32,260)	-0.7%	(43,555)	-1.2%	(36,306)	(0.11)	Repairs & Maintenance-Pola 16	(299,120)	-0.6%	(439,135)	-1.0%	-31.9%	(419,004)	(0.29)	
(24,865)	-0.6%	(38,568)	-1.0%	(36,306)	(0.32)	Repairs & Maintenance-Pola 17	(311,386)	-0.7%	(434,482)	-1.0%	-28.3%	(419,004)	(0.26)	
(696,565)	-15.8%	(406,065)	-10.8%	(392,755)	0.77	Depreciation & Amortization	(4,803,698)	-10.0%	(4,986,698)	-11.2%	-3.7%	(4,713,060)	0.02	
(273,988)	-6.2%	(112,563)	-3.0%	(7,668)	34.73	Damage, Shortage, Writedown &	(277,482)	-0.6%	(127,847)	-0.3%	0.0%	(92,016)	2.02	
(253,697)	-5.8%	(150,758)	-4.0%	(147,778)	0.72	Supplies	(1,050,471)	-2.2%	(834,929)	-1.9%	25.8%	(1,445,334)	(0.27)	
(4,340)	-0.1%	(4,507)	-0.1%	(35,009)	(0.88)	Miscellaneous	(178,899)	-0.4%	(38,717)	-0.1%	362.1%	(360,108)	(0.50)	
(55,506)	-1.3%	(111,957)	-3.0%	(63,557)	(0.13)	Advertising	(851,971)	0.0%	(803,647)	0.0%	0.0%	(762,684)	-	
(162,499)	-3.7%	(2,024,632)	-53.6%	(205,559)	(0.21)	Agency & Management Fees	(2,344,221)	-1.8%	(3,234,925)	-1.8%	6.0%	(762,684)	0.12	
(114,533)	0.0%	(1,667)	0.0%	(3,750)	(1.00)	Professional Services	(243,605)	-4.9%	(1,667)	-7.2%	-27.5%	(2,391,228)	(0.02)	
(9,105)	-0.2%	(19,830)	-0.5%	(24,104)	3.75	Contractual Services	(85,291)	0.0%	(132,971)	0.0%	0.0%	(25,002)	(1.00)	
(4,291)	0.0%	(3,831)	-0.1%	(11,459)	-0.3%	Other Contractual Services	(85,291)	-0.2%	(87,958)	-0.3%	83.2%	(282,048)	(0.14)	
	0.0%		0.0%		0.0%	Earthquake Expense	(287,598)	0.0%	(200,850)	0.0%	0.0%	(137,508)	(0.38)	
	-0.1%	(460)	0.0%		0.0%	Typhoon Expense		-0.6%		-0.4%	43.2%		-	
	0.0%		0.0%		0.0%	Earthquake Expense		0.0%		0.0%	0.0%		-	
(4,089,136)	-92.8%	(5,418,476)	-143.5%	(3,802,554)	0.08	General & Administrative Expen	(39,882,331)	-83.4%	(39,755,909)	-88.9%	0.3%	(44,690,302)	(0.11)	

**INDIRECT COSTS
General & Administrative Expen**

Port Authority of Guam
Income Statement
With Budget Comparison (Unaudited)
12 Months Ending 093015

Current Month	Actual	%	Last Year	Actual	%	Budget	%	Chng		Year to Date	Actual	%	Last Year to Date		%	Chng	Budget	%	Chng	
													Actual	%						
315,129		7.2%	(1,643,094)		-43.5%	45,779		5.88	OPERATING INCOME (LOSS)	7,952,477	16.6%	4,951,855	11.1%	60.6%	137,684	56.76				
									OTHER INCOME (EXPENSE)											
		0.0%			0.0%			-	Other Income & Expense		0.0%		0.0							-
		0.0%			0.0%			-	Other Income		0.0%	(0)	0.0%							-
		0.0%			0.0%			-	Interest Income		0.0%		0.0%							-
		0.0%			0.0%			-	Interest Income		0.0%		0.0%							-
82,613		1.9%	243,560		6.5%	21,725		2.80	Interest Income	928,462	1.9%	606,048	1.4%	53.2%	260,700	2.56				
(83,958)		-1.9%	(89,936)		-2.4%	(106,212)		(0.21)	Interest Expense-USDA	(864,073)	-1.8%	(884,831)	-2.0%	-2.3%	(1,273,632)	(0.32)				
14,354		0.3%	(21,813)		-0.6%	(1,917)		(8.49)	Other Expense	15,825	0.0%	(88,923)	-0.2%	-123.0%	(23,004)	(1.69)				
(216,938)		-4.9%	(159,052)		-4.2%	(205,263)		0.06	Retirement Govt Contribution	(2,790,239)	-5.8%	(2,320,421)	-5.2%	20.2%	(2,463,156)	0.13				
39,568,289		898.4%	(112,273)		-3.0%	680,168		-	Federal Reimbursement	46,869,073	98.0%	4,164,994	9.3%	1025.3%	4,081,008	-				
(2,835)		-0.1%	(152,584)		-4.0%	(33,132)		(0.91)	Federal Expenses	(96,741)	-0.2%	(199,725)	-0.4%	-51.6%	(231,684)	(0.58)				
(88,478)		-2.0%	(2,351,396)		-62.3%	(16,667)		4.31	Gain <Loss> on Asset Disposals	(124,524)	-0.3%	(2,924,853)	-6.5%	-85.7%	(200,004)	(0.38)				
39,273,046		891.7%	(2,643,494)		-70.0%	338,702		114.95	Other Income & Expense	43,937,783	91.9%	(1,627,711)	-3.6%	-2799.4%	150,228	291.47				
39,273,046		891.7%	(2,643,494)		-70.0%	338,702		114.95	OTHER INCOME (EXPENSE)	43,937,783	91.9%	(1,627,711)	-3.6%	-2799.4%	150,228	291.47				
39,588,175		898.9%	(4,286,588)		-113.5%	384,481		101.97	NET INCOME (LOSS)	51,890,260	108.5%	3,324,144	7.4%	1461.0%	287,912	179.23				

	Amount Current	Amount Last Month End	Amount Last Year End	Change This Month	Change This Year
Total Assets					
Current Assets					
Cash on Hand	2,000.00	2,000.00	2,000.00		
Petty Cash Fund	100.00	100.00	100.00		
Cashier Change Fund					
Cash on Hand	2,100.00	2,100.00	2,100.00		
Incentive Award Fund					
First Hawaiian Bank-Incentive					
Incentive Award Fund					
Cash in Bank					
First Hawaiian Bank	5,829,033.77	5,432,163.14	2,014,378.69	396,870.63	3,814,655.08
Bank of Guam	2,759,058.10	2,100,592.42	2,465,795.00	658,465.68	293,263.10
Bank of Hawaii	8,588,091.87	7,532,755.56	4,480,173.69	1,055,336.31	4,107,918.18
Citizen Security Bank					
Cash in Bank	14,845,700.67	14,761,656.85	10,581,562.20	84,043.82	4,264,138.47
Short Term Investments					
Bank of Guam					
Citizen Security Bank					
First Hawaiian Bank					
Bank of Hawaii					
Bank of Hawaii					
Oceanic Bank					
Gov Guam Employees Fed CU					
Short Term Investments	14,845,700.67	14,761,656.85	10,581,562.20	84,043.82	4,264,138.47
Account Receivable-Trade (Net)					
Accounts Receivable-Trade (Net)	8,277,709.91	8,877,556.71	8,652,361.41	599,846.80	374,651.50
Allow for Uncollectible Acct.	A/R-Clearing Account	849,438.83	849,438.83	142,234.09	142,234.09
Account Receivable-Trade (Net)	7,286,036.99	8,028,117.88	7,802,922.58	742,080.89	516,885.59
Accounts Receivable-Other					
Accounts Receivable-Other	14,552.30	6,046.43	18,246.14	8,505.87	3,693.84
Accounts Receivable-DOA					
Accounts Receivable-Employee					
Accounts Receivable-FEMA Reimb					
Accounts Receivable-Geda/Casam	289,513.06		236,629.77	289,513.06	52,883.29
Accounts Receivable-Other					
Accounts Receivable-Ins Procee					
Accounts Receivable-Other	304,065.36	6,046.43	254,875.91	298,018.93	49,189.45
Marina Receivables					
Accounts Receivable-Agat Marina	23,467.62	35,309.77	26,454.32	11,842.15	2,986.70
Accounts Receivable-GDP Marina	2,727.50	6,206.67	7,659.01	3,479.17	4,931.51
Accounts Receivable-Harbor OF	13,387.65	13,154.30	12,447.92	3,233.35	939.73

	Amount Current	Last Month End	Last Year End	Change This Month	Change This Year
Marina Receivables	39,582.77	54,670.74	46,561.25	15,087.97-	6,978.48-
Interest Receivables					
Bank Of Guam					
Bank Of Hawaii					
Bank Pacific					
Citicorp					
Citizens Security Bank					
First Hawaiian Bank					
GovGuam Emp. Fed. Credit Union					
Oceanic Bank					
Other					
Interest Receivables					
Prepaid Expenses					
Prepaid Insurance	18,218.76	58,209.76-	20,124.65	107,374.62-	1,905.89-
Prepaid Expenses	18,218.76	67,383.62	20,124.65	49,164.86-	1,905.89-
Deferred Expenses					
Deferred Geda Addendum I/Lease					
Credit Note Reimbursement					
Deferred Expenses					
Current Assets	31,083,796.42	30,452,731.08	23,188,320.28	631,065.34	7,895,476.14
Non Current Assets					
Long Term Receivable	2,258,190.48	2,258,190.48	2,258,190.48		
Long Term Receivable-DOA	1,490,449.90	1,490,449.90	1,490,449.90		
Long Term Receivable-Geda	3,748,640.38-	3,748,640.38-	3,748,640.38-		
Allow For Uncollectible I/R A/R					
Long Term Receivable					
Gas, Oil and Diesel Inventory	191,573.96	197,054.44	210,077.97	5,480.48-	18,504.01-
Supplies Inventory	1,676.68-	1,676.68-	1,676.68-		
Contra-Asset Inventory Adj.	61,409.06-	78,346.51-	97,722.92-	16,937.45	36,313.86
Allowance for Obsolescence					
Inventory for Survey					
Inventory	128,506.53	116,254.16	110,794.63	12,252.37	17,711.90
Work In Progress					
Const Work in Progr-Local	5,591,156.28	4,156,058.15	821,583.56	1,435,098.13	4,769,572.72
Const Work in Progr-Federal	9,724,685.85	11,072,488.74	11,788,051.49	1,347,802.89-	2,057,365.64-
Const Work in Progr-FMP	480,676.79	310,670.70	127,588.22	1,170,006.09	3,353,088.57
Work In Progress	15,796,518.92	15,539,217.59	12,731,223.27	257,301.33	3,065,295.65
Non Current Assets	15,925,025.45	15,655,471.75	12,842,017.90	269,553.70	3,083,007.55

Property, Plant & Equipment	Amount Current	Last Month End	Amount End	Change This Month	Change This Year
Land	3,563,000.00	3,563,000.00	3,563,000.00		
Land-Cabras	3,563,000.00	3,563,000.00	3,563,000.00		
Buildings	15,732,648.10	15,744,398.10	15,744,398.10	11,750.00-	11,750.00-
Buildings-Original	110,336,439.44	66,299,307.67	58,338,438.55	44,037,131.77	51,998,000.89
Buildings-Substati	126,069,087.54	82,043,705.77	74,082,836.65	44,025,381.77	51,986,250.89
Buildings-Wharf Impr					
Buildings-Wharf Impr	15,142,015.00-	15,147,961.75-	15,120,743.68-	5,946.75	21,271.32-
Accumulated Depreciation-Build	24,289,187.51-	23,817,514.70-	22,269,261.48-	471,672.81-	2,019,926.03-
Accdeprec-Buildings-Sub	39,431,202.51-	38,965,476.45-	37,390,005.16-	465,726.06-	2,041,197.35-
Accdeprec-Buildings-Wharf Impr					
Accdeprec-Buildings-Wharf Impr					
Furnishings & Equipment	508,918.08	527,570.03	525,635.03	18,651.95-	16,716.95-
Air Tools	1,501,035.46	1,780,514.06	1,456,520.55	279,478.60-	44,514.91
Communications Equip	20,970,916.55	20,970,916.55	20,970,916.55		
Computer Equip	1,214,214.24	1,211,348.24	1,143,243.47	2,866.00	70,970.77
Crane Equip	982,678.00	1,982,678.00	1,023,471.00	959,207.00	40,970.77
Furnishings & Office Equip	3,159,937.31	3,159,937.31	3,159,937.31		
Forklift Equip	182,884.03	11,279.62	8,109.72	2.00-	2,884.03
Generator Sets	6,999.00	6,999.00	985,176.47	3,048.00	6,999.00
Generator Sets	1,042,588.47	8,874.11	8,874.11	1,900.00-	57,412.00-
Load & Unload Equip	6,974.11	213,315.74	229,399.03	187,218.00-	16,083.29-
Mowing Equip	1,431,688.97	1,618,906.97	1,618,906.97		
Other Equip	1,668,801.53	1,678,641.53	511,289.00	9,840.00-	1,157,512.53
Power Tools					
Safety Equip	213,315.74	213,315.74	229,399.03	187,218.00-	16,083.29-
Shop Equip	32,902,231.11	33,393,407.66	31,821,479.21	491,176.55-	1,080,751.90
Tractor Equip					
Tractors					
Vehicles & Motor Equip					
Furnishings & Equipment					
Accumulated Depreciation-Furni	343,985.09-	350,109.12-	282,340.50-	6,124.03	61,644.59-
Accdeprec-Air Tools	700,652.19-	972,676.58-	854,691.50-	272,024.39	154,039.31-
Accdeprec-Communications Eqt.	7,398,956.79-	7,444,227.72-	5,544,091.71-	154,739.59-	1,856,875.19-
Accdeprec-Computer Equip	440,939.55-	447,196.78-	283,933.40-	13,732.77-	51,246.52-
Accdeprec-Crane Equip	731,198.49-	723,528.53-	679,937.31-	7,669.96-	51,246.52-
Accdeprec-Furnishings & Office	3,159,937.31-	3,159,937.31-	3,159,937.31-		
Accdeprec-Forklift Equip	124,077.64-	8,185.20	8,109.72	2,013.99-	13,077.99-
Accdeprec-Generator Sets	8,222.94-	8,185.20	8,109.72	37.74-	13,077.99-
Accdeprec-Hand Tools	827,933.20-	816.55-	740,956.46-	116.65-	86,372.80-
Accdeprec-Load & Unload Equip	5,738.05-	7,422.53-	6,641.17-	11,684.48	903.12
Accdeprec-Mowing Equip					
Accdeprec-Other Equip					
Accdeprec-Other Tools					

	Amount Current	Last Month Amount End	Last Year Amount End	Change This Month	Change This Year
Accdeprec-Safety Equip	144,723.89	144,083.10	171,066.18	640.79	26,342.29
Accdeprec-Shop Equip	937,380.51	1,127,760.52	979,361.39	190,380.01	41,980.88
Accdeprec-Tractors	491,858.14	505,626.59	430,426.85	13,768.45	61,431.29
Accdeprec-Vehicles & Motor Equ	15,315,933.08	15,609,567.18	13,250,507.94	293,634.10	2,065,425.14
Accumulated Depreciation-Furni					
Capital Leases					
Capital Leases					
Capital Leases					
Accumulated Amortization-Capit					
AccAmort-Capital Leases					
Property, Plant & Equipment	107,787,183.06	64,425,069.80	58,826,802.76	43,362,113.26	48,960,380.30
Total Assets	154,796,004.93	110,533,272.63	94,857,140.94	44,262,732.30	59,938,863.99
Total Liabilities & Capital					
Current Liabilities					
Accounts Payable	2,573,193.23	2,015,480.10	2,440,676.81	557,713.13	132,516.42
Accounts Payable Custom					
Accounts Payable GSA					
Accounts Payable Others	2,367,853.87	495,858.50	1,406,773.97	128,004.63	1,038,920.10
Accounts Payable Trade	2,205,339.36	1,519,414.33	1,033,902.84	685,925.03	1,171,836.52
Accounts Payable Vouchered		207.27		207.27	
Accounts Payable					
Current Loan Payable					
Current ANZ (USDA) Loan Payabl	199,298.32	16,315.99	187,636.95	182,982.33	11,661.37
CU ANZ (USDA) 12M Loan Payable	597,103.85	46,558.83	561,590.96	550,545.02	35,512.89
CU BOG 10M SLE Loan Payable	257,268.24	20,958.33		278,226.57	257,268.24
CU BOG 2M USDA Direct Loan	1,053,670.41	41,916.49	749,227.91	1,011,753.92	304,442.50
Current Loan Payable					
Due to Public Utilities					
Due to GPA					
Due to GTPA					
Due to GWA					
Due to Public Utilities					
Accrued Interest Payable			18,285.60		18,285.60
Accrued Interest Payable			18,285.60		18,285.60
Accrued Interest Payable					
Deferred Revenues	3,183,636.28			3,183,636.28	3,183,636.28
Deferred Revenues-DOD Moderniz					

	Amount Current	Last Month End	Amount Last Year End	Change This Month	Change This Year
Deferred Income - GEDA	61,769.01	61,769.01	61,769.01	225,801.50	196,724.63
Deferred Revenues - Leases	374,520.25	105,718.75	134,973.82	1,922.08	225,121.21
Deferred Revenues - Marinas	1,922.08		227,043.29		
Deferred Revenues	3,461,815.25	43,949.74	307,043.17	3,417,865.51	3,154,772.08
Accrued Expenses					
Accrued Payroll	552,260.14	416,408.55	434,177.86	135,851.59	118,082.28
Accrued Vacation Pay - Current	1,171,730.53	1,319,508.21	1,196,250.81	145,777.68	24,520.38
Accrued Vacation Pay - Long Term					
Accrued Payroll/Supplemental Cost					
Accrued Payroll/Supplemental					
Accrued Medicare Tax					
Accrued Medicare Tax					
Accrued Federal Grant					
Accrued Insurance Payables	5,290.51	3,795.62	4,661.67	1,494.89	628.84
Employee Deductions Payable	229,892.30	174,985.77	196,233.23	54,906.53	33,659.07
Withholding Tax Payable					
Credit Union					
Accrued Miscellaneous Deductio					
Accrued Death & Disability Ins					
Retirement Contributions					
Deferred Compensation Plan Pay					
Accrued Expenses	1,959,173.48	1,912,698.15	1,831,323.67	46,475.33	127,849.81
Security Deposits					
Security Deposits - Space Leas	91,688.78	91,484.78	91,025.78	204.00	663.00
Security Deposits - Marinas	24,659.90	24,797.40	24,117.40	137.50	542.50
Security Deposits	116,348.68	116,282.18	115,143.18	66.50	1,205.50
Capital Lease Obligations - Cur					
Capital Lease Obligations - Cur					
Other Current Liabilities					
Reserve Shortage/Property Dama					
Lease Payable - GEDA					
Other Current Liabilities					
Current Liabilities	9,164,201.05	4,130,326.66	5,461,700.34	5,033,874.39	3,702,500.71
Non Current Liabilities					
Long Term Accrued Expenses	37,618,961.00	45,329,045.00	216,405.91	7,710,084.00	37,618,961.00
Unfunded Retirement Contributi	284,898.67	1,216,405.91	1,330,653.83	68,492.76	68,492.76
Accrued Vacation Pay - Long Term	1,475,442.59	1,330,653.83	1,330,653.83	144,788.76	144,788.76
Accrued Sick Pay (DC) - Long Term					
Long Term Accrued Expenses	39,379,302.26	46,876,104.74	1,547,059.74	7,496,802.48	37,832,242.52
Capital Lease Obligations					

As of September 30, 2015

Account Number	Customer Name	Balance Open	Current	Days Aging					Last Paid Amount	Date	Remarks
				Over 30	Over 60	Over 90	Over 120	Over 180			
14526	Cementon Micronesia, LLC	\$449,903.69	\$23,940.00			\$5,706.14	\$420,257.55	\$23,940.00	10/15/2015	F/U with commercial to set up meeting to resolve issues.	
7350	Consolidated Transportation	\$1,224,422.44	\$920,083.33	\$1,096.66	\$260.55	\$286.16	\$302,695.74	\$94,219.73	10/22/2015	Over 120 days amount is part of a dispute that they have. Awaiting research to be done	
7376	Matson Navigation Co.	\$4,164,428.34	\$30,073.03	\$95.40	\$23.85	\$2,010.62	\$132,225.44	\$996,297.98	10/27/2015	Matson is making payments as discussed	
7106	Shell Guam, Inc.	\$87,750.00		\$1,950.00	\$1,950.00	\$1,950.00	\$81,900.00	\$1,950.00	11/4/2011	Pending contract of P&E assignment with legal.	
14405	KVGG Broadcasting/MCS, LLC	\$84,394.97	\$328.52	\$1,178.20	\$1,128.26	\$1,066.00	\$80,693.99	\$45.36	11/14/2012	Al is working on this with Glenn	
7384	Marianas Steamship Agencies	\$1,101,237.29	\$976,568.37	\$55,585.72	\$3,282.66	\$249.58	\$65,550.96	\$26,116.32	10/30/2015	Still waiting on Re-calculations from Alex then we can call them in for a meeting.	
7413	Seabridge Inc.	\$150,654.95	\$29,519.42	\$58,688.05	\$8,957.91		\$53,489.57	\$54.92	10/19/2015	Emailed and called Rico a few times about delinquency. No reply. We may have to schedule another meeting. Working with Ann. Emailed her invoices and latest SOA.	
13044	Smithbridge Guam, Inc.	\$39,178.03	(\$15,150.50)	\$6,239.55	\$6,239.55	\$1,418.88	\$40,430.55	\$11,100.72	10/12/2015	Wire transfers coming in.	
10225	Mobil Oil Guam, Inc.	\$201,959.28	\$178,330.38				\$23,628.90	\$100,328.14	10/9/2015	Payments being made. We may have to schedule another meeting.	
7368	Cabras Marine Corp	\$39,553.34	\$4,636.98	\$1,235.70	\$5,725.56	\$4,525.81	\$23,429.29	\$7,595.02	10/19/2015		
14171	Norton Lilly International	\$20,579.75	\$2,320.32	\$403.50	\$246.33	\$246.33	\$17,363.27	\$12,059.75	9/28/2015	Emailed Pat and Emmy on space lease non-payment since August. I contacted Rita on this issue	
14797	Santiago, Arsenic A.	\$6,708.46	\$224.91	\$224.91		\$224.91	\$6,033.73	\$100.00	11/5/2014	To be sent to collections.	
14542	Heavy Equipment Rental Opt	\$9,137.37	\$174.16	\$642.60	\$18.85	\$2,524.22	\$5,777.54	\$2,142.37	10/26/2015	He submitted required letter from the bank to avoid termination	
13202	Department of Administration	\$26,774.31	\$16,137.41	\$5,806.15			\$4,830.75	\$7,590.28	10/22/2015	Will prepare letter to follow up.	
14161	Isla Trucking	\$6,680.99	\$72.09	\$335.50	\$798.22	\$623.39	\$4,651.79	\$335.50	10/23/2015	Customer trying to catch up, may need to lock out.	
14785	Howard, Lynette/John Regis	\$4,335.50	\$162.50	\$162.50		\$162.50	\$3,848.00	\$200.00	3/21/2014	To be sent to collections.	
14364	P.S.V. Corp./Jo, Gi Bum	\$11,645.09	\$1,455.62	\$2,455.53	\$1,682.28	\$2,354.28	\$3,697.38	\$7,683.17	9/2/2015	Final Notice sent out. Called customer and left message with his wife.	
14610	U.S. Department of Homeland Security	\$347,095.42	\$340,944.40	\$2,466.40			\$3,684.62	\$300,070.57	10/19/2015		
14336	Cruz, Joseph L.	\$4,143.57		\$250.61	\$250.61	\$250.61	\$3,391.74	\$250.61	5/14/2015	Commercial is looking into crediting this account, if need be. I also spoke to Rico about this.	
10081	Landolt, Callum L.	\$3,431.30	\$150.00	\$150.00		\$150.00	\$2,981.30	\$303.00	10/15/2013	To be sent to collections.	
9814	Fentress, Michael D.	\$3,017.50	\$162.50	\$137.50		\$137.50	\$2,580.00	\$200.00	9/4/2015	To be sent to collections.	
13727	Ross, Robert	\$2,625.00	(\$50.00)	\$50.00		\$50.00	\$2,575.00	\$137.50	5/27/2014	With collections	

Account Number	Customer Name	Balance Open	Current	Days Aging					Last Paid Amount	Date	Remarks
				Over 30	Over 60	Over 90	Over 120	Over 180			
14283	Brand, Inc.	\$6,426.39	\$357.22	\$1,111.00	\$1,111.00	\$1,314.27	\$2,532.90	\$4,444.00	8/31/2015	I spoke to Bob and he said he will be issuing a post dated check.	
7878	Guam Response Services, Lt	\$4,594.58			\$2,134.40		\$2,460.38	\$5,539.75	9/1/2015	Need to get managements direction on offset	
14561	Trombley, William P.	\$2,337.50					\$2,337.50	\$135.00	8/21/2012	In preparation to be sent to Legal	
14382	Sepey, Ulvess Y.	\$1,853.75	(\$525.00)	\$137.50		\$137.50	\$2,103.75	\$300.00	9/30/2015	Tenant sold boat will clear account monthly.	
7923	Inchcape Shipping Services	\$54,732.09	\$52,668.64				\$2,063.45	\$53,158.36	10/21/2015	Wire transfers coming in.	
13158	Thompson, Michael J.	\$1,496.35					\$1,496.35	\$50.00	10/28/2015	With collections	
13476	Isia Maritime Agency	\$5,337.36	\$4,082.49				\$1,254.87	\$2,255.36	10/22/2015	Customer has a dispute, awaiting credit	
13641	M.A.Y. (Guam) Inc.	\$2,873.32	\$744.00	\$408.68	\$85.68	\$408.68	\$1,226.28	\$1,311.72	5/26/2015	Mr. Lin will try and clear account before December.	
14384	Auto Marine Inc.	\$2,944.30	\$40.50	\$545.04	\$545.04	\$596.02	\$1,217.70	\$1,000.00	10/2/2015	Customer making progress on paying	
11848	Fantasea Charters/Velez, A	\$5,127.59	\$2,698.79	\$510.00	\$212.20	\$510.00	\$1,196.60	\$200.00	5/26/2015	To be sent to collections.	
15097	Junsay, Lowell B.	\$1,313.25	\$50.00	\$50.00		\$300.00	\$913.25	\$1,000.00	6/23/2014	With collections	
14575	Twilligear, Rosco Dean	\$775.00	\$25.00			\$25.00	\$725.00	\$70.00	10/30/2015	Customer making payments	
14815	Rutki, Sisdo	\$712.50					\$712.50	\$200.00	8/22/2013	With collections	
14622	Singenes, Singeo I.	\$625.00					\$625.00	\$250.00	3/5/2015	With collections	
15051	Isia Fishing & Diving, Inc	\$560.00					\$560.00	\$457.00	7/3/2014	Sent final notices. No working contact number.	
15210	BAUKULLUPIY, CECILIO	\$325.00					\$325.00	\$300.00	1/9/2015	With Ms. Rita working on seeing if boat was transferred to account holder	
14368	Tyco Electronics Subsea Co	\$5,402.77	\$340.91	\$4,700.80			\$361.06	\$39.16	10/20/2015		
14821	Searunner Marine Inc.	\$327.50	\$25.00				\$302.50	\$92.50	8/10/2015		
9638	Asmyuao Community School	\$162.50					\$162.50	\$247.00	10/28/2015		
15040	Tyquiangco, Joseph T.		(\$137.50)				\$137.50	\$275.00	9/1/2015		
15085	Designer's Focus Inc.	\$71.55					\$71.55	\$691.41	8/3/2015	Return mail. No working number	
15103	Collier, Ernest	\$75.00			\$25.00		\$50.00	\$150.00	10/7/2015		
14907	Taitano, John		(\$50.00)				\$50.00	\$600.00	8/26/2015		
11756	V.Angoco's Trucking	\$27.40			(\$15.41)		\$42.81	\$220.00	10/7/2015		
12293	Bradford, William W.	\$27.50					\$27.50	\$3,425.52	10/1/2015	Incorrect mailing address and phone number	
14852	Able Construction	\$27.46					\$27.46	\$100.00	10/12/2015		
14485	Rains, Julian T.	\$350.00					\$35.00	\$100.00	10/12/2015		
9620	Alupang Beach Club	\$814.75	\$789.75	\$137.50			\$25.00	\$675.51	10/29/2015		
14890	Roberts, Tom	\$178.52	\$153.52				\$25.00	\$128.52	10/5/2015		
14922	Jack Michael	\$45.00				\$25.00	\$20.00	\$415.00	6/22/2015	These are interest invoices	
15052	DENOVO VENTURES, LLC	\$20.00					\$20.00			No contact.	
14141	Core Tech International	\$5,134.71					\$5,134.71	\$88,526.21	9/29/2015		
15240	AVANTT MARINE SPORTS	\$5,622.75		\$1,874.25	\$1,874.25	\$1,874.25	\$1,874.25	\$1,874.25	10/27/2015	Final Notice sent out.	
8475	Samko Busuan (Guam) Co, Lt	\$8,474.19	\$2,196.31	\$3,641.28	\$1,913.12	\$723.48		\$9,933.45	10/30/2015		
13219	SS Neptune, LLC Shuttle	\$1,106.88	\$368.96	\$368.96		\$368.96		\$368.96	6/18/2015		

Account Number	Customer Name	Balance Open	Current	Days Aging					Last Paid Amount	Date	Remarks
				Over 30	Over 60	Over 90	Over 120	Over 150			
9401	Tasi Tours Inc.	(\$110.00)	(\$643.05)	\$423.05		\$110.00		\$933.05	10/15/2015		
14923	Shotguns	\$790.00	\$340.00	\$340.00		\$110.00		\$1,130.00	10/27/2015		
15205	RIDLON, DANIEL A	\$120.00	\$40.00	\$40.00		\$40.00		\$240.00	10/7/2015		
10621	Perez, Thomas L.G.	\$235.00	\$105.00	\$80.00		\$25.00		\$80.00	9/17/2015		
14124	Guam Fire Department	\$105.00		\$80.00		\$25.00		\$80.00	7/24/2015		
9822	Osakana Cruise, Inc/Fish E	(\$234.42)	(\$255.86)			\$21.44		\$510.00	10/7/2015		
14642	Tristar Terminals Guam, In	\$278,837.67	(\$20,680.77)	\$176,890.26		\$122,628.18		\$142,627.31	10/1/2015		
13495	BME & Son Inc.	\$6,278.56				\$6,278.56				BME trying to collect from Agent	
13696	Lotus Pacific Trading, In	\$8,463.73	\$4,934.20	\$2,329.06		\$1,200.47		\$260.00	10/29/2015		
11814	J.L. Baker & Sons/COS/LA G	\$1,146.80	(\$45.20)			\$1,192.00		\$1,146.80	10/19/2015		
14809	Department of Homeland Sec	\$267.38				\$267.38		\$4,885.94	5/4/2015		
14143	Salt Shaker Yacht Charter		(\$245.26)			\$245.26		\$245.26	10/20/2015		
14909	Propacific Builder Corpora	\$121.50	\$20.25			\$101.25		\$20.25	10/7/2015		
13108	Turner David	\$95.84	\$70.84			\$25.00		\$233.34	10/14/2015		
14431	Quinhata, Carlos/Amber Heri	\$425.00				\$25.00		\$162.50	10/21/2015		
14061	AR Sunrise Canteen/Cateri	\$647.47	\$13.44	\$634.03				\$659.03	10/7/2015		
7341	Ambyth Shipping & Trading	\$323,593.96	\$323,085.86	\$508.10				\$62,585.75	10/27/2015		
7886	Guam Transport & Warehouse		(\$161.70)	\$161.70				\$535.50	10/8/2015		
14794	TENORIO, DANIEL B.	\$275.00	\$137.50	\$137.50				\$137.50	6/30/2015		
14503	Fox, Norman	\$68.33	\$27.08	\$41.25				\$412.50	9/14/2015		
14791	Fong, Francis L	\$27.22	\$6.97	\$20.25				\$400.00	6/24/2015		
15235	Oil Spill Response Operati	\$3,528.00	\$3,528.00					\$6,720.00	10/1/2015		
8483	Scuba Company	\$2,832.00	\$2,832.00					\$5,682.00	10/22/2015		
10217	Mars, Thomas Z.	\$1,578.48	\$1,578.48					\$137.50	10/26/2015		
13030	South Pacific Petroleum Co	\$1,418.39	\$1,418.39					\$5.00	10/30/2015		
7763	Guam Dolphin's Marine Spor	\$1,093.50	\$1,093.50					\$2,112.75	10/14/2015		
13201	Guam Tropical Dive Station	\$1,000.00	\$1,000.00					\$1,000.00	10/21/2015		
14381	Apra Dive & Marine Sports,	\$983.33	\$983.33					\$2,259.68	10/7/2015		
13121	Tidewater Distributors Inc	\$951.75	\$951.75					\$5,889.98	10/8/2015		
11776	Customs and Quarantine Agency	\$898.56	\$898.56					\$1,797.12	6/8/2015		
11764	American Bureau of Shipping	\$640.48	\$640.48					\$1,607.96	10/30/2015		
15325	Kobayashi, Ronald	\$600.00	\$600.00								
11770	Black Construction Corporation	\$486.99	\$486.99					\$1,305.08	3/23/2015		
10735	Plummer, Peter J.	\$463.07	\$463.07					\$175.00	10/14/2015		
10778	Real World Diving	\$432.17	\$432.17					\$243.00	9/14/2015		
9831	Fish Hook Inc.	\$385.00	\$385.00					\$385.00	10/1/2015		
14535	Young, Dione & Jerry	\$385.00	\$385.00					\$150.00	10/1/2015		
12851	Eric Bell	\$378.38	\$378.38					\$600.00	2/4/2015		

Account Number	Customer Name	Balance Open	Current	Days Aging					Last Paid Amount	Date	Remarks
				Over 30	Over 60	Over 90	Over 120				
12446	Coam Trading (Guam) Co. Lt	\$342.46	\$342.46						\$715.44	10/2/2015	
14663	Cafry, James W. & Melvia	\$220.00	\$220.00						\$220.00	10/7/2015	
13300	Berg, Julia	\$220.00	\$220.00						\$440.00	10/15/2015	
1490	Guam Telephone Authority	\$191.64	\$191.64						\$90.44	10/2/2015	
14861	Taisacan, Nicholas	\$162.50	\$162.50						\$1,109.02	8/18/2015	
12339	Alvarez, Dale	\$137.50	\$137.50						\$137.50	10/28/2015	
15278	Rosen, Mattias	\$137.50	\$137.50						\$206.25	8/14/2015	
15099	Williams, Michael E.	\$94.53	\$94.53						\$150.00	10/7/2015	
12419	Nelsen, Jeff G.	\$87.50	\$87.50						\$175.00	8/10/2015	
15277	REGALADO, HENNESSIO JR.	\$82.50	\$82.50						\$137.50	10/30/2015	
12518	Balaladia, Robert M.	\$81.00	\$81.00						\$192.00	2/25/2002	
14429	Weilbacher, Walden	\$75.00	\$75.00						\$200.00	8/21/2015	
12184	Pacific Welding Services	\$27.46	\$27.46								
10743	Poppe, Edward/FISH INC	\$25.00	\$25.00						\$160.00	9/24/2015	
13527	Haft, John R.	\$25.00	\$25.00						\$245.00	10/27/2015	
14436	John C. Aguon/MYUNG J. Par	\$25.00	\$25.00						\$375.00	8/28/2015	
14533	Brochon, Michael	\$25.00	\$25.00						\$280.00	8/21/2015	
15088	Shida, Paul H.	\$25.00	\$25.00						\$280.00	8/19/2015	
13537	Wang, Jackey	\$16.17	\$16.17						\$5,532.67	10/26/2015	
10276	McDermott International/Ra	(\$0.03)	(\$0.03)						\$40.48	7/20/2015	
14958	DK Pacific Guam, LLC	(\$0.06)	(\$0.06)								
14764	San Jose Investments, LLC	(\$0.20)	(\$0.20)						\$75.44	12/13/2013	
9726	Deckard, Robert	(\$0.50)	(\$0.50)						\$162.50	10/30/2015	
14658	Phillip, Vincer	(\$0.50)	(\$0.50)						\$137.50	10/30/2015	
12338	Tenbata Guam	(\$6.00)	(\$6.00)						\$50.00	10/7/2015	
13190	GENTLY BLUE DIVING SHOP	(\$7.73)	(\$7.73)						\$1,500.00	7/6/2015	
13615	Individual Assurance Compa	(\$15.00)	(\$15.00)						\$15.00	9/30/2015	
13914	Dacanay, Ann R.	(\$25.00)	(\$25.00)						\$40.00	10/29/2015	
13935	D.S. Y. Corporation	(\$47.68)	(\$47.68)						\$47.68	9/29/2015	
7501	Triple J. Ent, Inc.	(\$57.15)	(\$57.15)						\$79.49	10/14/2015	
14817	Morgan, David P.	(\$68.75)	(\$68.75)						\$137.50	8/4/2014	
14122	Global Recycling Center	(\$85.56)	(\$85.56)						\$1,912.30	10/2/2015	
15316	JC RENTALS GUAM	(\$96.90)	(\$96.90)						\$408.00	8/12/2015	
12408	Marianas Yacht Club	(\$100.00)	(\$100.00)						\$100.00	2/16/2015	
14290	DGX	(\$120.08)	(\$120.08)						\$374.85	10/14/2015	
15166	Jenkins, David	(\$125.00)	(\$125.00)						\$125.00	7/3/2014	
13191	Aguon, Paul SN.	(\$128.10)	(\$128.10)						\$100.00	7/16/2015	
12335	Liberty, Lawrence D / Sand	(\$137.50)	(\$137.50)						\$412.50	9/29/2015	

Account Number	Customer Name	Balance Open	Current	Days Aging					Last Paid Amount	Date	Remarks
				Over 30	Over 60	Over 90	Over 120				
14150	PIER, KENNETH	(\$137.50)	(\$137.50)						\$275.00	8/21/2015	
14537	Fredrick, Bruce & Dianne	(\$137.50)	(\$137.50)						\$287.50	9/16/2015	
15248	QIIMA, MAX HIDEO	(\$150.00)	(\$150.00)						\$1,800.00	10/26/2015	
15290	Murrell, Robert Dan	(\$150.00)	(\$150.00)						\$500.00	2/27/2015	
9224	Island Equipment Company	(\$150.86)	(\$150.86)								
14776	MARAD	(\$169.45)	(\$169.45)						\$34,271.66	11/30/2011	
15302	MICRONESIAN RENEWABLE ENER	(\$190.72)	(\$190.72)						\$190.72	6/16/2015	
15120	Aguon, Paul S.N.	(\$391.30)	(\$391.30)						\$200.00	9/30/2015	
15242	Ames, Todd	(\$445.00)	(\$445.00)						\$220.00	8/31/2015	
1487	Guam Federation of Teacher	(\$859.00)	(\$859.00)								
12511	Hanson Permanente Cement o	(\$125,255.54)	(\$125,255.54)						\$172,000.00	3/4/2015	
14778	IP&E Holding LLC	(\$304,217.71)	(\$304,217.71)						\$1,536.85	10/20/2015	
1335	TAIMANGLO, JESSE C.										
8352	Paradise Aqua Corp.								\$385.56	10/21/2015	
9540	Unitek Environmental Svcs								\$840.00	10/26/2015	
9697	Camacho, Antonio Frank C.								\$480.00	1/22/2015	
9742	Duenas, Christopher M.								\$325.00	8/5/2015	
9777	Eads, John/Guam Lucky Stik								\$525.00	6/19/2015	
9849	Flores, William A.								\$600.00	11/21/2014	
10701	Peterson, George N.								\$137.50	10/26/2015	
12373	Belghey, Jim/Mark Baldyga								\$25.00	6/1/2015	
12394	Wong, Billy								\$300.00	9/4/2015	
12397	Cruz, John R.								\$160.00	8/19/2015	
12822	Tumon Corporation								\$588.00	9/29/2015	
12895	Bell, James C. or Cynthia								\$450.00	9/1/2015	
13040	Watson, Jonathan (Return								\$5.00	10/30/2015	
13089	Guam Fisherman's Cooperati								\$600.00	1/28/2015	
13545	Perez, Vincent T./Vern Per								\$600.00	1/8/2015	
13618	ERC Trading								\$71.55	9/25/2015	
13653	Vu, Niko K.								\$240.00	8/18/2015	
14210	Kaneshiro, Roger J., D.D.S								\$960.00	1/16/2015	
14409	Robinson, Merle Ann								\$144.00	10/7/2015	
14443	Moritz, Lance								\$300.00	9/29/2015	
14489	American Grocery								\$79.49	9/24/2015	
14570	Terhaje, Glenn								\$275.00	10/30/2015	
14582	Packbier, Paul E.R./PCR Gu								\$600.00	7/22/2015	
14656	Pangellian, Enrique								\$50.00	9/30/2015	
14968	Nguyen, Hoa Van								\$80.00	9/15/2015	

Account Number	Customer Name	Balance Open	Current	Days Aging				Last Paid Amount	Date	Remarks
				Over 30	Over 60	Over 90	Over 120			
15152	SUNNY SIDE UP GUAM INC.							\$907.50	8/31/2015	
15171	Lets Dive Guam							\$1,500.00	7/20/2015	
15206	VELEZ, ANGEL							\$51.52	9/19/2014	
15227	Sager, Randy G.							\$412.50	9/23/2015	
15259	Cruz, Jerel							\$720.00	2/20/2015	
15322	ONE PACIFIC DISTRIBUTORS							\$143.04	9/25/2015	
		\$8,317,292.63	\$2,467,612.96	\$334,524.69	\$170,453.42	\$35,686.24	\$1,309,015.32			

Supplier Name	Supplier Phone	CO	Balance Open	Current	61	90	91	120	Aging 121	Over
12176 Ace Auto Glass, I	671 6494330	00050	490.00	190.00						
12195 Albert's Altamal	671 8381170	00050	1050.00	1050.00						
15142 Allied Builders	671 8382140	00050	1980.00	1980.00						
13280 American Best El	671 6496474	00050	570.21	1980.00						
14929 AMORIENT Engineer	671 6498170	00050	2254.21	2254.21						
14960 ACC-ATR	671 7328236	00050	2584.00	2584.00						
14337 AFW SEARLE & ASS	671 6434700	00050	3800.00	3800.00						
11774 AM Insurance	671 4772632	42MON	5322.88	52924.88						
11768 Benson Guam Enter	671 4777562	(SALTY	302.79	3453.94						
13740 Best Sign Supply	671 6465058	(ELMA)	448.95	448.95						
12239 Best AmeriCall Too	671 4785931	6/3754	15.00	15.00						
13002 BALAJDIA, DERRIC	671 6323338	/63754	2501.10	389312.53						
13492 BME & Son, Inc	671 6481805	/6	2501.10	2501.10						
13042 C P S. Electric	671 4726816	00050	2025.00	2025.00						
13172 Carve Select Car	671 4726816	00050	13895.00	13895.00						
11829 Carve Select Car	671 4726816	00050	1431.04	1395.34						
12544 Carve Plus, LLC	671 4778807	(CATHY	5947.25	5947.25						
11834 Cash	671 4778807	(CATHY	319.80	319.80						
13684 Chang Chin Inc.	671 6494074	00050	128.40	128.40						
7131 Commercial Tire C	671 6333026	(IMELD	369.90	369.90						
12106 Compacific	671 6376579	(FRANC	1404.00	1404.00						
12107 Copy Express Prin	671 6462679	(FRANC	775.25	775.25						
7739 Cost-U-Press	671 6494744	/4766J	482.51	482.51						
13935 D S Y. Corporatio	671 6371687	(FE)	482.51	482.51						
14510 Data Management R	671 6433674	00050	48.69	48.69						
11779 Dewitt Trans Serv	671 6464442	/64818	350.00	350.00						
13603 Diamond Auto Part	671 6494234	/64605	2925.00	2925.00						
1685 DHL Express (USA)	671 6086130	00050	346.96	346.96						
1948 DIENAS, MARGRET N	671 4775931	EXT. 30	350.00	350.00						
11793 DULIA, RAYMOND AN	671 477-5931	00050	2261.96	2261.96						
15315 EAST ISLAND TINTI	671 472-8463	(TONY)	76620.76	76620.76						
13555 EMPSCO ENGINEERIN	671 6384716	/5716	689.74	689.74						
13618 ERC Trading, DAVI	671 7347789	00050	122.80	122.80						
14052 Fastenal Equipmen	671 8886270	/JOHNL	1615.20	1615.20						
14763 Fastenal Company	671 6481406	00050	1062.88	1062.88						
9030 Foremost Crysta	671 6481406	00050	793.50	793.50						
11471 Gov't of Guam Ret	671 7342196	00050	6.20	13393.62						
11447 Gov't of Guam Ret	671 7342196	00050	6.20	13393.62						
13737 Gov't of Guam Ret	671 7342196	00050	6.20	13393.62						
11455 Gov't of Guam Ret	671 7342196	00050	6.20	13393.62						
11976 Guam Community Co	671 7355608	/5610	19.02	28.87						
14507 Guam Home Center	671 6324442	00050	2500.00	2500.00						
14851 Guam Power Author	671 5652909	(AGAT)	1053.04	1053.04						
14960 Guam Telephone Au	671 6462100	(350	90413.42	90413.42						
12126 Guam Waterworks A	671 6477800	(ROSE)	2954.67	2954.67						
8272 GRESCO Guam Refin	671 5657473	(MONA	340924.03	133919.80						
14930 Heavy Equipment P	671 6888401	00050	2780.00	2780.00						
14330 Home Depot (The)	671 6480440	00050	550.00	550.00						
14320 Hydr-Air Pacific	671 6495843	/5844N	2660.01	2660.01						
13800 HAWTHORNE PACIFIC	671 6465918	(RICHA	2374.23	2374.23						
5122 HPP Industrial Pr	671 6470345	(RICHA	651.16	651.16						
13032 I Connect	671 8898888	/88875	9276.01	9276.01						
11830 I-Is Ltd.	671 5414000	00050	11682.44	11682.44						

80673.21
550.00
126331.02

28.87
6.20
19.02

293.54

Supplier	Supplier Name	Phone	CO	Balance Open	Current	61	90	91	120	Aging	121	Over
13314	Island Certis Corp	671 6535501/64923	00050	2550.00	2550.00							
9224	Island Equipment (671 6455261/64652	00050	1235.20	1235.20							
13105	IBM Corporation	671 4754408	00050	44703.85	44703.85							
12237	INLAND BUILDERS C	671 6465606	00050	1253.00	1253.00							
15034	IT&E		00050	10950.00	10950.00							
11876	J & RS Micronesia	671 4728584	00050	525.00	525.00							
9291	J.V. International	671 6495202/9540	00050	2640.00	2640.00							
12323	JMC Equipment Ren	671 7894596/632459	00050	1249.62	1249.62							
13982	JOHNSTONE SUPPLY	671 6490581	00050	4020.00	4020.00							
14946	JTC Services Guam	671 4733000	00050	50.00	50.00							
15177	Kernaghan, Timoth	671 4728143/30E0	00050	329.95	329.95							
11888	Kings Auto Parts	671 4795945	00050	217.63	217.63							
1504	Kwikspace Guam In	671 3550783	00050	11.00	11.00							
9339	Lab Safety Supply	671 549-8030	00050	426046.06	426046.06							
11921	Marine Technical	671 6499698	00050	1186.70	1186.70							
10188	Mid-Pac Far East	671 6355160/5169/	00050	420.36	420.36							
11929	Megabyte	671 6499698	00050	33553.73	33553.73							
10250	MORRICO Equipment	671 6491924/FRANK	00050	358.00	358.00							
13909	MARIANAS VARIETY	671 4722237 (PAT)	00050	191.76	191.76							
7173	MARK'S HARDWARE	671 4722237 (PAT)	00050	254.25	254.25							
15106	MORPHOTRUST USA	202 6884848	00050	191.76	191.76							
12551	M80 System Inc.	671 7341680	00050	339.80	339.80							
10330	Napa Auto Parts	671 6330263/4	00050	840.00	840.00							
10356	National Office S	671 6376642/7141/	00050	517.00	517.00							
14711	National Trading	671 6466613 (EMILY	00050	2582.04	2582.04							
14450	Net PC Guam	671 6471883	00050	510.00	510.00							
10399	Oceanic Lumber, I	671 646380	00050	1209.00	1209.00							
14349	Options PC	671 6330263/4	00050	339.80	339.80							
11811	Pacific Daily New	671 6450263/4	00050	840.00	840.00							
10516	Pacific Data Syst	671 4721738 (FAX#2	00050	517.00	517.00							
13901	Pacific Human Res	671 6484361/2	00050	6960.52	6960.52							
12128	Pacific Waste Sys	671 6376906/7/8	00050	192.40	192.40							
14831	Passports Ltd.	671 6461925	00050	9742.90	9742.90							
14909	Phillips and Bord	671 6452633/6333	00050	240.00	240.00							
14631	Propacific Builde	671 4772223	00050	138556.25	138556.25							
15319	Public Utilities	671 4721907	00050	211574.91	211574.91							
14132	PWC Isla Health S	671 472-6848	00050	6906.13	6906.13							
13428	R & R Plus Co, D	671 6482285 (HENRY	00050	18000.00	18000.00							
15144	Rediocom Supply C	671 6489287	00050	599.00	599.00							
10823	Reaction Supply C	671 6487197 (MARI	00050	250.00	250.00							
12748	Safety 1st system	671 6456440DAVE	00050	27919.70	27919.70							
13524	Sam Duk Corporati	671 6460435	00050	922.00	922.00							
14040	Sorensen Media Gr	671 4775700	00050	550.00	550.00							
12987	South Pacific Env	671 6477609 (SARAH	00050	3333.33	3333.33							
13030	South Pacific Pet	671 4728871 (OPERA	00050	2763.81	2763.81							
7114	Standard Office S	671 6484825 (POLLY	00050	47203.50	47203.50							
1155	STANDAR INSURANC	671 4775931/332,3	00050	403.60	403.60							
14864	STANDAR SUPPLY	671 3212091	00050	50.00	50.00							
11076	Ten-Tak Supply	671 4770888	00050	18.19	18.19							
12630	Travel Pacificana	671 6455666 (KTN/D	00050	683.10	683.10							
11983	Treasurer of Guam	671 4770888	00050	133.00	133.00							
12043	Triple J Commerci	671 6488233	00050	5034.08	5034.08							
14642	Tristar terminals	671 5652300	00050	410.00	410.00							
				12675.97	12189.85							

18.19
486.12

Supplier	Supplier	Phone	Co	Balance Open	Current	61	90	91	120	Aging	121	0	Over
1615 Teang Brothers Co	671	6386133	CHRIS	00050	1521.00	1521.00							
1544 THINGRAD, ALBK	671	472-2539	00050	350.00	350.00								
1542 United Fire	671	6495162	00050	850.00	850.00								
1623 United Envoironmen	671	565151	LERROY	00050	5700.00	5700.00							
15234 Veterans First Bne	804	3571909	00050	51811.02	51811.02								2630.00
1956 Workers Compensat			00050	14536.36	11906.36								
7253 Xerox Corporation	671	4779456/9495	00050	8090.28	8090.28								

00050	Port Authority of Guam	2205339.36	1991204.57	83423.41	130711.38
	Grand Total	2205339.36	1991204.57	83423.41	130711.38

PORT AUTHORITY OF GUAM

Crane Surcharge					9.50%	BOG 0101-330971 50.1122.BOGCRANE	
60.5851					Sinking	Bank Bal.	
Date	Description	Amount	Balance	Remarks	Fund	Amount	Date
9/30/2014	Balance Forwarded		138,742.37		955,383.58	965,546.40	
10/1/2015	Revesal of accrual	72,812.72	211,555.09				
10/20/2014	Loan Payment	(101,426.79)	110,128.30				
10/1/2014	Pola Insurance Prem	(260,000.00)	(149,871.70)			29,742.00	10/1/2014
10/31/2014	Revenues	545,188.55	395,316.85		51,792.91	57,561.31	10/7/2014
10/31/2014	Depreciation	(66,666.67)	328,650.18			110.29	10/31/2014
10/31/2014	Pola 14 Exp 70.8390	(7,330.63)	321,319.55				
	Pola 16 Exp 70.8391	\$ 13,106.09	334,425.64				
	Pola 17 Exp 70.8392	\$ 13,365.48	347,791.12				
	Gantry 3	\$ (17,710.18)	330,080.94				
10/31/2014	Reserve	\$ (51,792.91)	278,288.03				
10/31/2014	PMC	\$ (50,339.44)	227,948.59				
11/20/2014	Loan Payment	(101,426.79)	126,521.80				
11/30/2014	Revenues	454,495.27	581,017.07		43,177.05		
11/30/2014	Depreciation	(66,666.67)	514,350.40			19,240.00	11/6/2014
11/30/2014	Pola 14 Exp 70.8390	(30,732.71)	483,617.69			31586.72	11/13/2014
	Pola 16 Exp 70.8391	(37,226.22)	446,391.47			29,742.00	11/21/2014
	Pola 17 Exp 70.8392	(37,085.09)	409,306.38				
	Gantry 3	(12,937.50)	396,368.88				
11/30/2014	Reserve	(43,177.05)	353,191.83			112.31	11/30/2014
11/30/2014	PMC	(130,171.00)	223,020.83				
12/20/2014	Loan Payment	(101,426.79)	121,594.04				
12/31/2014	Revenues	\$ 443,373.51	564,967.55		42,120.48		
12/31/2014	Depreciation	(66,666.67)	498,300.88				
12/31/2014	Pola 14 Exp 70.8390	\$ (12,506.22)	485,794.66				
	Pola 16 Exp 70.8391	(15,780.36)	470,014.30				
	Pola 17 Exp 70.8392	\$ (17,451.60)	452,562.70			26,934.47	12/10/2014
	Gantry 3	\$ (9,600.20)	442,962.50			122.29	12/31/2014
12/31/2014	Reserve	\$ (42,120.48)	400,842.02				
12/31/2014	PMC	\$ (39,230.00)	361,612.02				
1/20/2015	Loan Payment	(101,426.79)	260,185.23				
1/31/2015	Revenues	\$ 492,104.40	752,289.63		\$ 46,749.92		
1/31/2015	Depreciation	(66,666.67)	685,622.96				
1/31/2015	Pola 14 Exp 70.8390	(13,889.62)	671,733.34				
1/31/2015	Pola 16 Exp 70.8391	(17,242.62)	654,490.72		-	123.22	1/31/2015
1/31/2015	Pola 17 Exp 70.8392	\$ (17,888.47)	636,602.25				
	Gantry 3	(1,949.85)	634,652.40				
	Reserve	(46,749.92)	587,902.48				
1/31/2015	PMC	\$ (98,075.00)	489,827.48				
1/31/2015	50.1621.PARTS	\$ (22,875.00)	466,952.48				
2/20/2015	Loan Payment	(101,426.79)	365,525.69				
2/28/2015	Revenues	\$ 363,462.38	728,988.07		\$ 34,528.93		
2/28/2015	Depreciation	(66,666.67)	662,321.40				

PORT AUTHORITY OF GUAM

Crane Surcharge					9.50%	BOG 0101-330971 50.1122.BOGCRANE	
60.5851					Sinking	Bank Bal.	
Date	Description	Amount	Balance	Remarks	Fund	Amount	Date
2/28/2015	Pola 14 Exp 70.8390	\$ (14,570.75)	647,750.65			20,984.06	2/9/2015
	Pola 16 Exp 70.8391	\$ (15,529.96)	632,220.69			26,607.94	2/23/2015
	Pola 17 Exp 70.8392	\$ (15,641.91)	616,578.78			113.13	2/28/2015
	Gantry 3	(35,063.50)	581,515.28				
2/28/2015	Reserve	\$ (34,528.93)	546,986.35				
2/28/2015	PMC	\$ -	546,986.35				
3/20/2015	Loan Payment	(101,426.79)	445,559.56				
3/31/2015	Revenues	\$ 498,751.09	944,310.65				
3/31/2015	Depreciation	(66,666.67)	877,643.98				
3/31/2015	Pola 14 Exp 70.8390	(98,800.04)	778,843.94				
	Pola 16 Exp 70.8391	\$ (72,098.58)	706,745.36				
	Pola 17 Exp 70.8392	\$ (75,546.16)	631,199.20				
	Gantry 3	\$ -	631,199.20			29,742.00	3/20/2015
3/31/2015	Reserve	\$ (47,381.35)	583,817.85		\$ 47,381.35		
3/31/2015	PMC	\$ (215,765.00)	368,052.85			129.22	3/31/2015
	Oct & Nov GRT	\$ (10,358.85)	357,694.00				
4/20/2015	Loan Payment	(101,426.79)	256,267.21				
4/30/2015	Revenues	\$ 458,218.58	714,485.79				
4/30/2015	Depreciation	(66,666.67)	647,819.12				
4/30/2015	Pola 14 Exp 70.8390	\$ (5,370.38)	642,448.74				
	Pola 16 Exp 70.8391	(15,784.93)	626,663.81				
	Pola 17 Exp 70.8392	(27,567.63)	599,096.18			27,359.15	4/28/2015
	Gantry 3	-	599,096.18			127.42	4/30/2015
4/30/2015	PMC	\$ (81,149.03)	517,947.15				
4/30/2015	Reserve	(43,530.77)	474,416.39		\$ 43,530.77		
5/20/2015	Loan Payment	(101,426.79)	372,989.60				
5/31/2015	Revenues	537,881.53	910,871.13				
	Depreciation	\$ (66,666.67)	844,204.46				
5/31/2015	Pola 14 Exp 70.8390	\$ -	844,204.46				
	Pola 16 Exp 70.8391	\$ (8,424.47)	835,779.99				
	Pola 17 Exp 70.8392	\$ (7,305.72)	828,474.27				
	Gantry 3	-	828,474.27				
5/31/2015	PMC	(99,350.29)	729,123.98			134.39	5/31/2015
5/31/2015	Reserve	(51,098.75)	678,025.23		51,098.75		
5/31/2015	PMC Accrual	(28,417.78)	649,607.45				
6/20/2015	Loan Payment	(101,426.79)	548,180.66				
6/30/2015	Revenues	492,412.17	1,040,592.83				
6/30/2015	Depreciation	\$ (66,666.67)	973,926.16				
6/30/2015	Pola 14 Exp 70.8390	(28,406.83)	945,519.33				
	Pola 16 Exp 70.8391	(28,033.32)	917,486.01				
	Pola 17 Exp 70.8392	(26,565.00)	890,921.01				
	Gantry 3	-	890,921.01				
6/30/2015	PMC Accrual	(250,790.58)	640,130.43				

PORT AUTHORITY OF GUAM

Crane Surcharge					9.50%	BOG 0101-330971 50.1122.BOGCRANE	
60.5851					Sinking	Bank Bal.	
Date	Description	Amount	Balance	Remarks	Fund	Amount	Date
6/30/2015	Reserve	(46,779.16)	593,351.27		46,779.16	15,037.02	6/26/2015
6/1/2015	Reverse Accrual	28,417.78	621,769.05			130.17	6/30/2015
6/30/2015	PMC	(63,914.22)	557,854.83				
7/20/2015	Loan Payment	(101,426.79)	456,428.04				
7/31/2015	Revenues	537,847.62	994,275.66			13,218.09	7/17/2015
7/31/2015	Depreciation	\$ (66,666.67)	927,608.99			21,873.66	7/24/2015
7/31/2015	Pola 14 Exp 70.8390	(35,903.26)	891,705.73			136.93	7/31/2015
	Pola 16 Exp 70.8391	(11,945.53)	879,760.20			15,773.84	7/31/2015
	Pola 17 Exp 70.8392	(20,570.52)	859,189.68				
	Gantry 3	(46,164.80)	813,024.88				
7/31/2015	Reserve	(51,095.52)	761,929.36		51,095.52		
7/31/2015	PMC	(139,654.86)	622,274.50				
7/1/2015	Reverse Accrual	250,790.58	873,065.08				
8/20/2015	Loan Payment	(101,426.79)	771,638.29			87,828.89	8/19/2015
8/31/2015	Revenues	514,761.08	1,286,399.37			144.93	8/31/2015
8/31/2015	Depreciation	\$ (66,666.67)	1,219,732.70			13,711.94	8/31/2015
8/31/2015	Pola 14 Exp 70.8390	(77,432.42)	1,142,300.28				
	Pola 16 Exp 70.8391	(57,899.63)	1,084,400.65				
	Pola 17 Exp 70.8392	(54,263.79)	1,030,136.86				
	Gantry 3	(25,331.34)	1,004,805.52				
	Reserve	(48,902.30)	955,903.22		48,902.30		
	PMC	\$ (154,175.90)	801,727.32				
9/30/2015	Revenues	507,224.39	1,308,951.71			37,037.17	9/10/2015
9/20/2015	Loan Payment	(101,426.79)	1,207,524.92			34,164.73	9/11/2015
9/30/2015	Depreciation	\$ (66,666.67)	1,140,858.25			16,193.87	9/16/2015
9/30/2015	Pola 14 Exp 70.8390	\$ (36,931.45)	1,103,926.80			47,186.26	9/21/2015
	Pola 16 Exp 70.8391	\$ (32,260.45)	1,071,666.35			154.07	9/30/2015
	Pola 17 Exp 70.8392	(24,865.44)	1,046,800.91				
	Gantry 3 70.8385	(24,230.00)	1,022,570.91				
	Reserve	(48,186.32)	974,384.59		48,186.32		
	PMC	\$ (153,663.43)	820,721.16				
	PMC Accrual	\$ (84,663.92)	736,057.24				
	2015 CIP	\$ (380,000.00)	356,057.24				
9/30/2015	Over Baseline (1,047)	\$ (130,875.00)	225,182.24		130,875.00		
					\$ 1,641,602.03	\$ 1,568,609.89	

PORT AUTHORITY OF GUAM

Facility Maintenance Fee Ledger						50.1122.BOGFM	
60.5841						BOG	
Date	Description	Debit	Credit	Balance	Remarks	Balance	Date
				-		1,343.72	10/18/2012
10/31/2012	Revenues	128,054.41		128,054.41			
11/30/2012	Revenues	136,714.49		264,768.90		17,571.41	3/18/2013
12/31/2012	Revenues	135,134.97		399,903.87		16,017.96	3/28/2013
1/31/2013	Revenues	83,474.01		483,377.88		50,000.00	4/2/2013
2/28/2013	Revenues	134,963.11		618,340.99		55,181.02	4/5/2013
3/31/2013	Revenues	106,297.86		724,638.85		15,000.00	4/10/2013
4/30/2013	Revenues	101,044.38		825,683.23		87,504.18	4/15/2013
5/31/2013	Revenues	133,634.87		959,318.10		350,000.00	4/19/2013
6/14/2013	LC4 Cable Replacement (DCK Pacific)		78,000.00	881,318.10	Completed	18,650.26	4/30/2013
6/30/2013	Revenues	111,439.34		992,757.44		107,294.52	5/8/2013
7/31/2013	Revenues	131,824.10		1,124,581.54		11,818.72	6/27/2013
7/31/2013	Container Yard Stripping		235,000.00	889,581.54	Awarded	5,112.15	7/3/2013
7/31/2013	F5/6 Concrete Pole Light Upgrade Doc		280,316.10	609,265.44	Awarded	37,942.64	7/10/2013
7/31/2013	High Tower Renovation		25,000.00	584,265.44		94,264.19	7/12/2013
7/31/2013	Lower Tower Renovation		65,000.00	519,265.44		11,388.23	7/24/2013
7/31/2013	Warehouse 1, Bay 2 & 3 removal/rep		75,500.00	443,765.44	Completed		
	Terminal Relocation		10,000.00	433,765.44		106,434.24	7/30/2013
8/31/2013	Revenues	110,602.88		544,368.32			
8/31/2013	Lower Tower 2nd Floor Renovation		53,000.00	491,368.32			
	Hotel Wharf		537,000.00	(45,631.68)	Completed	19,950.41	8/2/2013
9/30/2013	Revenues	104,197.42		58,565.74		58,758.05	8/13/2013
10/31/2013	Revenues	131,158.87		189,724.61		106,361.97	9/3/2013
11/30/2013	Revenues	104,937.30		294,661.91		17,677.97	9/25/2013
12/31/2013	Revenues	111,418.07		406,079.98		25,695.93	9/30/2013
1/3/2014	F-6 Bollard Repair		17,670.72	388,409.26	Completed	99.78	12/31/2013
1/3/2014	Spalling - CFS		221,000.00	167,409.26	Awarded	39,420.19	1/9/2014
1/3/2014	Hatch Covers-CFS		12,000.00	155,409.26		260.76	1/31/2014
	Other Small Projects \$2,516 unused		-	155,409.26			
1/31/2014	Revenues	125,865.40		281,274.66			
2/17/2014	F2/F3 West Gate		5,000.00	276,274.66			
2/28/2014	Revenues	88,709.38		364,984.04		120.22	2/28/2014
2/26/2014	Underground Power lines LC3, CFS & H		90,000.00	274,984.04			
3/31/2014	Revenues	111,424.72		386,408.76		77,786.35	
4/30/2014	Revenues	137,520.07		523,928.83		140.04	
5/28/2014	Lower/Higher Tower Addtl funding		205,000.00	318,928.83		136.83	4/30/2014
5/31/2014	Revenues	146,890.26		465,819.09		29,306.63	5/19/2014
6/30/2014	Revenues	120,442.35		586,261.44		142.61	5/31/2014
7/31/2014	LC-4 Primary Metering Cubicle Repair		71,882.26	514,379.18		139.87	6/30/2014
7/31/2014	Revenues	125,194.43		639,573.61		144.54	7/31/2014
8/31/2014	Revenues	134,596.45		774,170.06		144.56	8/31/2014
9/30/2014	Revenues	119,591.35		893,761.41		139.91	9/30/2014
10/31/2014	Revenues	143,860.66		1,037,622.07		144.59	
10/17/2014	A/E Srvs for Wheel Stopper, Storm Dra		300,000.00	737,622.07			
	Concrete Storm Drain Channel System		600,000.00	137,622.07			
	Cathodic Services		10,000.00	127,622.07			
	CY Water Line Valves		50,000.00	77,622.07			
	CY Asphalt Pavement Repairs		50,000.00	27,622.07			
11/30/2014	Revenues	133,433.07		161,055.14		1,874.25	11/26/2014
12/15/2014	Cntr offices & parts storage for crane r		26,850.00	134,205.14			
12/31/2014	Revenues	120,992.72		255,197.86		139.94	11/30/2014
1/30/2015	EQMR Cable Replacement		46,305.90	208,891.96		128.52	12/19/2014
1/30/2015	F6 Cleats		19,890.00	189,001.96		144.82	12/31/2014
1/30/2015	CFS change order addtl spalling		33,916.25	155,085.71			
1/30/2015	Installation of Generators		50,000.00	105,085.71			
1/31/2015	Revenues	130,566.70		235,652.41		1,000,230.46	1/31/2015
2/20/2015	Hotel Wharf Pull test		50,000.00	185,652.41		226.74	2/28/2015
2/28/2015	Revenues	109,446.82		295,099.23			
10/17/2014	Other Small Misc. Projects \$14,301 un		-	295,099.23			
3/31/2015	Revenues	138,020.27		433,119.50		251.06	3/31/2015
4/30/2015	Revenues	117,407.92		550,527.42		242.98	4/30/2015
4/15/2015	Fleet Maint Shelter Canopy		96,055.00	454,472.42			
	Fleet Maint Shelter Canopy		30,000.00	424,472.42			
5/31/2015	Revenues	142,379.04		566,851.46		251.11	5/31/2015
6/30/2015	Revenues	127,041.65		693,893.11		243.04	6/30/2015
7/31/2015	Revenues	152,100.08		845,993.19		1662.07	6/29/2015
8/31/2015	Revenues	123,045.22		969,038.41		251.34	7/31/2015
9/30/2015	Revenues	139,251.56		1,108,289.97		251.37	8/31/2015
9/8/2015	Generator		72,000.00	1,036,289.97		243.28	9/30/2015
						2,368,235.43	

FEDERAL GRANT/LOANS & LOCAL FUNDING PROGRAMS
FY2015 Port Modernization Plan
Grant Strategy - Monthly Update

December 9, 2015

Summary Sheet of Funding/Financing

	On-hand	Expenditures	Remaining Balance	NOTES
Port Modernization				
Modernization	\$ 52,600,000.00	\$ 48,854,655.17	\$ 3,745,344.83	\$48.5M Port Enterprise Fund
Security	\$ 7,588,296.00	\$ 5,465,863.13	\$ 1,626,535.87	
Marinas	\$ 322,244.00	\$ 22,322.17	\$ 299,921.83	
Port Police	\$ 24,850.00	\$ -	\$ 24,850.00	
Grand Totals:	\$ 60,535,390.00	\$ 54,342,840.47	\$ 5,696,652.53	

Applications/Approved Pending

				NOTES
TIGER 7	\$ -			USDOT H-Wharf, PAG not awarded the TIGER VII Grant
WHSE 1 Hardening Project	\$ 75,629.00			USDHS FEMA
PAG Facilities Hardening Project	\$ 571,628.64			USDHS FEMA
Grand Totals:	\$ 647,257.64			

PORT AUTHORITY OF GUAM - FEDERAL GRANT FUNDING PROGRAMS
Wednesday, December 09, 2015

I. Port Modernization

ITEM	GRANT #	PROJECT NAME	Federal or Local Agency	Notice to Proceed	% Completed	Award Date / End Date	Award Amount	Draw Down Submitted	Remaining Balance	STATUS:
FY2010-01	Port Enterprise Fund	Guam Commercial Port Improvement Program	DoD to DOT Maritime Administration Agency (MARAD)	09/22/10	95.1%	9/22/2010 - 9/22/2015	\$ 48,500,000.00	\$ 46,134,655.17	\$ 2,365,344.83	Transferred to the Port Enterprise Fund on 09/22/2010. As of 3/31/2015 Dashboard Total Transferred to Project \$50M; Total for Contracts \$48.5M; Total for MARAD Admin \$1.5M; EA Engineering \$45,206,655.17; Pending Contract Obligations \$928,000.00 Version: 3/31/2015 PAG Financial Dashboard
FY2010-03	GM0706-10-10	Project Controls and Program Accountability Services	Office of Economic Adjustment (OEA) DoD	10/01/10	100.0%	10/1/2010 - 9/30/2012 Extension approved 9/30/2013 Extension approved 11/29/2014	\$ 750,000.00	\$ 750,000.00	\$ -	PAG has been reimbursed the full grant amount. Awaiting grant close out documents.
FY 2011-01	GM0706-11-12	Owner's Agent Engineer Support Services	Office of Economic Adjustment (OEA) DoD	04/01/11	100.0%	4/01/2011 - 3/31/2012 Extension approved - 01/31/2014 Extension approved - 11/29/2014	\$ 1,970,000.00	\$ 1,970,000.00	\$ -	PAG has been reimbursed the full grant amount. Awaiting grant close out documents.
FY 2015-02	GM0706-15-21	Owner's Agent Engineer Support Services	Office of Economic Adjustment (OEA) DoD			01/01/2015 - 12/31/2016	\$ 1,380,000.00	\$ -	\$ 1,380,000.00	Task Order 2 and PO have been signed.
GRAND TOTAL GRANTS FOR MODERNIZATION:							\$ 52,600,000.00	\$ 48,854,655.17	\$ 3,745,344.83	22.2%

II. SECURITY

ITEM	GRANT #	PROJECT NAME	Federal or Local Agency	Notice to Proceed	% Completed	Award Date / End Date	Award Amount	Draw Down Submitted	Remaining Balance	STATUS:
FY2008-03	2009-FU-19-0043	U 3: Certification Detection Work (Formerly Radar/Intrusion Detection System)	PSGP	03/01/10	100.0%	2/2008 12/31/2013	\$ 600,832.50	\$ 600,832.50	\$ 0	Project Completed
FY2009-04	2009-FU-R1-0164	Renovation/Upgrade of Existing Port Police Building to Serve as the PAG's Maritime and Port Security Operations Center	President's ARPA Supplemental PSGP	04/12/10	99.1%	09/2009 05/31/13	\$ 910,593.50	\$ 902,156.94	\$ 8,436.56	Project Completed
FY2010-01	2010-FU-70-0080	U 1: Command and Control Integration of CCTV Security Surveillance, Access Control/Secured Credentialing, Radar Intrusion/Detection, and TWC Readers Systems	PSGP	02/10/11	99.9%	06/01/10 05/31/2014	\$ 2,257,500.00	\$ 2,254,505.74	\$ 2,994.26	Project Completed
FY2011-01	EMW-2011-FU-00200 SO1	U1: Upgrade of Emergency Back-up Generators to Support Maritime and Port Security Management and Operations	PSGP	09/01/11	73.4%	09/01/2011 08/31/2014	\$ 857,141.00	\$ 636,658.57	\$ 220,482.43	95% Complete. Ventilators are currently being installed. 2 defective batteries are being replaced by Hawthorne Caterpillar.
FY2011-02	EMW-2011-FU-00200 SO1	U2: Mobile Cargo and Vehicle CBMNE Detection and Screening System	PSGP	09/01/11	64.7%	09/01/2011 08/31/2014	\$ 1,525,790.00	\$ 987,204.00	\$ 538,486.00	Backscatter X-ray Van is fully operational for Customs' day to day operations. Balance of funding were reprogramed to purchase 4 Port Police SUV from FedGSA. Awaiting to receive the vehicles on or before February 2015.

II. SECURITY (cont.)

ITEM	GRANT #	PROJECT NAME	Federal or Local Agency	Notice to Proceed	% Completed	Award Date / End Date	Award Amount	Drawn Submitted	Remaining Balance	STATUS:
FY2013	EMW-2013-PU-00206	CMU Wall & Heavy Duty Chain Link Security Fencing	FEMA Port Security Grant Program	Notification of Award Issued 8/24/2013 by DHS Preparedness Grant Program Announcement	18.2%	8/24/2013 - 8/24/2015	\$ 461,712.00	\$ 84,205.98	\$ 377,506.62	Grant Period has been extended to 02/28/2016. Remaining funds was re-programmed to replace existing chain link fence at the temporary car lot next to the GWA Building.
FY2014		Upgrade and Refurbishment of Safe Boat Acquired from the US Coast Guard Sector Guam	FEMA Port Security Grant Program	Waiting on USDOHS/FEMA Grant award documents	0.0%		\$ 311,300.00	\$ -	\$ 311,300.00	Safe boats are currently with ship-Rite vendor. Several parts have been purchased which predominantly includes electrical and mechanical parts.
FY2014		Enhancement of the PAG's Critical Infrastructure Cyber Security	FEMA Port Security Grant Program	Waiting on USDOHS/FEMA Grant award documents	0.0%		\$ 157,500.00	\$ -	\$ 157,500.00	IT talks are ongoing with US DHS cyber-security assessment team to determine the Port's IT infrastructure monitoring to include off-site scanning by USDOHS and other methodologies to secure the IT backbone.
FY2015	EMW-2015-PU-00261	Maintenance and Sustainment Contract for the Port Command Center Port Wide CCTV and Access Control Systems	FEMA Port Security Grant Program	30-Sep-15	0.0%	09/01/2015 - 08/31/2018	\$ 178,070.00	\$ -	\$ 178,070.00	RFI Review has been received and was waived for the project. No procurement processes initiated at this time. Meeting on Dec 02, 2015 with Procurement, Port Police and IT to develop maintenance and sustainment contract.
FY2015	EMW-2015-PU-00261	Upgrade and Refurbishment of Existing Damaged Security Light Poles and Fixtures at Strategic Port Locations	FEMA Port Security Grant Program	30-Sep-15	0.0%	09/01/2015 - 08/31/2018	\$ 317,827.00	\$ -	\$ 317,827.00	RFI Review has not yet been received. No activities ongoing at this time.

GRAND TOTAL FOR SECURITY: 39.7%

\$ 7,588,296.00 \$ 5,465,863.13 \$ 1,656,535.87

III. MARINAS

ITEM	GRANT #	PROJECT NAME	Federal or Local Agency	Notice to Proceed	% Completed	Award Date / End Date	Award Amount	Drawn Submitted	Remaining Balance	STATUS:
FY2014-02	F13AP01023	Harbor of Refuge A/E Design & Environmental Studies - Phase I	DOJ/F&WS/Dept. of AG/DAWR	07/01/14	20.2%	10/1/2013 - 9/30/2015	\$ 95,000.00	\$ 19,177.70	\$ 75,822.30	PAG sub-grantee through DOAQ, PAG Cost Share \$25,000. Total Project Cost \$120,000. Environmental Assessment completed. A/E Design & Environmental Assessment Completed. Contractor approved to obtain US Army Corps of Engineers Permit & Federal Coastal Zone Letter.
FY2014-03	F14AP01291	Renovation of the Guam Harbor of Refuge Phase II - A/E Design, Repairs to Mooring, Acquisition of Pumpout System & Shelter/Housing	DOJ/F&WS/DOAQ DAWR	03/31/14	0.0%	10/26/2013 - 9/30/2016	\$ 86,181.00	\$ -	\$ 86,181.00	PAG sub-grantee through DOAQ, PAG Cost Share \$23,750. Total Project Cost \$109,931. Draft SOW under development for Acquisition of Portable Pumpout System & Shelter at Harbor of Refuge.
FY2014-04	F14AP0130	Renovation of Existing Pump-outs at Marinas	DOJ/F&WS/Dept. of AG/DAWR	02/18/14	5.1%	6/10/2013 - 9/30/2014 *Extension approved until 9/30/2016	\$ 61,063.00	\$ 3,144.47	\$ 57,918.53	PAG sub-grantee through DOAQ, MOU approved. One (1) Year No Cost Extension approved by USWIS. Bid Awarded to ProPacific Builders, Inc. for \$78,800 (Note: Difference of \$9,113.53 is funded by PACI). NTP Issued September 2015. Contractor completed 65% Design. Processing of Federal & local permits.
FY2014-05	F10AP0014	Agri Small Boat Marina 1 (Concrete Canwalk Repair)	DOJ F&WS/Sport Fishing Program/Dept. of AG/DAWR	Refer to Status column	0.0%	11/17/2014 - 9/30/2015 *Extension approved until 9/30/2016	\$ 80,000.00	\$ -	\$ 80,000.00	PAG sub-grantee to DOAQ, Contractor completed 100% Design and has submitted applications for required permits.

GRAND TOTAL FOR MARINAS: 0.0%

\$ 322,244.00 \$ 22,322.17 \$ 299,921.83

ITEM	GRANT #	PROJECT NAME	Federal or Local Agency	Authorization to Proceed	% Completed	Award Date / End Date	Award Amount	Draw Down Submitted	Remaining Balance	STATUS:
FZ2015-01	PT16-03-03PPD	Port Police - Section 402 Highway Safety Funds - Operation Adai Ho Hilo (Watch Out!)	Department of Public Works/Office of Highway Safety	Pending ATP	-	10/1/2016 - 9/30/2016	\$ 24,850.00		\$ 24,850.00	Pending ATP as of 8/25/2015
GRAND TOTAL:							\$ 24,850.00	\$ -	\$ 24,850.00	

V. OTHER

ITEM	POTENTIAL FUTURE GRANTS	PROJECT NAME	Federal or Local Agency	COMMENTS	PAG Estimated Cost Share	Federal Cost Share %	Total Amount	STATUS:
FZ2015-02	Submitted 8/2/2015	Maintenance & Repair of H Wharf and Access Road	USDOJ's National Infrastructure Investments		\$ -	-	\$ -	As of October 30, 2015, PAG was not awarded the \$21,256,741.00 (HSR) GRANT. PAG to pursue other funding sources to address critical repairs to the "H-Wharf"
FZ2015-03	Submitted 08/18/2015	Warehouse 1 Hardening Project	USDOJ's FEMA		\$ -	75.629 00	\$ 75.629.00	Subject for review and approval
FZ2015-04	Submitted 08/28/15	PAG Facilities Hardening Project	USDOJ's FEMA		\$ 190,542.88	571.628 64	\$ 762,171.52	Subject for review and approval
GRAND TOTAL FOR OTHER:					\$ 190,542.88	\$ 647,257.64	\$ 837,800.52	

OPERATION DIVISION REPORT SUMMARIZATION

December 9, 2015

Prepared By: John B. Santos

CONTAINER REPORT:

For the Month of November:

- Total Cargo Vessels: 22
- Total Containers Handled: 8,903
-

Year to Date (October 2015 – September 2016)

- Total Cargo Vessels: 44
 - Total Containers Handled: 18,268
 - Monthly Container Handled Average: 9,134
-

VESSEL PRODUCTIVITY REPORT:

Average Gross Move Per Hour (AGMPH):

- Matson 20 AGMPH
 - Mana 12 AGMPH
 - MSA Barges 6 AGMPH
 - MSA Kyowa, Condor, S/Islander 11 AGMPH
 - Ambyth 14 AGMPH
 - MEL 15 AGMPH
-

EQUIPMENT REPORT:

Gantry Cranes:

Gantry Cranes 4, 5, & 6 are operational status. Gantry #3 is still under maintenance/repair status. Gantries 4, 5 & 6 were utilized and with **downtime status as follows**: Gantry 4 had 1.6 hrs downtime due to problems with its spreader, hoist, & oil leak; Gantry 5 had 3.5 hrs downtime due to problems with its power, spreader, & trolley; Gantry 6 had 12.0 hrs downtime due to problems with its spreader, power, Cab door, & fiber optic cable.

**OCTOBER 2015 - SEPTEMBER 2016
VESSEL OPERATION RECAP
FISCAL YEAR 2016**

	October	November	December	January	February	March	April	May	June	July	August	September	Total
Mall													
No. Vessel	4	5											9
Discharge	572	744											1316
Loaded	754	736											1490
Total Moves	1326	1480											2806
Cranes used	G4,5,6	G4,5,6											
Average GMPH	14.8	14.8											14.8
Pacific/S-islander													
No. Vessel													0
Discharge													0
Loaded													0
Total Moves	0	0											0
Cranes used													
Average GMPH													#DN/01
Swire													
No. Vessel	2	1											3
Discharge	151	57											208
Loaded	111	56											167
Total Moves	262	113											375
Cranes used	G5,6	G4											
Average GMPH	16.3	11.6											14.0

November	
Total Vessels	22
Total Discharged	4559
Total Loaded	4346
Total Moves	8903

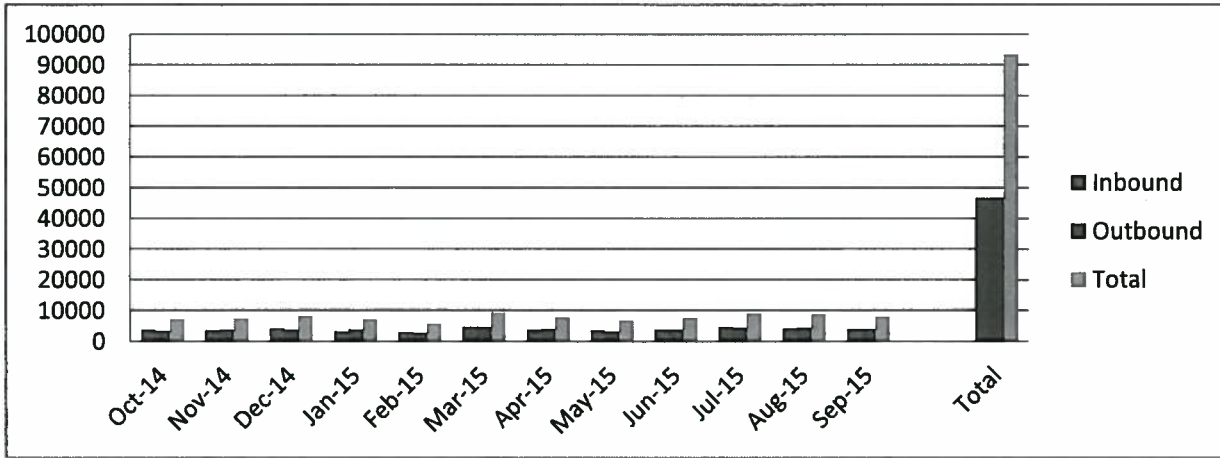
Summarized	
Total Vessels	44
Total Discharged	9228
Total Loaded	9040
Total Moves	18268

Container Total Comparison
Fiscal Year 2015 - Fiscal Year 2016

Month	Inbound	Outbound	Total
Oct-14	3757	3497	7254
Nov-14	3639	3797	7436
Dec-14	4335	3920	8255
Jan-15	3207	3913	7120
Feb-15	2987	2809	5796
Mar-15	4716	4759	9475
Apr-15	3755	4056	7811
May-15	3555	3110	6665
Jun-15	3868	3780	7648
Jul-15	4673	4448	9121
Aug-15	4246	4512	8758
Sep-15	3991	4107	8098

7345 (02 Month Average)

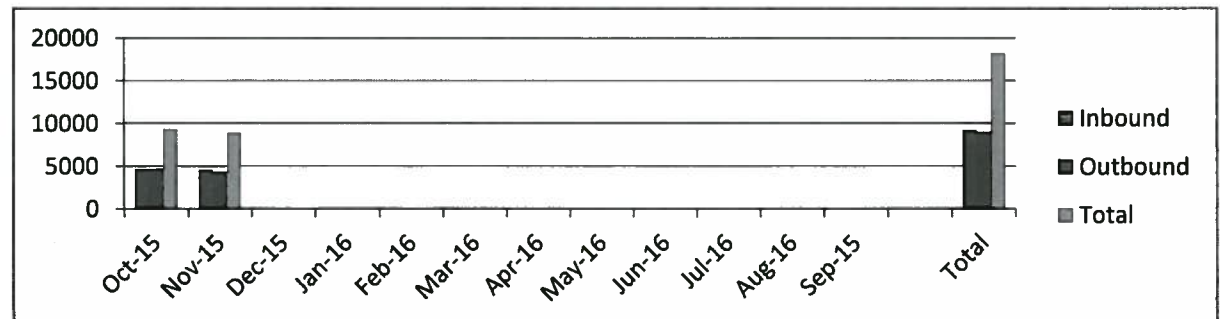
Total	46729	46708	93437
--------------	--------------	--------------	--------------



Month	Inbound	Outbound	Total
Oct-15	4669	4696	9365
Nov-15	4559	4344	8903
Dec-15			0
Jan-16			0
Feb-16			0
Mar-16			0
Apr-16			0
May-16			0
Jun-16			0
Jul-16			0
Aug-16			0
Sep-15			0

9134 (02 Month Average)

Total	9228	9040	18268
--------------	-------------	-------------	--------------



**NOVEMBER 2015
VESSEL RECAP**

"Marianas Steamship Agency" (Kyowa)

Vessel	Voy.	Arrive	Depart	First Lift	Last Lift	Lifts		Total Chtrs	Total TEUs	Ops Hrs	Loss Hrs	Berth Hours	Gantry						Nmph	Gmph						
						In	Out						#3	#4	#5	#6	1st	2nd			3rd	4th	5th			
Cattleya	153	07 Nov - 08:42	07 Nov - 19:54	07 Nov - 09:42	07 Nov - 19:27	31	142	173	218	9.8	4.9	11.2						10	32					20.4	12.9	
Rose	47	13 Nov - 19:48	14 Nov - 20:06	13 Nov - 21:32	14 Nov - 17:05	81	0	81	103	19.5	5.8	24.3		0:00	0:00			14	5					16.6	7.6	
Orchid	56	22 Nov - 12:42	23 Nov - 19:12	22 Nov - 14:21	23 Nov - 10:00	125	170	295	425	19.7	10.8	30.5		0:00	0:00			11	7	8				13.4	8.9	
Rose	47	24 Nov - 04:48	24 Nov - 21:42	24 Nov - 06:37	24 Nov - 20:56	62	170	232	315.8	14.3	4.2	16.9		0:00	0:00			30	9.9	12				14.3	11.3	
Total:						299	482	781	1061.8																	

Monthly Nmph/Gmph Average: **16.2 10.2**

"CTSI" (Mell)

Vessel	Voy.	Arrive	Depart	First Lift	Last Lift	Lifts		Total Chtrs	Total TEUs	Ops Hrs	Loss Hrs	Berth Hours	Gantry						Nmph	Gmph						
						In	Out						#3	#4	#5	#6	1st	2nd			3rd	4th	5th			
BC Mumbai	003	02 Nov - 01:54	02 Nov - 19:36	02 Nov - 03:31	02 Nov - 17:20	150	191	341	441	13.8	1.8	17.2						21	14	61				18.2	16.5	
Maren S	009	09 Nov - 14:12	10 Nov - 00:00	09 Nov - 16:11	09 Nov - 22:43	165	58	223	276	6.5	3.0	9.8		0:00	0:00			20	18					23.1	17.5	
Frisia Lahn	003	13 Nov - 07:06	14 Nov - 04:42	13 Nov - 08:26	14 Nov - 04:23	176	156	332	439	19.9	3.8	21.6		0:00				12	18					17.7	14.7	
Seapearl	001	22 Nov - 17:42	23 Nov - 22:42	22 Nov - 19:45	23 Nov - 21:14	115	257	372	481	25.5	4.2	29.0		0:00	0:00			24	11	24				22.1	17.6	
Maren S	10	28 Nov - 20:42	29 Nov - 18:18	28 Nov - 22:56	29 Nov - 17:14	138	74	212	266	18.3	13.5	21.6		0:37	1:23	6:35		13	5					15.4	7.8	
Total:						744	736	1480	1903																	

Monthly Nmph/Gmph Average: **19.3 14.8**

**NOVEMBER 2015
VESSEL RECAP**

"MSA" (Pacific Condor)																																					
Vessel	Voy.	Arrive	Depart	First Lift	Last Lift	Lifts		Total	Total	Ops	Loss	Berth																									
						In	Out	Chrs	TEUs	Hrs	Hrs	Hours	Gantry #3	Gantry #4	Gantry #5	Gantry #6	Shift GMPH		Nmph	Gmph																	
									0																												
									0																												
									0																												
									0																												
Total:							0	0	0	0	0	0	0	0	0	0	0	0	0	0	0																
"AMBLYTH" (Swire)																																					
Vessel	Voy.	Arrive	Depart	First Lift	Last Lift	Lifts		Total	Total	Ops	Loss	Berth																									
						In	Out	Chrs	TEUs	Hrs	Hrs	Hours	Gantry #3	Gantry #4	Gantry #5	Gantry #6	Shift GMPH		Nmph	Gmph																	
Shaoshing	1517s	17 Nov - 09:00	17 Nov - 23:18	17 Nov - 10:27	17 Nov - 22:31	57	56	113	153	12.1	2.7	14.3					0.00	9	18			16.0	11.6														
Total:							57	56	113	153																											
Monthly Nmph/Gmph Average:																		16.0	11.6																		

**CY 2015 PAG CRANES
MONTHLY REPORT**

	Total Ops Hrs	Total Vessels	Total Shifts	Total Container Moves	Total Down Time (Hrs)	Types of repairs performed
January	Gantry #3	0	0	0	0	n/a
	Gantry #4	108.7	7	16	3.7	power,spreader, gantry
	Gantry #5	176.8	16	31	3.8	power,twistlock,brakes,spreader
	Gantry #6	134.9	12	29	1.3	power,light panel,twistlock
	Gantry #3	0	0	0	0	n/a
	Gantry #4	85.7	8	13	2.1	power,spreader
February	Gantry #5	101.6	9	17	1.3	hoist,spreader,motor,engine
	Gantry #6	130	14	22	1.7	spreader
	Gantry #3	0	0	0	0	n/a
	Gantry #4	19	2	3	1.1	power
	Gantry #5	286.3	19	43	5.7	power,spreader, gantry wheel,hoist,light
	Gantry #6	216.4	15	29	14.5	spreader, hoist,power tripping,spreader,twistlock
March	Gantry #3	0	0	0	0	n/a
	Gantry #4	0	0	0	0	generator under repair
	Gantry #5	189.8	12	29	4.9	power,twistlock,spreader
	Gantry #6	236.7	15	40	1.6	power,spreader,brakes
	Gantry #3	0	0	0	0	n/a
	Gantry #4	0	0	0	0	Under repair status
April	Gantry #5	119.6	15	31	1.7	Hoist,spreader,power,brake, gantry
	Gantry #6	143.9	11	27	2	Spreader,power,loose parts,trolley
	Gantry #3	0	0	0	0	n/a
	Gantry #4	0	0	0	0	Under repair status
	Gantry #5	0	0	0	0	Still under repair status.
	Gantry #6	0	0	0	0	Spreader,power, gantry,brake
May	Gantry #3	0	0	0	0	n/a
	Gantry #4	0	0	0	0	Still under repair status.
	Gantry #5	178.5	14	35	2.5	Spreader,power, gantry,brake
	Gantry #6	191	14	32	8.1	Gantry,twistlock,power cable
	Gantry #3	0	0	0	0	n/a
	Gantry #4	0	0	0	0	Still under repair status.
June	Gantry #5	178.5	14	35	2.5	Spreader,power, gantry,brake
	Gantry #6	191	14	32	8.1	Gantry,twistlock,power cable
	Gantry #3	0	0	0	0	n/a
	Gantry #4	0	0	0	0	Still under repair status.
	Gantry #5	178.5	14	35	2.5	Spreader,power, gantry,brake
	Gantry #6	191	14	32	8.1	Gantry,twistlock,power cable

PORT AUTHORITY OF GUAM
Jose D. Leon Guerrero Commercial Port
ENGINEERING/CIP DIVISION
Piti, Guam 96925

December 10, 2015

MEMORANDUM

TO: Acting General Manager
FROM: Engineer Manager
SUBJECT: 2015 Summary Status - Ongoing & Proposed CIP Projects

The following is a summary list of the aforementioned subject. *Latest developments are italicized.*

1) PROJECT: **Replacement of Welded Steel Petroleum Distribution Piping & Appurtenances**

RFP NUMBER: PAG-011-004
CONTRACTOR: Rex International, Inc.
PROJECT AMOUNT: \$1,538,819.00
PAYMENT TO DATE: \$813,907.11
CHANGE ORDER: \$5,274.54 (CO1)
TOTAL AMOUNT: \$1,544,093.54
BALANCE TO DATE: \$724,911.89
DESIGNER: N.C. Macario & Associates
FUNDING SOURCE: 1) A/E Design funded by PAG (\$289,928.18)
2) CM funded by PAG (\$245,000.00)
3) Available fund by FHWA (\$2,464,042.22)

A/E Completion Time: February 10, 2012
PAYMENT TO DATE: \$289,928.18 (Design)
BALANCE TO DATE: \$0.00 (Design)
NOTICE TO PROCEED: May 5, 2014 (Construction)
COMPLETION TIME: March 1, 2015 ext. September 30, 2015
Construction Manager: Parson Transportation Group, SSFM, & Port Engineering/CIP Division

CM COST: \$245,000.00 (CM)
CHANGE ORDER: \$96,423.00 (CO1:\$55,968.00, CO2:\$40,455.00)
TOTAL CM COST: \$341,423.00
PAYMENT TO DATE: \$0.00 (CM) (DPW & PTG)
BALANCE TO DATE: \$0.00(CM)
POINT OF CONTACT: Alex Dorado, Design Engr.(NCMA)
Maria Alves, (PTG)
Buster Anderson (PTG)
Crispen Bensen, (DPW)
PAG ENGG/CIP Div.

WORK STATUS: An independent Holiday Test was done by PCS for a 15% of total length on 9/28/2015. Test report will be submitted by SSFM. Mobil's open window on punch list works will be on

10/5-14/2015.Final Inspection contracted by PAG, DPW & FHWA was conducted on October 7, 2015. Plat form was completed on the week of October 12th thru 16th. Punch list on pipelines are ongoing. Still awaiting on the Waterline for the eye wash connection, this item will be a change order. Awaits contract close-out.

Project Completed, Awaits As-Builts and close-out documents.

2) PROJECT:

IFB NUMBER: PAG-015-004
CONTRACTOR: ProPacific Builders
PROJECT AMOUNT: \$57,818.52
DESIGNER: Design-Built
FUNDING SOURCE: Department of Agriculture, Sport Fish Restoration/Boating
Access Grant # F-21-B1

NOTICE TO PROCEED: September 8, 2015
COMPLETION TIME: February 8, 2016 (5 months after NTP issuance)

PAYMENT TO DATE: \$0
BALANCE TO DATE: \$0

Construction Manager: Port Engineering/CIP Division

WORK STATUS: N/A

NOTE:

DoAg is waiting for the amendment letter from USFW on this project. Meeting with USFW & DAWR on 2/6/2014 & was informed that the amendment letter is forthcoming. DoAg give the go signal on 3/17/2015 & work permit is forwarded to BBMR for confirmation of fund. Procurement office to indorsed BOD approval. PAG received the approved Work Permit from BBMR on 4/3/2015 & Procurement office to advertise project for bid. Bid opening was on 6/5/2015, ProPacific Builder as a sole bidder for \$57,818.52. Procurement office to issue Bid Analysis for management approval. Contract is routed for PAG signatories & NTP will be issued to contractor once contract is signed. NTP will be issued on 9/8/2015 & conduct a precon meeting. PPB submitted the 65% drawing plan on 9/22/2015 & PAG return with comments to be incorporated in the 100% drawing plan on 9/23/2015. Final Design completed on November 2, awaiting Engineer Design Seal for Building permit. *Final Design was approved by the PAG Management. Pro Pacific Contractor received approved permit from U.S. Army Corps and awaits Building permit DPW.*

3) PROJECT:

RFP NUMBER: PAG -013-002/P.O. # 10882-OF
DESIGNER: AmOrient Engineering
PROJECT AMOUNT: T.O. # 1 - \$182,000.00, T.O. # 2 -\$2,750.00,
T.O. # 3 - \$29,650.95 & T.O. # 4 - \$85,000.00.

FUNDING SOURCE: Port Authority of Guam

NOTICE TO PROCEED: January 6, 2014

COMPLETION TIME: May 6, 2014 (4 Months after NTP)

PAYMENT TO DATE: \$145,019.70

BALANCE TO DATE: \$36,980.00

POINT OF CONTACT: John Robertson, GM (AmOrient Engg.)
Aquilino Cabrias, Design Engr. (AmOrient Engg.)
PAG ENGG/CIP Div.

WORK STATUS:

AmOrient is preparing the design plans & specifications for projects.

NOTE:

Task Order # 2 (Environmental-LC-1/LC-4/LC-5 (Generator air emission) & Task Order # 3(Environmental-Harbor of Refuge) will be issued out to the consultant. AmOrient submitted the SoW for T.O.# 3 on 8/27/2014. Planning forwarded the SoW to DoAg on 9/10/2014 for comments. T.O.#3 is routed for certification of funds & approval. AmOrient is preparing the design aspects & is due by 7/6/2015. Designer is working on the Harbor of Refuge environmental assessment. Designer to submit design cost for Wheel Stopper Repair, CY Striping, CY Asphalt/Concrete Pavement Repair, Storm Drain Upgrade, CY Waterline Valves Repair, & Southside Perimeter Fence Light Pole Upgrade. Awaiting from AmOrient Engineering the design cost. Harbor of Refuge Repair design plan was signed & will be advertized for bid upon approval by DoAg. PAG still await the DoAg confirmation letter prior to Bid ads. Task Order No. 4 contains Yard Improvement Design 35% submittal November 2, 2015.

A.M. Orient submitted 90% design for Task Order #4 and currently under review by PAG Engineering for comments. Submitted invoice under review for approval.

4) PROJECT:

Marine SLE Project, Wharf Repairs

IFB NUMBER:

PAGCIP-014-005

CONTRACTOR:

BME & Sons Inc.

PROJECT AMOUNT:

\$4,541,635.00

DESIGNER:

Parson Brinkerhoff

PURCHASE ORDER:

No. 11332 OF

CHANGE ORDER:

\$45,000.00 (CO1), \$68,958.00 (CO2)

TOTAL AMOUNT:

\$4,655,593.00

FUNDING SOURCE:

Port Authority of Guam

NOTICE TO PROCEED:

January 5, 2015

COMPLETION TIME:

January 5, 2016 (360 CD)

PAYMENT TO DATE:

\$3,063,682.46

BALANCE TO DATE:

\$1,591,910.60

CM COST:

\$459,724.54

PAYMENT TO DATE:

\$383,103.80 (CM)

BALANCE TO DATE:

\$ 76,620.74 (CM)

Construction Manager:

EMPSCO & Port Engineering/CIP Division

POINT OF CONTACT:

Danny Natividad, Proj. Manager (BME & Sons)

Mhanny Sebastian, Proj. Engr. (BME & Sons)

Jun Capulong, Consultant (EMPSCO)

Ferdie F. Cabuhat, Proj. QC (EMPSCO)

PAG ENGG/CIP Div.

WORK STATUS:

Bid opening was on 6/17/2014 & bid result has BME (\$4,541,635.00), Black Construction Corp.(\$4,677,318.00) & SmithBridge (\$8,978,324.88). Procurement is preparing the bid evaluation for management approval. Procurement is awaiting approval by PAG BoD for the Construction Manager budget. PNTP was issued on 9/29/2014. Contractor awaiting the DPW Building Permit approval. NTP was issued on 1/5/2015 & contractor start mobilization. Spur rail removal complete & asphalt pavement pouring is on 2/23-25/2015. Received divers certificate renewal copies & contractor to schedule the Wharf

F3debris removal work. Debris removal & drop-off anodes along Wharf F3 is complete & start prepping sheet pile for anode installation. On-going works under Wharf F5 concrete beams/columns for spalls & cracks. Wharf F3 anode installation is at 90% complete. Anode full welding installation is at Wharf F4 Sta.10+00. FRP material's ETA will be on 9/1/2015 & FRP techrep will be on island on 9/9/2015 to supervise the FRP installation underneath wharf F5. BME continue full welding anode installation in F4 @ Sta.11+00 & part of Wharf F6. FRP jacket installation & epoxy grout pouring was observed by the FRP techrep on 9/10-14/2015 & work set-up was approved. Anode installation is on-going in F4, Sta.14+04 & in F5, Sta.14+05 to Sta.27+04. Work ongoing on Anode installation at F-5 & F-6 awaiting FRP materials and additional grout. ETA end of November. Work ongoing on Crack & Spalls. C.O. No.3 will be submitted for approval.

BME and Trident Cross continue installation of Anodes under Wharf F-5. Proposed Change Order No. 3 was approved by PAG Management, awaits amendment of contract by procurement.

- 5) **PROJECT:** **F1, F3, & CY Chain Link Perimeter Fence Replacement**
IFB NUMBER: PAGCIP-015-001
CONTRACTOR: Inland Builders Corp.
PROJECT AMOUNT: \$197,850.00
DESIGNER: Design-Built
CHANGE ORDER: CO1: \$24,320.20
TOTAL AMOUNT: \$222,170.20
FUNDING SOURCE: Homeland Security Grant # 2013 PSGD
NOTICE TO PROCEED: April 20, 2015
COMPLETION TIME: October 17, 2015 (6 months after NTP issuance)
PAYMENT TO DATE: \$188,400.03
BALANCE TO DATE: \$33,770.17
Construction Manager: PAG ENGG/CIP Division
POINT OF CONTACT: PAG Engineering Office
WORK STATUS: Project will be indorsed for BoD approval on 12/15/2014. Bid opening is on 2/10/2015. Procurement is preparing the Bid Analysis for GM approval. Contract is under review by Port's legal Office. Contract routed for signatories. Contractor is awaiting DPW permit approval. Concrete pole formwork inspection was on 8/14/2015 in contractor's jobsite. Contractor start mobilization on 8/26/2015 in F1Pier for pole foundation drilling. On-going excavation & schedule concrete pour on the remaining nine post foundation in F1 area. Start post foundation excavation in CY area near gate G4.
Inland Builders completed work as per original contract and Change Order No. 1. Contractor issued a substantial completion for F-1, F-3 and Cont. Yard South side Fence Project. Contractor currently working for the Approved change order No. 2 Car Lot Area.

- 6) **PROJECT:** **Relocation & Installation of Emergency Generators**
IFB NUMBER: PAGCIP-015-002
CONTRACTOR: ProPacific Builders

PROJECT AMOUNT: \$249,400.00
 DESIGNER: Design-Built
 CHANGE ORDER: \$72,713.86
 TOTAL AMOUNT: \$322,113.86
 FUNDING SOURCE: Homeland Security Grant # EMW-2011-PU-00200
 NOTICE TO PROCEED: April 6, 2015
 COMPLETION TIME: August 6, 2015, extended Nov.6, 2015
 PAYMENT TO DATE: \$313,422.86
 BALANCE TO DATE: \$ 8,691.00
 Construction Manager: PAG ENGG/CIP Division
 POINT OF CONTACT: PAG Engineering Office
 WORK STATUS: Bid opening is on 1/27/2015. Bid analysis was approved by PAG Management & contract is reviewed by the Port's legal. Contract routed for PAG signatories & will be forwarded back to Port Legal for signature. NTP was issued on 4/6/2015 & contractor is processing for DPW building permit & submittals. Building Permit was finally issued on 7/6/2015 after Flood Certificate requirement. Work is prioritized on LC-1 & LC-4 due to load factors. LC-1, LC-2, LC-3, & LC-4 generators are ready for start-up & load bank testing. Awaiting Hawthorne Cat technician schedule. Hawthorn Cat is scheduled on 10/5/2015 for Start-up & load bank testing in LC-1 building. Commissioning of Gen Set & ATS November 4, LC-1, LC-2, & LC-4. Trouble shoot LC-1 that failed awaiting Roof Vents ETA end of November. *Pro Pacific Builders completed star-up and commissioning of the new Generator at LC-1, LC-2, Two Ea. at LC-4 and LC-3 pending start up once parts received by PAG Facility Maintenance. Contractor continue working to install roof ventilators for LC-1, LC-2, LC-3 and LC-4.*

7) PROJECT: Hotel Wharf 's Bollard/Cleat Pull Test
 RFQ NUMBER: PAGCIP-015-00_
 CONTRACTOR: N/A
 PROJECT AMOUNT: (\$50,000.00 Conservative estimate)
 DESIGNER: N/A
 CHANGE ORDER: \$0
 TOTAL AMOUNT: \$0
 FUNDING SOURCE: Port Authority of Guam
 NOTICE TO PROCEED: N/A
 COMPLETION TIME: (1 Month after NTP)
 PAYMENT TO DATE: \$0
 BALANCE TO DATE: \$0
 Construction Manager: PAG ENGG/CIP Division
 POINT OF CONTACT: PAG Engineering Office
 WORK STATUS: Engineering routed project for account system approval. Project is not in the priority listing & will be deferred to the next Fiscal Year budget.

8) PROJECT: GDP Marina Ejector Pump Repair
 IFB NUMBER: PAGCIP-015-003
 CONTRACTOR: ProPacific Builders Inc.
 PROJECT AMOUNT: \$78,800.00
 DESIGNER: Design-Build
 CHANGE ORDER: \$0
 TOTAL AMOUNT: \$0

FUNDING SOURCE:	DOI F&WS/DoAg
NOTICE TO PROCEED:	September 8, 2015
COMPLETION TIME:	January 7, 2016 (122 CD after NTP)
PAYMENT TO DATE:	\$0
BALANCE TO DATE:	\$0
Construction Manager:	PAG ENGG/CIP Division
POINT OF CONTACT:	PAG Engineering Office
WORK STATUS:	Procurement office to issue Bid Analysis for management approval. Contract is routed for PAG signatories & NTP will be issued to contractor once contract is signed. NTP will be issued on 9/8/2015 & conduct a precon meeting. PPB submit the 65% drawing plan on 9/22/2015 & PAG return with comments to be incorporated in the 100% drawing plan on 9/23/2015. <i>Final Design was approved by Port Management, Awaits permitting approval from U.S. Army Corps and Building permit from other Govt. Agencies and DPW.</i>

***COMPLETED PROJECTS:**

- 1) **PROJECT:** **High & Low Tower Repair & Upgrade Project**
- | | |
|-----------------------|---|
| IFB NUMBER: | PAG-014-006 |
| CONTRACTOR: | ProPacific Builders |
| DESIGNER: | AmOrient Engineering |
| PROJECT AMOUNT: | \$277,999.00 |
| CHANGE ORDER: | CO1: \$64,491.02 CO2: \$10,500.00 |
| TOTAL AMOUNT: | \$352,990.02 |
| FUNDING SOURCE: | Port Authority of Guam |
| NOTICE TO PROCEED: | April 6, 2015 |
| COMPLETION TIME: | October 2, 2015 (extended to Nov. 6, 2015) |
| PAYMENT TO DATE: | \$307,387.64 |
| BALANCE PAYMENT: | \$45,602.38 |
| Construction Manager: | AmOrient Engineering/Port Engineering/CIP Division |
| POINT OF CONTACT: | Vicente Escanilla, Proj. Manager (ProPacific Builders)
Jerlie M. Gutierrez, Proj. Engr. (PPB)
Aquilino Cabrias, Design Engr. (AmOrient)
PAG ENGG/CIP Div. |
| WORK STATUS: | Bid opening was scheduled on 7/17/2014. Lowest responsive bid is ProPacific Builder (\$277,999.00), 2 nd is BME & Sons (\$284,578.52), 3 rd is Allied Builders (\$285,320.00). Procurement is doing the bid evaluation for management approval. ProPacific Builders is processing for DPW building permit. DPW is requesting for a Flood Certification on this project. PAG is awaiting on the appraisal process for the Lower Tower & High Tower buildings in getting the Flood Certification. PAG received the building appraisal & contractor submit appraisal report for attachment on the DPW building permit. DPW Building Permit was secured on 3/19/2015. NTP was issued on 4/6/2015 & contractor to start mobilization. Repair work in Low Tower bldg. is 50% complete & High Tower bldg. work is 20%. Lower Tower work is 80% complete & High Tower is at 79% complete. Work completion for Lower Tower is 95% & for High Tower is 90%. PPB is doing the CO2 on electrical works in High Tower building & started the railing installation in Lower Tower building. Final inspection on October 16, 2015. Occupancy |

permit was given on October 9, 2015. Operations personnel are currently moving in the building. Awaits Final billing & Close-Out document.

Project Completed. Close-out documents and As-built submitted to PAG Engineering. Final Invoices in route for signatures.

- 2) **PROJECT:** **North Side CY CMU Wall Upgrade Project**
IFB NUMBER: PAGCIP-014-003
CONTRACTOR: Allied Builders & Construction
PROJECT AMOUNT: \$69,900.00
DESIGNER: Deign-Built
PAYMENT TO DATE: \$56,619.00
CHANGE ORDER: \$6,832.28(CO1), \$11,077.50(CO2)
TOTAL AMOUNT: \$87,809.88
BALANCE TO DATE: \$0
FUNDING SOURCE: Homeland Security Grant (No. 2013 PSGD CMU WALL # EMW-2013-PU-00206-SOI)
NOTICE TO PROCEED: August 4, 2014
COMPLETION TIME: January 29, 2015
Construction Manager: Port Engineering/CIP Division
POINT OF CONTACT: Hector Quioc, GM (Allied Builders)
PAG ENGG/CIP Div.
WORK STATUS: Project is 100% complete.
- 3) **PROJECT:** **CFS Building Roof Leaks & Spalls Repair**
CONTRACTOR: ProPacific Builder Corp.
IFB NUMBER: CIP014-004
PROJECT AMOUNT: \$189,000.00
DESIGNER: AmOrient Engineering
CHANGE ORDER: \$17,916.25(CO1), \$60,000.00 (CO2)
TOTAL AMOUNT: \$266,916.25
FUNDING SOURCE: Port Authority of Guam
NOTICE TO PROCEED: August 18, 2014
COMPLETION TIME: February 13, 2015 extended April 13, 2015
PAYMENT TO DATE: \$266,916.25
BALANCE TO DATE: \$0.00
Construction Manager: AmOrient Engineering/Port Engineering/CIP Division
POINT OF CONTACT: Vicente Escabillas, Proj. Manager. (ProPacific Builders)
Aquilino Cabrias, Design Engr. (AmOrient)
PAG ENGG/CIP Div.
WORK STATUS: 100% Complete
- 4) **PROJECT:** **Agat Marina Docks "C", "D" & Floating Dock Improvement**
IFB NUMBER: PAGCIP-014-002
CONTRACTOR: AIC International, Inc.
PROJECT AMOUNT: \$1,593,208.00
DESIGNER: Bluewater Marine & Dock Specialties
PAYMENT TO DATE: \$636,526.53
CHANGE ORDER: \$0
FUNDING SOURCE: U.S. Department of Interior & Port Authority of Guam
NOTICE TO PROCEED: August 18, 2014
COMPLETION TIME: May 14, 2015
BALANCE TO DATE: \$0.00
Construction Manager: Port Engineering/CIP Division
POINT OF CONTACT: Ben Payumo, Proj. Manager (AIC Int.)

PAG Strategic/Planning
PAG Commercial/PPD Section
PAG ENGG/CIP Div.
100% Complete

WORK STATUS:

5) **PROJECT:** *LC -4 Metering Cabinet Replacement*
IFB NUMBER: PAG-014-007
CONTRACTOR: M. D. Crisostomo Inc.
PROJECT AMOUNT: \$71,882.28
DESIGNER: Design-Built
CHANGE ORDER: \$0
TOTAL AMOUNT: \$0
FUNDING SOURCE: Port Authority of Guam
NOTICE TO PROCEED: January 26, 2015
COMPLETION TIME: June 27, 2015 extended July 20, 2015
PAYMENT TO DATE: \$71, 882.28
BALANCE TO DATE: \$0
Construction Manager: PAG ENGG/CIP Division
POINT OF CONTACT: PAG Engineering Office
WORK STATUS: 100% Complete

6) **PROJECT:** *Exploration of Missing Anchor Bolts for Mooring Cleat @ F6 Sta.23+60*

RFQ NUMBER: P.O. # 11845-OF
CONTRACTOR: Allied Builders Inc.
PROJECT AMOUNT: \$13,800.00
DESIGNER: Design-Built
CHANGE ORDER: \$0
TOTAL AMOUNT: \$13,800.00
FUNDING SOURCE: Port Authority of Guam
NOTICE TO PROCEED: June 4, 2015
COMPLETION TIME: August 4, 2015
PAYMENT TO DATE: \$0
BALANCE TO DATE: \$13,800.00
Construction Manager: PAG ENGG/CIP Division
POINT OF CONTACT: PAG Engineering Office
WORK STATUS: Routed for PAG approval signatories. Procurement Office is soliciting bid quotes from PAG contractors. Allied Builders acknowledged P.O.& signed 6/4/2015 to start project. Contractor start exploration work & is on-going.
Contractor to lay-out six anchor bolts, provide base plate & install reuse cleat.



PORT OF GUAM
ATURIDAT I PUETTON GUAHAN
Jose D. Leon Guerrero Commercial Port
1026 Cabras Highway, Suite 201, Piti, Guam 96925
Telephone: 671-477-5931/35 Facsimile: 671-477-2689/4445
Website: www.portguam.com



Eddie Baza Calvo
Governor of Guam
Ray Tenorio
Lieutenant Governor

December 10, 2015

MEMORANDUM

TO: Board of Directors
FROM: General Manager
SUBJECT: Budget Transfer Request – Port Police division

The Port Police division provides security measures, perimeter checks, security clearances throughout the port compound ensuring a safe environment for port personnel and those conducting business with the Port. Unforeseen events requiring the presence of law enforcement resources that is not within their normal daily operations, causes the existing manpower having to cover these areas.

As a result, Board approval is therefore being requested to transfer the sum of \$40,000.00 from Salaries of Vacant Positions account of Port Police division to Police Overtime account to cover overtime expenditures. This funding request is to support the Port Police division security resources through mid-year of fiscal year 2016.

I am available should you have any questions.


FELIX R. PANGELINAN



PORT OF GUAM
ATURIDAT I PUETTON GUAHAN
Jose D. Leon Guerrero Commercial Port
1026 Cabras Highway, Suite 201, Piti, Guam 96925
Telephone: 671-477-5931/35 Facsimile: 671-477-2689/4445
Website: www.portguam.com



Eddie Baza Calvo
Governor of Guam
Ray Tenorio
Lieutenant Governor

December 10, 2015

MEMORANDUM

TO: Board of Directors
FROM: General Manager
SUBJECT: Cargo Checker Position

As approved by the Board, fiscal year 2016 budget staffing pattern includes an unfunded Cargo Checker position. Management is requesting Board approval to transfer funds from Equipment Operator II position to the unfunded Cargo Checker position in the amount of \$39,000.

It should be noted that the Equipment Operator II position has since been vacated early part this year.

I am available for any questions you may have.


FELIX R. BANGELINAN
Acting



PORT OF GUAM
ATURIDAT I PUETTON GUAHAN
Jose D. Leon Guerrero Commercial Port
1026 Cabras Highway, Suite 201, Piti, Guam 96925
Telephone: 671-477-5931/35 Facsimile: 671-477-2689/4445
Website: www.portguam.com



Eddie Baza Calvo
Governor of Guam
Ray Tenorio
Lieutenant Governor

December 10, 2015

MEMORANDUM

TO: Board of Directors

FROM: General Manager

SUBJECT: **Travel Authorization Request**
: Emergency Management Institute

Throughout the calendar year Emergency Management Institute offers various training that is federally funded which are recognized by the office of Homeland Security and Federal Emergency Management Agency. Request is being made to authorize travel for port participants as presented or as otherwise directed by the General Manager.

January 25-28, 2016

Emergency Management Institute, Exercise Evaluation/Improvement Planning Course, Emmitsburg, Maryland

1. Jose G. Javellana, Planner IV
2. Frederick Rocio, Planner IV
3. Frank J. Sablan, Harbor Master
4. Joseph F. Leon Guerrero, Mobile Equipment Dispatcher
5. Doris C. Agüero, Port Police Chief

July 2016 thru August 2016

Emergency Management Institute – Various Training Courses, Emmitsburg, Maryland

1. Raymond B. Santos, Transportation Superintendent

I am available should you have any questions.


FELIX R. PANGELINAN
Acting