



PORT OF GUAM

ATURIDAT I PUETTON GUAHAN

Jose D. Leon Guerrero Commercial Port

1026 Cabras Highway, Suite 201, Piti, Guam 96925

Telephone: 671-477-5931/35 Facsimile: 671-477-2689/4445

Website: www.portguam.com



Eddie Baza Calvo
Governor of Guam

Ray Tenorio
Lieutenant Governor

REGULAR MEETING OF THE BOARD OF DIRECTORS

Jose D. Leon Guerrero Port Authority of Guam

Friday, October 9, 2015

11:45am

AGENDA

- I. CALL TO ORDER
- II. APPROVAL OF MINUTES
 - a. September 8, 2015 – Regular Board Meeting
- III. PUBLIC COMMENTS
 - a. Public Comments
 - b. Employee Comments
 - c. PAGGMA Association
- IV. GENERAL MANAGER'S REPORT
- V. OLD BUSINESS
 1. Guam YTK Corporation
- VI. NEW BUSINESS
 1. Budget Transfer Request - Port Week 2015
 2. CCTV Connectivity System – New Guard House
 3. Board Resolution No. 2015-09 – Richard P. Quiambao
 4. Board Resolution No. 2015-10 – Kenneth N. Camacho
 5. Board Resolution No. 2015-11 – Terrence R. Aflague
 6. Board Resolution No. 2015-12 – Jlawrence M. Cruz
 7. Board Resolution No. 2015-13 – Katherine J.S. Cruz
 8. Board Resolution No. 2015-14 – Daniel B. Carayoan
 9. Board Resolution No. 2015-15 – Anthony J. Aguon
 10. Travel Authorization Request:
 - a. Invest Guam – China Trade Mission, October 13-17, 2015, Shanghai-Pudong, China
- VII. ADJOURNMENT



PORT OF GUAM
ATURIDAT I PUETTON GUAHAN
Jose D. Leon Guerrero Commercial Port
1026 Cabras Highway, Suite 201, Piti, Guam 96925
Telephone: 671-477-5931/35 Facsimile: 671-477-2689/4445
Website: www.portguam.com



Eddie Baza Calvo
Governor of Guam
Ray Tenorio
Lieutenant Governor

**MINUTES OF THE
REGULAR MEETING OF THE BOARD OF DIRECTORS
Tuesday, September 8, 2015**

I. CALL TO ORDER

There being a quorum, the regular meeting of the Board of Directors was called to order at 11:55 a.m., Thursday, September 8, 2015. Present at the meeting were:

Francisco G. Santos, Chairman
Oscar A. Calvo, Vice Chairman
Timothy T. Kernaghan, Board Secretary
Joanne M.S. Brown, General Manager
Felix R. Pangelinan, Deputy General Manager (Operations)
Alfred F. Duenas, Deputy General Manager (Admin & Finance)
Atty. Darleen Hiton, Co-Counsel

Also present were Senator Tom Ada's office-Blaine Dydasco; and Port Management staff.

II. APPROVAL OF MINUTES

a. September 8, 2015 – Regular Board Meeting: The Vice Chairman made motion to approve the minutes of September 8, 2015 regular meeting, subject to corrections, seconded by Director Kernaghan. Motion was unanimously passed.

III. PUBLIC COMMENTS

a. Public Comments: None.

b. Employee Comments: None.

c. PAGGMA Association: Mr. Raymond Santos, PAGGMA Association President announced that the next function will be the PAGGMA Members Christmas Party scheduled for Saturday, December 5, 2015 which will be held at the Hotel Nikko Guam.

In relation to events, the Chairman recalled the upcoming Port Week activities in October and advised management to place such item on the Board agenda for next month's meeting.

IV. GENERAL MANAGER'S REPORT

The General Manager's report was provided for Board's information. The following key item(s) are noted as follows:

1. Procurement of Port Equipment: The General Manager expressed concern regarding the procurement process of various Port equipment, reporting that the Port was notified August 26, 2015 that one (1) of two (2) bidder's had filed a protest resulting in the Stay of Procurement on the Port's acquisition of two (2) Top Lifters. A response was submitted by the Port Authority to the General Services Agency (GSA) denying the bidder's protest on September 1, 2015. The procurement of the Top Lifters is currently on hold pending the outcome of the protest. She also informed the Board of the unreasonable processing timeline between GSA and the Attorney General's Office.

2. PUC Hearing for Port Contract: The Public Utilities Commission (PUC) held its meeting on August 27, 2015 and addressed Port matters on PAG Docket 15-05, Petition for Approval of Owners/Agent Engineer Services Agreement with Parsons Brinckerhoff. In this meeting, PUC Commissioners voted to approve the Port's petition for the approval of the Owners/Agent Engineer Services Agreement with Parsons Brinckerhoff at a cost of \$1,380,000.00.

3. GFD Rescue Office as Gregorio D. Perez Marina: The Port received a letter dated May 15, 2015 from Chief Joey San Nicolas, Guam Fire Department (GFD) requesting to expand their footprint at the Gregorio D. Perez "Hagatna" Marina to re-establish Rescue Unit 2. The rescue unit will respond to water related emergencies. The proposed site being requested will impact the existing location of the Port's flagpole and Gregorio D. Perez monument. Commercial division will further coordinate with GFD on this matter. Director Kernaghan inquired if GFD will fund the relocation. The General Manager replied that management is looking to arrange an offset in rent since GFD will provide an office space within its facility to accommodate Port marina personnel operations.

4. Paseo De Susana Fishing Platform Project: A ground breaking ceremony was held by the Guam Department of Agriculture on September 2, 2015 to announce the commencement of construction for the Paseo De Susana Fishing Platform Project. Purpose of the platform is for recreational and subsistence fishing. The construction cost for the project is \$549,370.00 that is funded by the Western Pacific Regional Fisheries Management Council, U.S. Fish and Wildlife Sport Fish Restoration Program, Guam Department of Agriculture and the Guam Organization of Saltwater Anglers. The project is designed to be in compliance with the Americans with Disabilities Act.

V. OLD BUSINESS

No old business discussed.

VI. NEW BUSINESS

1. **Fiscal Year 2016 Budget:** Mr. Alfred F. Duenas, Deputy General Manager of Admin/Finance (DGMA) mentioned that management has held budget working sessions with each Board member and as a result, request for Board approval of the Port's Fiscal Year 2016 Budget as presented. The Vice Chairman made motion to approve the Fiscal Year 2016 Budget as presented, seconded by Director Kernaghan. Motion was unanimously approved.

2. **Budget Transfer Request:**

a. **High & Low Tower Repair & Upgrade Project:** The DGMA said there are seven (7) additional outlets needed for the terminal operating system and therefore request Board approval in the amount of \$5,000.00 in order to complete the project. The funding source identified is through the IT Operational Supplies account. Director Kernaghan made motion to approve the budget transfer of \$5,000.00 from the IT Operational Supplies account to the CIP High & Low Tower Renovation account, seconded by the Vice Chairman. Motion was unanimously approved.

b. **Generator Relocation and Installation Project:** The DGMA mentioned that a progress assessment of the ongoing project was conducted and as a result there is a need to purchase additional materials to complete the installation of the generators. Based on this, he requested for Board approval in the amount of \$72,713.86. The funding source identified is through the CIP/Other Small Projects account. The General Manager understands that the change orders include acquisition of exhaust ventilator systems to properly house and protect the new generator equipment as well as generator start-up, commissioning and testing that were not made part of the original scope of work. Director Kernaghan commented that the Board and management are aware of his position on project change orders; however, in having discussed this matter thoroughly with management, he felt that this issue could not have been anticipated with respect to the original bid.

Without further discussion, Director Kernaghan made motion to approve the budget request in the amount of \$72,713.86 from the CIP/Other Small Projects account for the generator relocation and installation project. The motion was seconded by the Vice Chairman and was unanimously approved.

c. **Container Yard Repair & Improvements:** For informational purposes, the DGMA mentioned that the Port is near completion in the design work for the container yard repair and improvements project. Design of the project includes trench drains, pavement stripping, stall numbering, sectional pavement repairs to asphalt and concrete pavements, yard lighting and utilities upgrades.

d. **Legal Services:** The DGMA requested for Board approval to transfer funds in the amount of \$100K to cover the projected end of the year legal billing. He mentioned that there are numerous legal proceedings involving personnel matters to include other legal services required. The source of funding identified is through the Power Expense account. The Vice Chairman made motion to approve the budget transfer in the amount of \$100K from the

Power Expense account to the Legal Services account, seconded by Director Kernaghan. Motion was unanimously approved.

3. Resolution No. 2015-08 Classification Specification Standards: Director Kernaghan made motion to approve Board Resolution No. 2015-08 relative to approving the Classification Specification Standards, seconded by the Vice Chairman. Motion was unanimously approved.

4. MagPRO – Governor’s Employee Recognition Program: In support of the Governors’ Employee Recognition Program (MagPRO), the General Manager requested for the Board’s approval to participate as a MagPRO silver sponsor, requiring the amount of \$2,500.00. Funding source identified is through the Port Incentive account. Director Kernaghan requested that any Port employees nominated for awards that the Board be kept abreast. Director Kernaghan made motion to approve the budget request in the amount of \$2,500.00 from the Port Incentive account for the Port to serve as a silver sponsor in the 2015 MagPRO Awards, seconded by the Vice Chairman. Motion was unanimously approved.

VII. ADJOURNMENT

There being no further business to discuss, Director Kernaghan made motion to adjourn, seconded by the Vice Chairman. The motion was unanimously passed. The meeting adjourned at 12:55 p.m.



TIMOTHY T. KERNAGHAN
Board Secretary

APPROVED BY:



FRANCISCO G. SANTOS
Chairman of the Board





Port Authority of Guam Goodwill and Morale Association
1026 Cabras Hwy., Suite 201, Piti, Guam 96915 Tel: 477-5931-4 Ext. 204/240

October 9, 2015

UPCOMING PAGGMA EVENTS:

PORT WEEK SPORTS EVENT:

Golf Friendship Tournament

October 12, 2015

Onward Golf Resort, Talofofo

Show Time: 0630

Go Time: 0830

Fun Day Bowling

October 13, 2015

Central Lanes

Show Time: 12 noon

Go Time: 1300

Softball Game

Date, Time and Location to be determined at a later date.

PAGGMA MEMBERS CHRISTMAS PARTY

December 05, 2015

Hotel Nikko Guam Resort

1800 to 2300 hours

General Manager Report
To
PAG Board of Directors
October 9, 2015

General Port Operations

Port Receives Federal Port Security Grant for 2015

On Monday, September 21, 2015, the Port Authority of Guam publically announced that it was awarded \$495,897.00 in Federal Port Security Grants from FEMA to maintain the Port's Command and Control Integration System and repair existing damaged security light poles and fixtures in the Port Yard.

The funds will be allocated to the following:

1. Maintenance and Sustainment Contract for the Port Command Center Port-wide CCTV and Access Control Systems

Federal Share:	\$317,827.00
PAG Share:	\$105,943.00
Total Project Cost:	\$423,770.00

2. Upgrade and Refurbishment of Existing Damaged Security Light Poles and Fixtures at Strategic Port Locations

Federal Share:	\$178,070.00
PAG Share:	\$ 59,356.00
Total Project Cost:	\$237,426.00

As in previous years, the Port will request a waiver from FEMA for the Port's contribution share.

The Port Authority of Guam as the 16th U.S. Strategic Port in the nation has been a recipient of \$11,197,970.49 from the Port Security Grant Program since its inception in 2007.

Request for Port to Participate in the GPA Interruptible Load Program

On Friday, September 11, 2015, the GM received a request from GPA General Manager John Benavente, who was seeking the assistance from the Port of Guam and other large load government agencies, to participate in the GPA Interruptible Load Program to off-set island demands on the power system as a result of the decreased power generation capacity due to the major fire damages sustained on Monday, August 31, 2015 by GPA's Cabras 3 and 4 Power Plants, considered GPA's most efficient generators. According to GM Benavente the Port power usage was at 763 KW for the Port's two (2) meters the month of August 2015. He also provided the usage level for the following government departments and agencies:

GIAA	3,309KW
Superior Court	676KW
GDOE (14 Meters)	3,796 KW
Total: (18 Meters)	8,544 KW (figure includes Port's consumption level)

GM Benavente was requesting the large government department and agencies to run their standby generators to minimize the load demand on GPA and in turn provide power to 2,000 residential customers. He relayed that the department and agencies will only be asked to get off the GPA grid during the most critical power situations.

The GM responded on the same day informing GM Benavente that the Port was currently in the process of installing generators in its four (4) Load Centers with an anticipated completion date of Saturday, October 31, 2015. The GM relayed that as soon as the installation project is completed, the Port will be able to participate in the Interruptible Load Program.

GM Benavente responded the following day on Saturday, September 13, 2015 thanking the Port for its quick response and stated that GPA would keep the Port power circuit as a priority until the Port's generators were operable.

In spite of the current challenges experienced with the power load shedding around the island, GPA has maintained its commitment to keep the power supply to the Port.

Installation Status of Port's Generators

On Thursday, October 1, 2015, a meeting was held between the Port Engineering Division and the Port's contractor ProPacific Builders Corporation to review the status of the generator installation project for the Port's Load Centers.

As a result of this meeting, Port Engineering Manager Simeon Delos Santos reported that the current status of completion for the installation of the generators for LC-1, LC-2, LC-3 and LC-4 is 94.19% completed as for the overall original contract.

Under the original contract the following status has been provided for each Load Center:

LC-1 = 100% Completion

LC-2 = 100% Completion

LC-3 = 74.86% Completion

LC-4 = 94.16% Completion

In September 2015, the Port Board and management approved a change order for the replacement of ventilation units at the Load Centers. Completion status with the implementation of the change order is now at 80.07%.

Engineer Manager Delos Santos also reported that the contractor has the following work scheduled for the week of Monday, October 5, 2015 to Friday, October 9, 2015:



LC-1 Generator

1. LC-1 work to include data termination, start-up, commission and load-bank testing of generator.
2. LC-2 work to include data termination, start-up, commissioning, and load-bank test of generator.
3. LC-3 work to include the setting of the generator and connecting the fuel lines to the generator.
4. LC-4 work to include data termination, start-up and load-bank testing for two (2) generators, replacement of the Automatic Transfer Switch (ATS) to new ATS and the transfer of the existing generator in LC-4 to LC-3.

Procurement Status of Yard Equipment

On Thursday, September 17, 2015 GSA published the Invitation to Bid for Port equipment in the Pacific Daily News that identified the following:

Bid No.: GSA/PAG -018-15 for 5 Tons, 10 Tons, and 20 Tons Fork Truck

Bid No.: GSA/PAG-019-15 for a Diesel Powered Parking Lot/Street Sweeper

Bid No.: GSA/PAG-020-15 for an Articulating, Telescopic Boom Lift 40' reach
and 2WD/120' reach; 4WD

Bid No.: GSA/PAG-021-15 for Terminal yard Tractors

Bid No.: GSA/PAG-022-15 for a Portable Dual Operations Welding Machine
(Welder/Generator)

The original Opening Date for the bids was scheduled for Thursday, October 1, 2015. However in the case of the Fork Lifts, Sweeper and Welding equipment, the opening date was extended to Friday, October 9, 2015.

As for the procurement of a Telescopic Boom, this procurement matter has a current stay on procurement due to a protest.

For the eight (8) Yard Tractors, there was one bidder for this procurement; however, this matter requires further negotiations as the price per tractor from the bidder exceeds the budgeted amount authorized.

PUC Hearings for Port Authority Tariff Petition

The PUC provided a public announcement on Saturday, October 3, 2015 in the Pacific Daily News that two public hearings will be held on Thursday, October 15, 2015. The first hearing will be conducted at the Asan Community Center at 5:00 p.m. with the second hearing being held later that same evening at 7:00 p.m. at the Dededo Senior Citizens Center. In addition, the PUC will be conducting a public hearing on Friday, October 16, 2015 at 6:00 p.m. at its offices located at the GCIC Building in Hagatna.

The PUC notified the public that the Port's proposed rate increases and adjustments could be viewed at the Port's websites at <http://www.portguam.com>.

Port management and staff will be in attendance at all three hearings and will provide an update to the Board on the outcome of the public hearings.

Replacement of Cleat at F-6

On Monday, September 21, 2015 the foundation to secure the cleat at F-6 was poured. The cleat was removed over 30 years ago and has limited the ability to use an additional 50 feet of wharf space to secure vessels with the capacity of pulling a load of 35 kips (35,000 pounds).

Port Engineering worked with Port's contractor Allied Builders to assess the status of the tie rods and anchor bolts to secure the new foundation for the F-6 Cleat. Engineer Manager Simeon Delos Santos anticipates the completion and use of the cleat by Monday, October 19, 2015.

The project cost for the F-6 Cleat replacement was \$20,000.00



Before and after photos of F-6 cleat replacement project.

Meeting with Office of Economic Adjustment

On Tuesday, September 22, 2015, a meeting was held between Office of Economic Adjustment (OEA) Western Regional Director Gary Kuwabara and the Acting GM Felix Pangelinan. Also present during the meeting were Deputy GM for Administration and Finance Alfred Duenas, Chief Planner Dot Harris and Planner IV Donna Lizama Acosta. Accompanying Mr. Kuwabara was Guam Buildup Office Executive Assistant Carol Perez.

According to Acting GM Pangelinan, Mr. Kuwabara relayed that he was visiting the Port to get an update status on Port projects. Acting GM Pangelinan responded that the Planning Division will provide the status documents on current Port projects for his reference prior to his departure. The Acting GM discussed with Mr. Kuwabara the status of the Terminal Operating System (TOS) implementation and training that is slated to be operational by March of 2016. He also provided an update on the Service Life Extension (SLE) projects and ongoing repairs to F-5 Wharf. In addition, discussions focused on the Port's Tariff petition currently before the Public Utilities Commission, the possible funding options for Hotel Wharf to include the Port's grant

application request for the TIGER to the Department of Transportation and the construction of a new Port Administration Complex.

On Friday, September 25, 2015 Acting GM Pangelinan provided a field tour to Mr. Kuwabara of the Port Yard and newly expanded Yard so that he could see all the new upgrades and ongoing construction. He relayed that Mr. Kuwabara was amazed to see all the ongoing projects and progress at the Port.

PUGG Meeting for the Month of September 2015

The monthly PUGG Meeting was held on Thursday, September 17, 2015. Present on behalf of the Port were Acting GM Felix Pangelinan, Operations Manager John Santos, Harbor Master Frank Sablan, Engineer Manager Simeon Delos Santos, Terminal Superintendent Joe Ulloa, Maintenance Manager Ernie Candoleta, Transportation Superintendent Raymond Santos and Safety Administrator Vince Acfalle.

Present on behalf of the PUGG were MSA Representative Byron Valera, Matson Representatives Bernie Valencia and Alex Peterson, and Ambyth Representative Velma Santos.

As the GM was on leave during this time, Operations Manager John Santos reported the following discussions that took place during the PUGG meeting.

Transportation Superintendent Ray Santos provided an update on the status of the Port Modernization Projects that included the schedule for the waterfront paving, chassis stalls and concrete bumper replacement areas and scheduled water outages to complete water line connections.

Operations Manager Santos informed the group that he had met with Customs Director Pedro Leon Guerrero and requested a meeting to discuss the Matson Pilot Program. However, he relayed that Mr. Leon Guerrero has yet to schedule a date and no further response from Customs has been received on this matter.

Operations Manager Santos also discussed the issues related to the damages of the Port wharf, water front facer and bollards as a result of vessel ramps during loading/unloading operations. He relayed that the Port's Safety Division and Harbor Master would be monitoring the ramps more closely during active operations.

Engineer Manager Simeon Delos Santos provided a status update on the Port's CIP Projects to include the Service Life Extension Projects, new fencing at F-1 Pier and the Port Yard in addition to the status completion for High and Low Tower.

Maintenance Manager Ernie Candoleta provided a status report on the number of tractors, top-lifters and gantries that were in operation. On average, during this period, the Port has maintained between twelve (12) and fifteen (15) tractors, three (3) top-lifters and three (3) gantry cranes.

Deputy GM for Operations Felix Pangelinan informed the PUGG the schedule for the bid opening date for the Yard equipment that was originally scheduled for Thursday, October 1, 2015. He also discussed the initial Task Order for PB that was recently re-procured as the Port's Owner/Agent with an additional \$1.3 million in grant funding from the Office of Economic Adjustment (OEA). In addition, Deputy GM Pangelinan introduced Mr. Frank Sablan as the new Port Harbor Master.

Matson GM Bernie Valencia inquired if Matson could install Optical Character Recognition (OCR) Portals at the Port gate in the future with the implementation of the new Terminal Operating System (TOS) to reduce the number of private checkers at the gate? Operations Manager Santos responded that the Port would look into this matter and get back to the PUGG. GM Valencia also inquired as to the status of Gantry 3 and was informed by Maintenance Manager Candoleta that the parts for Gantry 3 have arrived on-island and are scheduled to be installed. The anticipated date of operation for Gantry 3 is the end of October 2015.

GM Valencia informed the PUGG that she will also follow-up with Customs on the status of their Pilot Program and update the membership. This matter has been an issue of concern to the PUGG members as no report has been provided on the status of the pilot program or if any of the other carriers will be able to participate in such a program moving forward.

The new Breakbulk Gate/Guard House has recently been completed. The Port Operations and Engineering Divisions along with EA staff conducted a preliminary walkthrough of the new facility to include the expanded Breakbulk Yard space on Friday, October 2, 2015.



Installation of High Mast Lighting in Port Yard



High Mast Lighting in Port Yard.

As a result of funding provided by the Port Commercial Improvement Program, three (3) High Mast Lighting units have recently been installed in the existing Port Yard. In addition, two (2) High Mast Lighting units were also previously installed in the new Port Yard bringing the total number of High Mast lights in the Port Yard to five (5).

According to Engineer Manager Simeon Delos Santos, each light pole is 100 feet in height with all five (5) units supporting 120 light fixtures at 1000 watts each. The approximate area of coverage for each unit is a radius of 300 feet that translates into approximately 282,600 square feet of coverage.

Status of Port Administration Building

The reconstruction of the Port's Human Resources (HR) Office and the Customs Office has been completed. The Port is awaiting notification from the AM Insurance contractor that it has received the occupancy permit from DPW. According to Commercial Manager Glenn Nelson, a walkthrough of the two new offices was conducted on Monday, October 5, 2015. He stated that there were still minor checklist issues that needed to be addressed and he would work on these issues with the contractor.

As for the office furniture and cubicles for HR and the Information Technology (IT) Division, the insurance company initiated the order on Tuesday, September 29, 2015 with Office Creativities with expected delivery within the next four (4) to six (6) weeks.

Mr. Nelson has also reported that the AM Insurance has also initiated the replacement of the Port's computer systems in the Administration Building with Dimension Systems as of Tuesday, October 6, 2015.

The following items are being ordered:

48 desktops computers

- 20 laptops computers
- 8 virtual desktop computers
- 6 printers

In addition, the following IT systems were ordered as of Tuesday, October 6, 2015:

- Access Control - G4S
- Financial System - IBM

As for the Graphical Tracking System (GTS) the Port is negotiating a cash settlement with the insurance company due to the upcoming replacement of this old technology with the TOS.

With regards to the central air conditioning unit, the Port and the insurance company are awaiting a full assessment report and corresponding cost estimate to get the system fully operational. Once this information is provided, a determination will be made if it is cost effective to repair the central unit.

The Port is also awaiting the cost estimates to install floor tiles in the stairwell of the Administration Building from the first floor to the third floor where the Harbor Master's Office is located. Previous efforts over the past several months to repeatedly repaint the stairwell have not proved successful as the stairwell is easily stained and has a rough surface that is difficult to maintain.



Repainted Port Administration Building.

The insurance company procured Advanced Painting Services to repaint the Port Administration Building that is currently at the 60% completion stage. In addition, the North and South main entrances stairway into the building will also be resurfaced and painted. All efforts are focused to complete this work prior to the opening ceremonies for the 40th Port Week festivities that are scheduled for Monday, October 19, 2015.

The Port maintenance staff is also working very hard to clean up the front of the Administration Building to include the repainting of curbs, parking stalls, repainting the flag poles, memorial podium and trimming tree vegetation.



New Xerox copier machines delivered to the Port.

Also, on Monday October 5, 2015, Xerox Corporation delivered the replacement copier machines for the Administration Building. All the copier machines previously leased from Xerox were smoked damaged as a result of the fire and required full replacements.



Port employees are currently painting a mural on the Port water tank located in the new Yard. Carpenter II Lewis Diaz has designed the mural artwork and is the designated leader for this project. Painter II Leo Tirador and Painter I Chris Taitano are assisting Mr. Diaz with this project.

Arrival of Cruise Ship Statendam

The Port anticipates the arrival of the Passenger Cruise Vessel Statendam on Tuesday, October 13, 2015. There are a total of 1,108 passengers and 567 crew members that will be onboard the vessel.

The vessel will be visiting Mauro, Chuuk and Saipan prior to its visit to Guam and then travel on the Philippines, Malaysia and ending its voyage in Singapore.

Port Police, Harbor Master, Operations and Safety are coordinating the vessels arrival with the Guam Visitor's Bureau (GVB).

Port's MagPro Nominations for 2015

The following employees were nominated from their respective Divisions for the 2015 MagPro Nominations on behalf of the Port of Guam:

Employee	Award Category
1. Accounting Technician Estefanie Cordero Finance Division	Customer Service: Front Office & Support
2. Administrative Assistant Jesusa Cruz Transportation Division	Customer Service: Out & About

Employee of the Year

3. Personnel Specialist II Shawn Cepeda Human Resources Division	Accounting and Related (Personnel Administration)
4. Clerk III Ninia Lumanog Clerical Division	Clerical and Related (General Clerical)
5. Maintenance Custodian Jacqueline Perez Facility Maintenance Division	Custodial, Labor, Maintenance (Custodial)
6. Accounting Tech. II Estafnie Cordero Finance Division	Administration, Accounting & Related (Accounting and Fiscal)
7. Safety Inspector II Joshua Candoleta Safety Division	Business, Regulatory, Public Safety (Safety Inspection and Administration)

- | | |
|---|---|
| 8. Cargo Checker Anthony Manibusan
Terminal Division | Custodial, Labor, Maintenance
(Labor, Grounds and Maintenance) |
| 9. Trades Helper Mark Rivera
Crane Mechanic Division | Trades, Plant Operations
(Mechanical and Metal) |
| 10. Administrative Assistant Maria Llanes
Maintenance Division | Administration, Accounting, Professional
(General Administration Management) |
| 11. Port Police II David Esplana
Port Police Division | Business, Registration, Safety
(Compliance Inspection, Enforcement) |
| 12. Port Police II Angela Cabrera
Port Police Division | Business Registration, Public Safety
(Security and Correction) |
| 13. Port Police II James Sandlin
Port Police Division | Business Registration, Public Safety
(Public Safety) |
| 14. Systems Programmer Arden Bonto
Information Technology Division | Administration, Accounting
(Computer Programming and Analysis) |
| 15. Carpenter II Luis Diaz
Facility Maintenance Division | Trades, Plant Operations
(Building Trades) |
| 16. Mobile Equipment Dispatcher
Joseph Leon Guerrero
Maintenance Division | Custodial, Labor Maintenance
(Equipment Operation and Related) |
| 17. Computer Operator III Doris Blas
Information Technology Division | Clerical and Related
(Key punch and Computer Operations) |

Supervisor of the Year

- | | |
|---|---|
| 18. Rigger Steve Torres
Terminal Division | Custodial, Labor, Maintenance
(Labor, Grounds and Maintenance) |
| 19. Transportation Supervisor Frankie Cruz
Transportation Division | Custodial, Labor, Maintenance
(Equipment Operator and Related) |
| 20. Administrative Officer Jennie Untalan
Operations Division | Administration, Accounting, Professional
(General Administration and Management) |

Unit of the Year

21. Fire Suppression – Hazmat Team Various Divisions

Integrity Award

22. Administrative Assistant Carol Jenkins
Information Technology Division

Inspirational and Encouragement Award

23. Maintenance Custodian Melvin Tajalle
Facility Maintenance Division

Community and Volunteerism Award

24. Administrative Assistant Jessica Drilon
Terminal Operations Division

Behind the Scenes Award

25. Planner Work Coordinator Wayne San Nicolas
Terminal Operations Division

Life Saving Medal

26. Port Police II Michael Lasiste
Port Police Division

Female Athlete

27. Accounting Technician II Estafanie Cordero
Finance Division

Male Athlete

28. Stevedore Supervisor II Patrick Alvarez
Stevedore Division

Employee Association of the Year

29. Port Authority of Guam Goodwill and Morale Association (PAGGMA)

Manager of the Year


30. Operations Manager John Santos

Project and Program of the Year

31. Planning Division

Department of the Year

32. Jose D. Leon Guerrero Port Authority of Guam



40 Years of Service to Guam and the Region

40th Anniversary and Port Week Celebrations

The 40th Anniversary of the Jose D. Leon Guerrero Port Authority of Guam as an autonomous agency of the Government of Guam will be celebrated during the week of Monday, October 19, 2015 to Friday, October 23, 2015. The Flag Raising Ceremony will be held on Monday, October 19, 2015 at 11:00 a.m. at Port Administration Building and the Employee Awards Celebration will be held on Friday, October 23, 2015 at 11:00 a.m. at Port Beach.

The following employee events have been scheduled:

1. 3-Man Bowling Tournament - Friday, September 25, 2015 at Century Plaza Bowling Alley.
2. Billiard Tournament - Monday, September 28, 2015 at Buddies Billiards & Brew.
3. Billiard & Darts Tournament - Friday, October 2, 2015 at Buddies Billiards & Brew.
4. Karaoke Competition - Friday, October 2, 2015 at Buddies Billiards & Brew.
5. Friendship Golf Tournament - Monday, October 12, 2015 at Onward Talofofa Golf Club.
6. Man Bowling Tournament - Tuesday, October 13, 2015 at Century Plaza Bowling Alley.
7. Softball Tournament - Schedule Pending




Mural recognizing the Port's 40th Anniversary Celebrations currently being painted on CMU Wall.

Progress Development – Agat Restaurant Facility

As of October 8, 2015

“Marina Bar & Grill”



Newly retiled restroom.



Newly installed restaurant equipment.



Bar restaurant sectional area.



Front entrance renovation in progress.

Port Safety Issues

Invasive Species

On Monday, September 14, 2015 the GM received a report from Safety Inspector II John T. Santos concerning spiders that were found in a 40-foot container that was being de-vanned at the Port's Container Freight Station Building on Friday, September 11, 2015. According to Mr. Santos, Cargo Checker Leader Paul San Nicolas had informed the Safety Office of the situation. In turn the Safety Office contacted Port Police and the Customs and Quarantine to conduct a thorough inspection of the container.

Mr. Santos reported that once Customs had arrived, they inspected the container but were not able to confirm the presence of spiders. Nevertheless, Customs quarantined the container (MATU 253259). In addition, Customs requested that all containers from the same vessel and origin location held for the Bio-Team's arrival on Monday, September 14, 2015.

Mr. Santos further reported that thirteen (13) containers were further inspected and a total of four (4) were found to be infested with spiders. A fifth (5th) container was found to contain spider webbing but no spiders were located in this particular container. Customs quarantined all five (5) containers for fumigation. In addition, samples were collected to determine the type of spiders that were found in the containers.

On Friday, September 18, 2015, Mr. Santos provided a follow-up report on the status of the infested containers. According to his report, Customs reported to Terminal Division's Leader Paul San Nicolas that the specimens found were non-poisonous species and the containers were cleared for released. This also applied to the container where only webbing was found. Mr. Santos stated that his division received information from Bio Security Team Member Customs Officer 1 Edwin Lapuela that Entomologist from UOG Dr. Aubrey Moore was not able to identify the type of spider found but concluded that the test results indicated that the spiders did not pose a threat to the public. The Bio Security Team notified the Port that the containers did not need fumigation and were cleared from quarantine.

Hydraulic fuel Spill by Private Trucking Company

On Tuesday, September 15, 2015, Safety Inspector (Detailed) Ken Santos reported to the GM that Pacific Trucking Guam (PTG) Tractor Operator Blaine Martinez had EMCO unload equipment from his trailer at the dockside of F5/F6 Empty Staging Area that included two (2) bulldozers and one (1) small excavator. Once this process was completed, Mr. Martinez started

securing his trailer when a hydraulic line burst open and leaked approximately one (1) gallon of fuel onto the pavement.

Mr. Santos reported that Mr. Martinez immediately attempted to clean the spill and capture the leaking fuel with a five gallon pail and an absorbent pad. He also reported that Transportation supervisor Mike Tajeron and Terminal Leader Paul San Nicolas were present and relayed that additional absorbent pads were used to address a complete cleanup of the spilled fuel.

Mr. Santos also relayed that the cause of the incident was a faulty hydraulic hose that was connected to the solenoid on Mr. Martinez's trailer. The incident was reported to the National Response Center (NRC) and issued case #112 8463.

Mr. Santos concluded his report by recommending that all private truckers maintain an inventory of absorbent materials in their truck while on the Port compound so that they can immediately respond to a spill as needed. He further recommended that this matter be reviewed by the Accident Review Board to provide recommendations to be forwarded to the General Manager.

Leaking 20 Foot Container

On Wednesday, September 16, 2015, the GM received a report from Safety Inspector II John Troy Santos concerning an incident that occurred on Friday, September 11, 2015 at approximately 1:30 a.m. when a leaking 20 Foot container (CAIU-294848) was discovered on Bay 17 of the vessel Mell Sudong berthed at F-5 while cargo was being unlashd by Stevedore Christopher Salas. Mr. Santos reported that Stevedore Salas immediately informed the Safety Inspector on duty who in turn notified the Harbor Master's Office and the U.S. Coast Guard.

According to Mr. Santos, the packing list for the container indicated that there were no hazardous materials located in the container. A notice was provided to CTSI Agent Gaylord Perez before the container was removed from the Mell Sudong for further inspection. CTSI Manager Ken Constantino made a special service request for the Port to devan the container and cleanup the oil spill. The container was then staged at F-6 for further inspection.

On Tuesday, September 15, 2015, the U.S. Coast Guard and the Safety Office conducted a re-inspection of the container and determine that the type of oil found was cooking oil and did not pose any further danger or concern. The Coast Guard and Safety Office cleared the container.

The incident was reported to the National Response Center (NRC) and issued case #1128136.

Mr. Santos concluded that the cause of the cooking oil leak was the result of improper packing that led to the puncture of the oil container at the point of origin. He also reported that Mr.

Constantino will be communicating with the originating shippers and packers to address proper packing methods in the containers to avoid such incidences.

Mr. Santos concluded his report by recommending that this matter be forwarded to the Accident Review Board for further recommendations to be made to the GM.

Damage to Asphalt at F-5 Wharf

On Friday, September 18, 2015, the GM received a report from Safety Inspector II Josh Candoleta concerning damage to the wharf asphalt by the vessel Kyowa Orchid ramp berthed at F-5. Mr. Candoleta was conducting an inspection at 9:25 p.m. when he noticed that the plywood located under the ramp was slightly tilting upward. He notified a vessel representative to lift the ramp and noted that an imprint of the ramp base into the F-5 asphalt.

Mr. Candoleta reported that additional plywood was added by the crew members to the vessel ramp to accommodate the weight of the ramp and the cargo that was being off-loaded. He also noted that he continued monitoring operations every four hours to determine if there were any further changes to the positioning of the ramp.

Mr. Candoleta concluded that the use of plywood was not adequate to accommodate the weight of the ramp and movement due to the listing of the vessel. He recommended that other material options should be explored to minimize damage to the Port's docks.

Mr. Candoleta recommended that this matter be forwarded to the Accident Review Board to provide further recommendations to the General Manager.

Hydraulic Oil Spill Top Lifter 09-03

On Tuesday, September 29, 2015, the GM received a formal report from Safety Inspector II John Troy Santos concerning an incident that had occurred at 6:15 a.m. on Saturday, September 26, 2015 concerning a hydraulic oil spill from Top Lifter 09-03. Mr. Santos had previously provided an initial notice to the GM of this incident on the day it occurred. According to Mr. Santos, Equipment Operator III Albert Santos was assigned to load containers at Area X. While he was in the process of loading a 20 foot container, he noticed that hydraulic fluid was leaking from the main mast of the Top Lifter.

Mr. Santos reported that approximately two (2) to three (3) gallons of hydraulic oil spilled from the Top Lifter's hose. He added that sausage booms and sand were utilized to contain and clean up the spill. In addition, the U.S. Coast Guard and the National Response Center (NRC) was notified and issued Report #1129418.

Heavy Mechanic II Nestor Jardeleza determined that a faulty fitting on the main high pressure hose was the cause of the hydraulic oil leak. Mr. Candoleta concurred with Mr. Jardeleza's findings and stated that Maintenance Manager Ernie Candoleta identified a list of equipment parts to order and have on hand for preventative maintenance projects to include hydraulic hoses.

Mr. Candoleta recommended that this matter be referred to the Accident Review Board to forward recommendations to the General Manager.

Container Yard Light Pole

On Monday, October 5, 2015, the GM received a report from Safety Inspector II John Troy Santos concerning an incident that occurred on Friday, October 2, 2015 at 9:30 a.m. when Equipment Operator III Theodore Nededog, was operating Top Lifter 09-06 grounding containers at area HB3C. According to Mr. Santos, Mr. Nededog was positioning the Top Lifter to receive a container when the front right side of his spreader made contact with a Yard light pole.

Mr. Santos reported that there was no damage or scratches to the light pole or the Top Lifter's spreader as a result of this incident. He also determined that the tight limited space that Mr. Nededog was operating as well as his lack of full concentration concerning his surroundings contributed to this incident.

Mr. Santos recommended that the light poles be painted a bright yellow color for more visibility for all the operators in the compound. He also recommended that during Transportation briefings employees need to be reminded about the potential hazards of working in tight and limited spaces within the Port Yard.

Mr. Santos concluded his statement by recommending that this incident be referred to the Accident Review Board to provide recommendations to the General Manager.

Hydraulic Oil Spill Top Lifter 09-03

On Wednesday, October 7, 2015 the GM received an incident report from Safety Inspector II John Troy Santos concerning a hydraulic oil spill on Top Lifter 09-03 while it was being operated by Equipment Operator III Albert Santos while he was assigned to receive and ground containers at area HB1a. According to Mr. Troy Santos, Mr. Albert Santos was expanding his spreader when he noticed a busted hydraulic hose on the Top Lifter. He immediately stopped operating the equipment and notified Transportation Supervisor Mike Taijeron of the situation.

Mr. Troy Santos reported that approximately one (1) gallon of hydraulic oil spilled from the hose. He also reported that Sausage booms and absorbent pads were utilized to contain and

clean-up oil spill. In addition, the National Response Center (NRC) was notified and issued Report # 1130272.

Mr. Troy Santos relayed that Heavy Equipment Mechanic Leader John Leon Guerrero determined that a faulty fitting on the main high pressure hydraulic hose was the cause of the oil leak. He also stated that Maintenance Manager Ernie Candoleta has identified a list of equipment parts to order and have readily available to address preventative maintenance related to hydraulic hoses. Moreover, due to repeated incidences over the past several months related to hydraulic oil spills, Deputy GM Pangelinan has requested that new hoses be ordered and replaced on all four (4) Top Lifters.

Mr. Troy Santos concluded his report by recommending that this matter be referred to the Accident Review Board to forward recommendations to the General Manager.

Work Injury

On Wednesday, October 7, 2015, the GM received an incident report from Safety Inspector II Joshua Candoleta relaying that on Thursday, October 1, 2015, at 5:00 p.m., Stevedore Norbert Datuin had been injured while unlashng containers on Barge S7000. Stevedore Supervisor II John Borja had notified the Safety Office that Mr. Datuin had sustained an injury to his left thumb as a result of releasing/unlocking the chain and binder on a container.

Mr. Candoleta reported that when the container was lashed at the point of origin, the chain and binder lever was twisted inward toward the container. When Mr. Datuin released the pressure on the chain and binder, the chain untwisted with such a force that Mr. Datuin lost his hold of the lever that hit him against his left thumb.

Mr. Candoleta stated that Mr. Datuin was issued a WCC 101A and B forms and was taken to GMH for treatment on his injury.

Mr. Candoleta determined that the cause of the incident was the incorrect lashing and positioning of the chain binder at the container's point of origin. He recommended that an Activity Hazards Analysis of the unlashng operations be included in the next Stevedore Safety Briefing. In addition, he also recommended that this matter be referred to the Accident Review Board to make recommendations to the General Manager.

Note: Page 22 is Personnel Related Matters.



PORT OF GUAM
ATURIDAT I PUETTON GUAHAN
Jose D. Leon Guerrero Commercial Port
1026 Cabras Highway, Suite 201, Piti, Guam 96925
Telephone: 671-477-5931/35 Facsimile: 671-477-2689/4445
Website: www.portguam.com



Eddie Baza Calvo
Governor of Guam
Ray Tenorio
Lieutenant Governor

October 9, 2015

FINANCE-YTD- August 2015

Financial Highlights

Income Statement

Balance Sheet

Accounts Receivable Aging Summary Report

Accounts Payable Summary

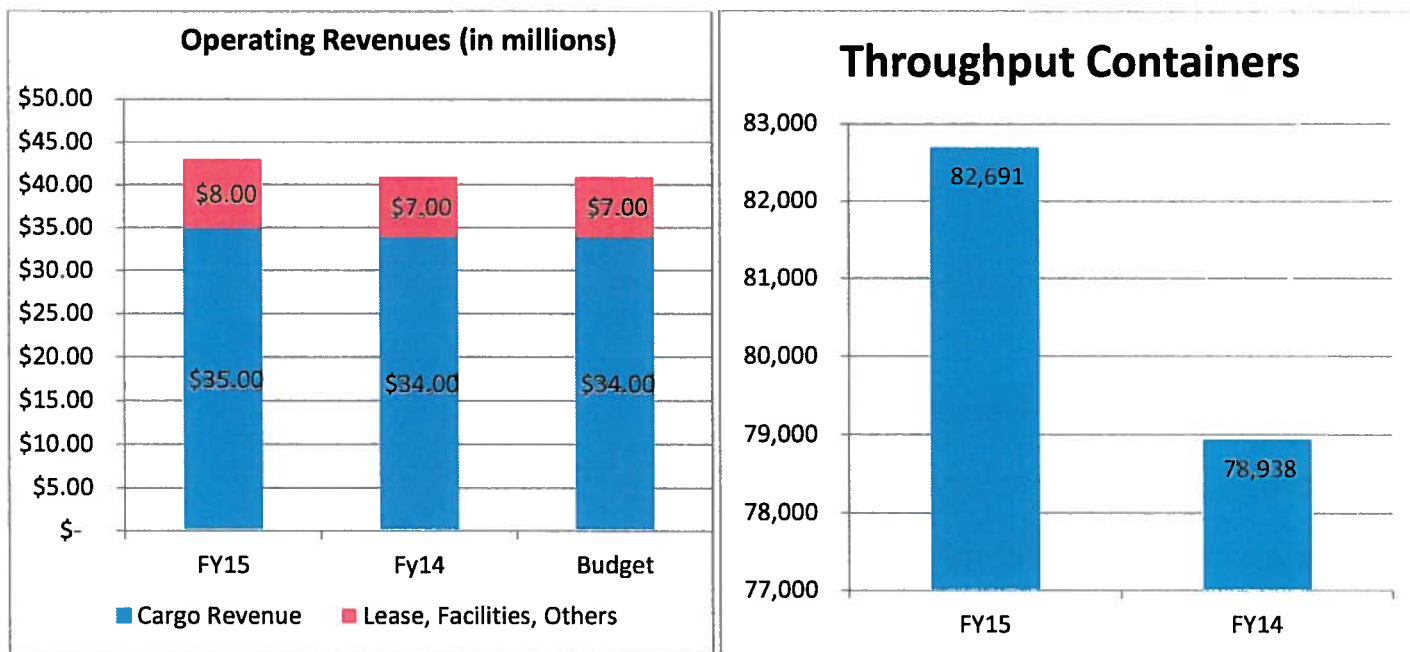
Budget Lift/Transfer Monthly Activities

Crane Surcharge Ledger

Facility Maintenance Ledger

Financial Highlights – YTD August FY2015

Operating Performance:



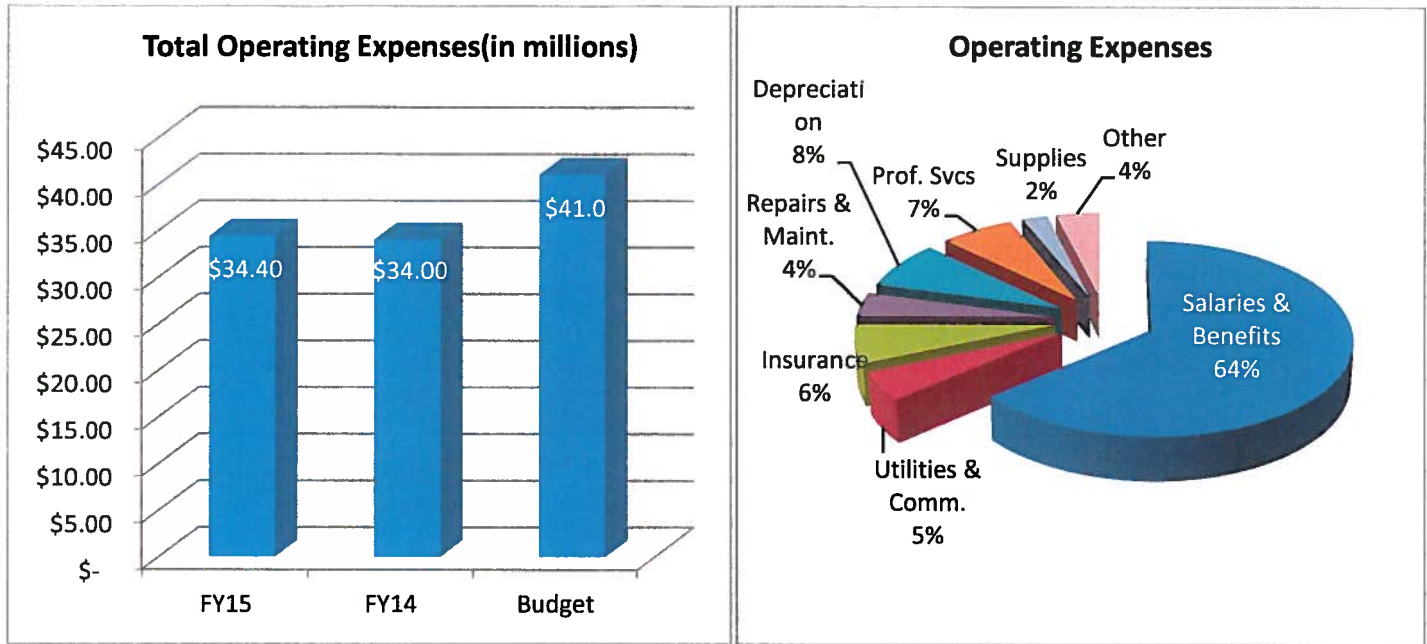
Total Operating Revenues as of August 2015 was \$43 million, which consist of \$35 million in cargo revenues and \$8 million in Facilities, Leases, and Other Services.

FY15 YTD cargo revenue is 5% higher than last year's total (\$34 mil) and 4% higher than Budget (\$34 mil).

FY15 YTD Facilities, Leases, and Other Services as of August is 10% higher than last year (\$7 mil) and 14% higher than budget (\$7 mil).

Overall Operating Revenues as of August is 6% higher than Budget (\$41 mil) and 6% higher than last year's year to date August (\$41 mil).

Total number of containers handled as of August 2015 was 82,691 which is 5% higher compared to last year August total 78,938.



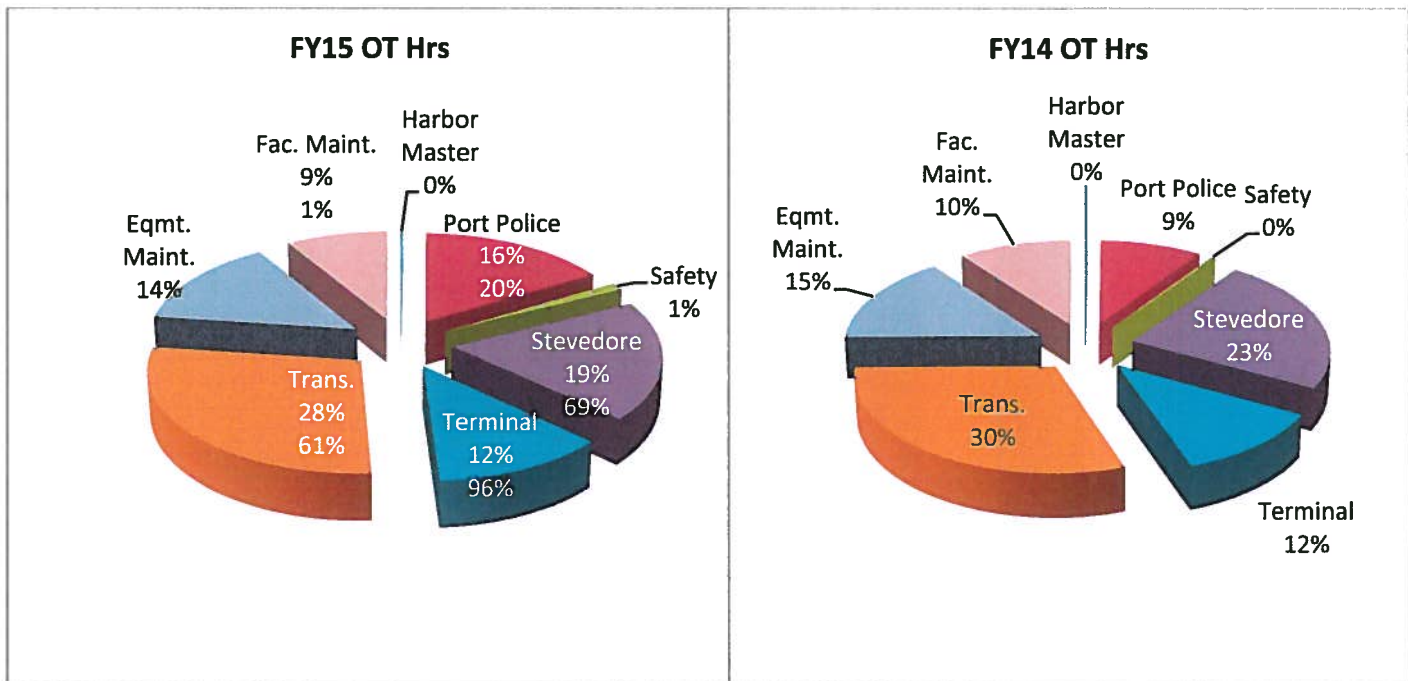
Total Operating Expenses as of August 2015 was \$34.4 million, which is 16% lower than Budget (\$41 mil) and 1% higher than last year's total operating expenses (\$34.3 mil).

Total Overtime as of August 2015 was \$1.6 million which is 54% higher than last year July (\$1.1 million). Direct Labor Revenue as of August was \$2.6million, which is 6% higher than last year and 16% higher than budget. Direct Labor charges are for services performed by Port employees under special service request and differentials under the throughput.

Below is the breakdown of overtime for each division/section for FY15 and FY14 as of August:

Sections	FY2015	FY2014	Budget	OT/HOL Revenue
Harbor Master	3,196	2,326	6,000	0
Port Police	269,152	98,671	318,400	53,924*
Safety	19,879	3,510	26,600	0
Stevedore-Cargo Handling	296,392	232,350	333,000	204,876
-Rigger	23,106	17,012	33,000	14,616
Terminal	201,567	124,701	233,158	193,438
Trans-Superintendent	70,381	62,024	78,076	0
-Crane Operators	103,788	78,945	123,388	40,018
-Equipment Oper.	265,052	162,061	308,394	243,033
-Dispatcher	25,387	18,874	36,844	0
Maint.-Crane Maint.	114,299	95,212	128,852	0
-Preventive Maint.	5,464	824	7,000	0
-Fleet Maint.	71,898	45,283	76,000	0
-Welders	44,531	19,861	52,000	0
Facility Maint.-Building	14,685	7,773	20,000	1,145
-Elect./Refr.	128,061	101,499	153,000	0
TOTAL	1,656,838	1,070,928	1,933,712	751,050

*Port Police OT Revenue is due to Passenger Vessels or under special service request. Electrician revenue is due to special service requests.



Year to date Operating Revenues minus the Year to date Operating Expenses resulted to an Operating Income of \$8.9 million as of August 31, 2015.

Non Operating Revenues and Expenses consist of the following: \$2.6M-Retirement contribution for COLA, Supplemental and Medical/Dental/Life Insurance expenses, \$801k-Interest expense on loans, \$3M Federal Reimbursements and 105k Interest Income. The net total of non operating expenses and revenues as of August is a positive \$345 thousand.

The Total Net Income as of August is \$9.3 million.

Accounts Receivable Trade (net) as of August 31, 2015 is \$8 million.

Aging Status is as follows: 68% - Current, 2% - over 30 days, 12% - over 60 days, 2% - over 90 days and 17% - over 120 days.

Accounts Payable Trade as of August 31, 2015 is \$1.5 million which is 5% lower than last month ending balance of \$1.6 million.

Port Authority of Guam
Income Statement
With Budget Comparison (Unaudited)
11 Months Ending 8/31/15

Current Month Actual	%	Last Year Actual	%	Budget	%	Chng	Year to Date			Last Year to Date		
							Actual	%	Chng	Actual	%	Chng
OPERATING REVENUES												
CARGO THROUGHPUT REVENUES												
342,572	8.4%	698,677	16.1%	611,156	(0.44)	CT- CHASSIS	5,617,588	12.9%	5,078,507	12.4%	6,379,312	(0.12)
1,185,836	29.1%	991,320	22.8%	872,691	0.36	CT-GROUND	10,331,321	23.8%	10,819,946	26.4%	9,623,031	0.07
87,563	2.2%	53,469	1.2%	86,178	0.02	CT-BREAKBULK	1,157,497	2.7%	760,965	1.9%	852,546	0.36
4,681	0.1%	445	0.0%	567	7.26	CT-UNITIZED	10,608	0.0%	16,021	0.0%	8,013	0.32
	0.0%				-	CT-TUNA		0.0%		0.0%		
5,270	0.1%	12,457	0.3%	57,755	(0.91)	CT-RO/RO	640,129	1.5%	517,340	1.3%	579,745	0.10
9,709	0.2%	6,303	0.1%	4,532	1.14	CT-STUFFING/DEVAN	61,152	0.1%	58,350	0.1%	53,644	0.14
3,674	0.1%	2,058	0.0%	2,464	0.49	CT-HEAVYLIFT	42,575	0.1%	23,349	0.1%	24,632	0.73
172	0.0%	37	0.0%	631	(0.73)	CT-LONGLENGTH	5,869	0.0%	356	0.0%	3,395	0.73
8,083	0.2%	16,483	0.4%	15,672	(0.48)	OUT-OF-GAUGE CARGO (OOG)	112,052	0.3%	95,822	0.2%	128,394	(0.13)
1,647,560	40.5%	1,781,269	41.0%	1,651,646	(0.00)	CARGO THROUGHPUT REVENUES	17,978,792	41.4%	17,370,657	42.4%	17,652,712	0.02
OTHER CARGO RELATED REVENUES												
572	0.0%	1,300	0.0%	2,895	(0.80)	LIFT ONLIFT OFF	20,639	0.0%	33,341	0.1%	32,757	(0.37)
966	0.0%	2,332	0.1%	3,950	(0.76)	PRESLUNG	51,913	0.1%	63,369	0.2%	49,540	0.05
	0.0%		0.0%		-	EXPORT SCRAP CONTAINERS		0.0%		0.0%		
244,264	6.0%	185,829	4.3%	168,370	0.45	TRANSSHIP CONTAINERS	2,229,661	5.1%	1,633,123	4.0%	1,734,176	0.29
19,953	0.5%	12,090	0.3%	12,139	(0.44)	OVERSTOWED CONTAINERS	200,887	0.5%	84,081	0.2%	105,245	0.91
68	0.0%	120	0.0%	120	0.00	SHIFTED CONTAINERS	2,212	0.0%	987	0.0%	1,140	0.94
1,946	0.0%	3,657	0.1%	2,808	(0.31)	RIGGED CONTAINERS	30,365	0.1%	30,871	0.1%	32,040	(0.05)
8,221	0.2%	9,868	0.2%	8,642	(0.05)	REEFER CNTR-PLUG/UNPLUG	99,428	0.2%	87,318	0.2%	90,940	0.09
286,188	7.0%	260,860	6.0%	233,255	0.23	DIRECT LABOR BILLED	2,616,698	6.0%	2,479,961	6.1%	2,264,983	0.16
16,861	0.4%	20,182	0.5%	24,817	(0.32)	EQUIPMENT RENTAL	229,498	0.5%	236,062	0.6%	250,085	(0.08)
23,018	0.6%	41,931	1.0%	30,701	(0.25)	PORT FEES & DOCKAGE	304,672	0.7%	349,480	0.9%	338,707	(0.10)
360,496	8.9%	413,163	9.5%	388,772	(0.07)	WHARFAGE	4,228,761	9.7%	4,129,138	10.1%	4,167,700	0.01
54,870	1.3%	53,440	1.2%	48,706	0.13	FUEL SURCHARGE	552,680	1.3%	507,532	1.2%	518,984	0.06
15,507	0.4%	15,426	0.4%	14,710	0.05	MARITIME SECURITY FEE	164,448	0.4%	154,699	0.4%	158,072	0.04
123,045	3.0%	134,596	3.1%	128,455	(0.04)	FACILITY MAINTENANCE FEE	1,438,294	3.3%	1,338,157	3.3%	1,367,903	0.05
514,761	12.6%	539,243	12.4%	481,187	0.07	CRANE SURCHARGE	5,338,496	12.3%	5,222,918	12.8%	5,261,909	0.01
1,670,736	41.1%	1,693,918	39.0%	1,549,527	0.08	OTHER CARGO RELATED REVENUES	17,508,651	40.3%	16,351,036	39.9%	16,374,081	0.07
3,318,296	81.5%	3,475,187	80.1%	3,201,173	0.04	OPERATING REVENUES	35,487,443	81.7%	33,721,693	82.4%	34,026,793	0.04

Port Authority of Guam
Income Statement
With Budget Comparison (Unaudited)
11 Months Ending 8/31/15

	Current Month		Last Year		Budget		Chng		Year to Date		Actual		Last Year to Date		Actual		Chng		Budget		Chng					
	Actual	%	Actual	%	%	%	%	%	Actual	%	Actual	%	Actual	%	Actual	%	Actual	%	Actual	%	Actual	%				
NON OPERATING REVENUES																										
FACILITIES																										
(0.04) FACILITIES USAGE MOBIL	91,000	2.2%	96,089	2.2%	95,177	(0.04)	2.5%	1,102,389	2.5%	1,049,653	2.6%	1,046,947	5.0%	1,046,947	2.6%	1,046,947	5.0%	1,046,947	2.6%	1,046,947	5.0%	0.05	0.05			
(0.19) FACILITIES USAGE TRISTAR	170,673	4.2%	372,730	8.6%	209,663	(0.19)	5.3%	2,265,684	5.3%	2,632,492	6.4%	2,306,183	-13.2%	2,306,183	6.4%	2,306,183	-13.2%	2,306,183	6.4%	2,306,183	-13.2%	(0.01)	(0.01)			
11.00 FACILITIES USAGE-CEMENT THRUPTUP	23,820	0.6%	1,985	0.0%	1,985	11.00	0.1%	47,640	0.1%	23,820	0.1%	21,835	0.0%	21,835	0.1%	21,835	0.0%	21,835	0.1%	21,835	0.0%	1.18	1.18			
(0.37) FACILITIES USAGE SPACE RENTAL	65,098	1.6%	90,201	2.1%	103,710	(0.37)	2.3%	1,011,290	2.3%	1,022,618	2.5%	1,140,810	-1.1%	1,140,810	2.5%	1,140,810	-1.1%	1,140,810	2.5%	1,140,810	-1.1%	(0.11)	(0.11)			
(0.00) FACILITIES LEASE INCOME	92,105	2.3%	92,105	2.1%	92,105	(0.00)	1.9%	808,574	1.9%	854,942	2.1%	1,013,155	-5.4%	1,013,155	2.1%	1,013,155	-5.4%	1,013,155	2.1%	1,013,155	-5.4%	(0.20)	(0.20)			
(5.649) -0.1% FACILITIES COMMON AREA MAINTENANCE FEE	(5,649)	-0.1%	5,638	0.1%	5,638	(2.00)	0.1%	45,036	0.1%	62,019	0.2%	62,018	-27.4%	62,018	0.2%	62,018	-27.4%	62,018	0.2%	62,018	-27.4%	(0.27)	(0.27)			
1.984 0.0% FACILITIES SECURITY SURCHARGE RENTAL	1,984	0.0%	3,088	0.1%	3,207	(0.38)	0.1%	37,131	0.1%	34,841	0.1%	35,277	6.6%	35,277	0.1%	35,277	6.6%	35,277	0.1%	35,277	6.6%	0.05	0.05			
0.0% 1.906 0.0% (1.00) WATER & LANDSIDE ACTIVITIES			1,906	0.0%	656	(1.00)	0.0%	7,425	0.0%	7,156	0.0%	7,216	0.0%	7,216	0.0%	7,216	0.0%	7,216	0.0%	7,216	0.0%	0.03	0.03			
21,186 0.5% 18,355 0.4% 0.73 MARINA REVENUES	21,186	0.5%	18,355	0.4%	12,246	0.73	0.4%	187,949	0.4%	207,303	0.5%	134,706	-9.3%	134,706	0.5%	134,706	-9.3%	134,706	0.5%	134,706	-9.3%	0.40	0.40			
4,256 0.1% 4,430 0.1% (0.04) HARBOR OF REFUGE	4,256	0.1%	4,215	0.1%	4,430	(0.04)	0.1%	45,517	0.1%	48,356	0.1%	48,730	-5.9%	48,730	0.1%	48,730	-5.9%	48,730	0.1%	48,730	-5.9%	(0.07)	(0.07)			
268,674 6.6% 58,333 0.2% 3.61 DEMURRAGE	268,674	6.6%	121,292	2.8%	58,333	3.61	0.2%	2,089,478	4.8%	909,576	2.2%	641,663	129.7%	641,663	2.2%	641,663	129.7%	641,663	2.2%	641,663	129.7%	2.26	2.26			
733,347 18.0% 805,619 18.6% 0.25 FACILITIES	733,347	18.0%	805,619	18.6%	587,140	0.25	17.7%	7,668,113	17.7%	6,852,776	16.7%	6,458,540	11.9%	6,458,540	16.7%	6,458,540	11.9%	6,458,540	16.7%	6,458,540	11.9%	0.19	0.19			
OTHER FEES & SERVICES																										
CLAIMS FEE		0.0%		0.0%		-	0.0%	50	0.0%		0.0%		0.0%		0.0%		0.0%		0.0%				-	-		
BULK SCRAP		0.0%		0.0%		-	0.0%		0.0%	13,873	0.0%		-100.0%		0.0%		0.0%		0.0%					-	-	
MATERIAL USED		0.0%		0.0%		-	0.0%		0.0%	383	0.0%		0.0%		0.0%		0.0%		0.0%						-	-
(1.00) PASSENGER SERVICE		0.0%		0.0%	2,618	(1.00)	0.1%	25,420	0.1%	31,417	0.1%	28,798	-19.1%	28,798	0.1%	28,798	-19.1%	28,798	0.1%	28,798	-19.1%	(0.12)	(0.12)			
0.29 BUNKER	2,128	0.1%	2,321	0.1%	1,655	0.29	0.1%	25,452	0.1%	20,121	0.0%	18,205	26.5%	18,205	0.0%	18,205	26.5%	18,205	0.0%	18,205	26.5%	0.40	0.40			
10,928 0.3% 10,877 0.3% (0.52) SPECIAL SERVICES	10,928	0.3%	10,877	0.3%	22,749	(0.52)	0.3%	123,804	0.3%	109,008	0.3%	250,239	13.6%	250,239	0.3%	250,239	13.6%	250,239	0.3%	250,239	13.6%	(0.51)	(0.51)			
4,552 0.1% 11,382 0.3% - ELECTRICAL POWER	4,552	0.1%	11,382	0.3%		-	0.2%	91,149	0.2%	143,597	0.4%		-36.5%		0.4%		-36.5%		0.4%					-	-	
17,608 0.4% 24,580 0.6% (0.35) OTHER FEES & SERVICES	17,608	0.4%	24,580	0.6%	27,022	(0.35)	0.6%	285,876	0.6%	318,398	0.8%	297,242	-16.5%	297,242	0.8%	297,242	-16.5%	297,242	0.8%	297,242	-16.5%	(0.11)	(0.11)			
692 0.0% 5,051 0.1% 0.08 ADMINISTRATIVE FEES & SERVICES	692	0.0%	5,051	0.1%	643	0.08	0.0%	6,642	0.0%	28,121	0.1%	7,073	-76.4%	7,073	0.1%	7,073	-76.4%	7,073	0.1%	7,073	-76.4%	(0.06)	(0.06)			
REIMBURSEMENTS																										
(1.00) FEDERAL REIMBURSEMENT		0.0%	30,000	0.7%	32,355	(1.00)	0.0%	2,466	0.0%	11,391	0.0%	190,005	-78.3%	190,005	0.0%	190,005	-78.3%	190,005	0.0%	190,005	-78.3%	(0.99)	(0.99)			
EARTHQUAKE INSURANCE		0.0%		0.0%		-	0.0%		0.0%		0.0%		0.0%		0.0%		0.0%		0.0%					-	-	
TYPHOON INSURANCE		0.0%		0.0%		-	0.0%		0.0%		0.0%		0.0%		0.0%		0.0%		0.0%					-	-	
OTHER REIMBURSEMENT		0.0%		0.0%		-	0.0%		0.0%		0.0%		0.0%		0.0%		0.0%		0.0%					-	-	
REVENUE MINIMUM CHARGE		0.0%		0.0%		-	0.0%		0.0%	2	0.0%		-100.0%		0.0%		-100.0%		0.0%					-	-	
(1.00) REIMBURSEMENTS	0	0.0%	30,000	0.7%	32,355	(1.00)	0.0%	2,466	0.0%	11,393	0.0%	190,005	-78.4%	190,005	0.0%	190,005	-78.4%	190,005	0.0%	190,005	-78.4%	(0.99)	(0.99)			
751,647 18.5% 865,249 19.9% 0.16 NON OPERATING REVENUES	751,647	18.5%	865,249	19.9%	647,160	0.16	18.3%	7,943,097	18.3%	7,210,689	17.6%	6,952,860	10.2%	6,952,860	17.6%	6,952,860	10.2%	6,952,860	17.6%	6,952,860	10.2%	6,952,860	10.2%	0.14	0.14	
4,069,943 100.0% 4,340,436 100.0% 0.06 TOTAL REVENUES	4,069,943	100.0%	4,340,436	100.0%	3,848,333	0.06	100.0%	43,430,540	100.0%	40,932,382	100.0%	40,979,653	6.1%	40,979,653	100.0%	40,979,653	6.1%	40,979,653	100.0%	40,979,653	6.1%	40,979,653	6.1%	0.06	0.06	

**Port Authority of Guam
Income Statement
With Budget Comparison (Unaudited)
11 Months Ending 8/31/15**

	Current Month		Last Year		Budget		% Chng		Year to Date		Actual		% Chng		Budget		% Chng			
	Actual	%	Actual	%	Actual	%	Budget	%	Actual	%	Actual	%	Actual	%	Budget	%	Actual	%		
INDIRECT COSTS																				
General & Administrative Expen																				
	(1,389,732)	-34.1%	(1,271,366)	-29.3%	(1,672,197)	(0.17)	(1,672,197)	(0.17)	(15,125,920)	-34.2%	(13,991,968)	-34.2%	(13,991,968)	-34.2%	(17,452,695)	(0.13)	(13,991,968)	-34.2%	(17,452,695)	(0.13)
Salaries & Wages	(106,111)	-2.6%	(104,222)	-2.4%	(125,522)	(0.15)	(125,522)	(0.15)	(1,216,091)	-2.8%	(1,159,693)	-2.8%	(1,159,693)	-2.8%	(1,298,638)	(0.06)	(1,159,693)	-2.8%	(1,298,638)	(0.06)
Insured Benefits	(393,230)	-9.7%	(381,269)	-8.8%	(448,479)	(0.12)	(448,479)	(0.12)	(4,441,345)	-10.6%	(4,326,125)	-10.6%	(4,326,125)	-10.6%	(4,889,433)	(0.09)	(4,326,125)	-10.6%	(4,889,433)	(0.09)
Retirement Benefits	40,560	1.0%	(100,750)	-2.3%	(1,375)	(30.50)	(1,375)	(30.50)	(1,154,176)	-2.7%	(1,151,949)	-2.8%	(1,151,949)	-2.8%	(1,151,125)	75.31	(1,151,949)	-2.8%	(1,151,125)	75.31
Other Personnel Costs	(10,394)	-0.3%	(826)	0.0%	(9,583)	(1.00)	(9,583)	(1.00)	(89,163)	0.2%	(89,163)	0.2%	(89,163)	0.2%	(105,413)	(0.82)	(89,163)	0.2%	(105,413)	(0.82)
Communications			(7,196)	-0.2%	(9,096)	0.14	(9,096)	0.14	(66,748)	-0.2%	(70,447)	-0.2%	(70,447)	-0.2%	(100,056)	(0.33)	(70,447)	-0.2%	(100,056)	(0.33)
Leases/Rentals				0.0%		-		-		0.0%		0.0%		0.0%		-		0.0%		-
Utilities	(195,435)	-4.8%	(173,203)	-4.0%	(330,083)	(0.41)	(330,083)	(0.41)	(1,582,104)	-3.6%	(1,882,706)	-4.6%	(1,882,706)	-4.6%	(2,955,913)	(0.46)	(1,882,706)	-4.6%	(2,955,913)	(0.46)
General Insurance	(201,790)	-5.0%	(178,440)	-4.1%	(216,146)	(0.07)	(216,146)	(0.07)	(2,230,207)	-5.1%	(2,045,207)	-5.0%	(2,045,207)	-5.0%	(2,377,606)	(0.06)	(2,045,207)	-5.0%	(2,377,606)	(0.06)
Repairs & Maintenance	10,950	0.3%		0.0%	154,879	(0.93)	154,879	(0.93)	(35,356)	-0.1%	(79,199)	-0.2%	(79,199)	-0.2%	(221,181)	(0.84)	(79,199)	-0.2%	(221,181)	(0.84)
Repairs & Maintenance-Subic Cr	(26,929)	-0.7%	(30,007)	-0.7%	(59,962)	(0.55)	(59,962)	(0.55)	(346,380)	-0.8%	(429,393)	-1.0%	(429,393)	-1.0%	(659,084)	(0.47)	(429,393)	-1.0%	(659,084)	(0.47)
Repairs & Maintenance-Pola 14	(25,331)	-0.6%	(29,429)	-0.7%	(34,433)	(0.26)	(34,433)	(0.26)	(148,757)	-0.3%	(222,188)	-0.5%	(222,188)	-0.5%	(347,161)	(0.57)	(222,188)	-0.5%	(347,161)	(0.57)
Repairs & Maintenance-Pola 16	(77,432)	-1.9%	(31,312)	-0.7%	(36,306)	1.13	(36,306)	1.13	(324,943)	-0.7%	(483,961)	-1.2%	(483,961)	-1.2%	(382,698)	(0.15)	(483,961)	-1.2%	(382,698)	(0.15)
Repairs & Maintenance-Pola 17	(57,900)	-1.4%	(38,456)	-0.9%	(36,306)	0.59	(36,306)	0.59	(266,860)	-0.6%	(395,580)	-1.0%	(395,580)	-1.0%	(382,698)	(0.25)	(395,580)	-1.0%	(382,698)	(0.25)
Depreciation & Amortization	(54,264)	-1.3%	(347,045)	-8.0%	(392,755)	(0.02)	(392,755)	(0.02)	(2,759,640)	-6.4%	(4,580,633)	-11.2%	(4,580,633)	-11.2%	(4,320,305)	(0.36)	(4,580,633)	-11.2%	(4,320,305)	(0.36)
Damage, Shortage, Writedown & Supplies	(99,404)	-2.4%	(90,372)	-2.1%	(147,778)	(1.00)	(147,778)	(1.00)	(3,494)	0.0%	(15,284)	0.0%	(15,284)	0.0%	(84,348)	(0.96)	(15,284)	0.0%	(84,348)	(0.96)
Miscellaneous	(6,356)	-0.2%	(5,426)	-0.1%	(35,009)	(0.82)	(35,009)	(0.82)	(797,202)	-1.8%	(684,172)	-1.7%	(684,172)	-1.7%	(1,297,556)	(0.39)	(684,172)	-1.7%	(1,297,556)	(0.39)
Advertising				0.0%		-		-		0.0%		0.0%		0.0%		-		0.0%		-
Agency & Management Fees	(56,198)	-1.4%	(163,186)	-3.8%	(63,557)	(0.12)	(63,557)	(0.12)	(796,465)	-1.8%	(691,690)	-1.7%	(691,690)	-1.7%	(699,127)	0.14	(691,690)	-1.7%	(699,127)	0.14
Professional Services	(370,128)	-9.1%	(128,289)	-3.0%	(205,559)	0.80	(205,559)	0.80	(2,181,722)	-5.0%	(1,210,292)	-3.0%	(1,210,292)	-3.0%	(2,185,669)	(0.00)	(1,210,292)	-3.0%	(2,185,669)	(0.00)
Contractual Services				0.0%	(3,750)	(1.00)	(3,750)	(1.00)		0.0%		0.0%		0.0%		-		0.0%		-
Other Contractual Services	(16,283)	-0.4%	(17,567)	-0.4%	(24,104)	(0.32)	(24,104)	(0.32)	(129,071)	-0.3%	(113,141)	-0.3%	(113,141)	-0.3%	(21,252)	(1.00)	(113,141)	-0.3%	(21,252)	(1.00)
Other Expenses	(3,200)	-0.1%	(17,123)	-0.4%	(11,459)	-0.3%	(11,459)	-0.3%	(76,185)	-0.2%	(84,127)	-0.2%	(84,127)	-0.2%	(257,944)	(0.50)	(84,127)	-0.2%	(257,944)	(0.50)
Earthquake Expense				0.0%		0.0%		0.0%		0.0%		0.0%		0.0%		-		0.0%		-
Typhoon Expense	(39,008)	-1.0%	454	0.0%		0.0%		0.0%	(283,307)	-0.7%	(200,389)	-0.5%	(200,389)	-0.5%	(126,049)	(0.40)	(200,389)	-0.5%	(126,049)	(0.40)
Earthquake Expense				0.0%		0.0%		0.0%		0.0%		0.0%		0.0%		-		0.0%		-
General & Administrative Expen	(3,461,577)	-85.1%	(3,115,029)	-71.8%	(3,752,554)	(0.08)	(3,752,554)	(0.08)	(34,446,128)	-79.3%	(34,337,433)	-83.9%	(34,337,433)	-83.9%	(40,887,748)	(0.16)	(34,337,433)	-83.9%	(40,887,748)	(0.16)

**Port Authority of Guam
Income Statement
With Budget Comparison (Unaudited)
11 Months Ending 8/31/15**

Current Month Actual	% -----	Last Year Actual	% -----	Budget	% -----	Chng	Year to Date			Last Year to Date		
							Actual	%	Chng	Actual	%	Chng
608,366	14.9%	1,225,407	28.2%	95,779	5.35	OPERATING INCOME (LOSS)	8,984,412	20.7%	6,594,949	16.1%	91,905	96.76
						OTHER INCOME (EXPENSE)						
	0.0%		0.0%		-	Other Income & Expense		0.0%		0.0%		-
	0.0%		0.0%		-	Other Income		0.0%	(0)	0.0%		-
	0.0%		0.0%		-	Interest Income		0.0%		0.0%		-
	0.0%		0.0%		-	Interest Income		0.0%		0.0%		-
3,628	0.1%	2,531	0.1%	21,725	(0.83)	Interest Income	805,849	1.9%	362,487	0.9%	238,975	2.37
(104,837)	-2.6%	(72,443)	-1.7%	(106,212)	(0.01)	Interest Expense-USDA	(801,074)	-1.8%	(794,895)	-1.9%	(1,167,420)	(0.31)
	0.0%		0.0%	(1,917)	(1.00)	Other Expense	1,471	0.0%	(47,110)	-0.1%	(21,087)	(1.07)
(229,405)	-5.6%	(196,380)	-4.5%	(205,263)	0.12	Retirement Govt Contribution	(2,573,301)	-5.9%	(2,161,369)	-5.3%	(2,257,893)	0.14
178,426	4.4%	504,015	11.6%	680,168	-	Federal Reimbursement	3,042,612	7.0%	4,277,267	10.4%	3,400,840	-
(4,565)	-0.1%	(3,085)	-0.1%	(33,132)	(0.86)	Federal Expenses	(93,905)	-0.2%	(47,141)	-0.1%	(198,552)	(0.53)
(9,614)	-0.2%	(2,925)	-0.1%	(16,667)	(0.42)	Gain <Loss> on Asset Disposals	(36,065)	-0.1%	(573,457)	-1.4%	(183,337)	(0.80)
(166,366)	-4.1%	231,714	5.3%	338,702	(1.49)	Other Income & Expense	345,588	0.8%	1,015,783	2.5%	(188,474)	(2.83)
(166,366)	-4.1%	231,714	5.3%	338,702	(1.49)	OTHER INCOME (EXPENSE)	345,588	0.8%	1,015,783	2.5%	(188,474)	(2.83)
442,000	10.9%	1,457,121	33.6%	434,481	0.02	NET INCOME (LOSS)	9,330,000	21.5%	7,610,732	18.6%	(96,569)	(97.61)

	Amount Current	Amount Last Month End	Amount Last Year End	Change This Month	Change This Year
Total Assets					
Current Assets					
Cash on Hand	2,000.00	2,000.00	2,000.00		
Petty Cash Fund	100.00	100.00	100.00		
Cashier Change Fund					
Cash on Hand	2,100.00	2,100.00	2,100.00		
Incentive Award Fund					
First Hawaiian Bank-Incentive					
Incentive Award Fund					
Cash in Bank	3,432,163.14	3,199,550.09	2,014,378.69	232,613.05	1,417,784.45
First Hawaiian Bank					
Bank of Guam					
Bank of Hawaii					
Citizen Security Bank	2,100,592.42	2,097,134.63	2,465,795.00	3,457.79	365,202.58
Cash in Bank	5,532,755.56	5,296,684.72	4,480,173.69	236,070.84	1,052,581.87
Short Term Investments	14,761,656.85	15,447,891.54	10,581,562.20	686,234.69	4,180,094.65
Bank of Guam					
Citizen's Security Bank					
First Hawaiian Bank					
Bank Pacific					
CitiBank					
Bank of Hawaii					
Oceanic Bank					
Gov Guam Employees Fed CU					
Short Term Investments	14,761,656.85	15,447,891.54	10,581,562.20	686,234.69	4,180,094.65
Account Receivable-Trade (Net)	8,877,496.71	7,098,024.11	8,652,361.41	1,779,472.60	225,135.30
Accounts Receivable-Trade	8,849,438.83	849,438.83	849,438.83		
Accounts Receivable-Trade					
A/R-Clearing Account					
Account Receivable-Trade (Net)	8,028,057.88	6,248,585.28	7,802,922.58	1,779,472.60	225,135.30
Accounts Receivable-Other					
Accounts Receivable-DOB					
Accounts Receivable-Employee					
Accounts Receivable-FWA	6,046.43	6,046.43	18,246.14		12,199.71
Accounts Receivable-FWA Resub					
Accounts Receivable-Casam					
Accounts Receivable-Other					
Accounts Receivable-Ins Procee					
Accounts Receivable-Other	6,046.43	6,046.43	254,875.91		248,829.48
Marina Receivables					
Accounts Receivable-Agat Marin	35,309.77	32,225.52	26,454.32	3,084.25	8,855.45
Accounts Receivable-CDP Marina	262.67	251.57	7,256.01	7,004.44	1,938.34
Accounts Receivable-Harbor Of	15,154.50	12,485.21	12,447.92	669.09	1,706.38

	Amount Current	Last Month End	Last Year End	Change This Month	Change This Year
Marina Receivables	54,730.74	50,241.90	46,561.25	4,488.84	8,169.49
Interest Receivables					
Bank of Guam					
Bank of Hawaii					
Bank Pacific					
Citic Bank					
Citizens Security Bank					
First Hawaiian Bank					
GovGuam Emp. Fed. Credit Union					
Oceanic Bank					
Other					
Interest Receivables					
Prepaid Expenses	58,209.76	143,580.48	20,124.65	201,790.24	58,209.76
Prepaid Insurance	125,593.38	232,967.97		107,374.59	105,468.73
Prepaid Expenses	67,383.62	376,548.45	20,124.65	309,164.83	47,258.97
Deferred Expenses					
Deferred Geda Addendum L/Lease					
Credit Note Reimbursement					
Deferred Expenses					
Current Assets	28,452,731.08	27,428,098.32	23,188,320.28	1,024,632.76	5,264,410.80
Non Current Assets					
Long Term Receivable	2,258,190.48	2,258,190.48	2,258,190.48		
Long Term Receivable-DOA	1,490,449.90	1,490,449.90	1,490,449.90		
Long Term Receivable-Geda	3,748,640.38	3,748,640.38	3,748,640.38		
Allow for Uncollectible LT A/R					
Long Term Receivable					
Gas, Oil and Diesel Inventory	777.09	50.40	116.26	827.49	893.35
Supplies Inventory	197,090.72	218,899.67	210,077.97	21,808.95	12,987.25
Contra-Asset Inventory Adj.	1,676.68	1,676.68	1,676.68		
Allowance for Obsolescence	78,348.51	82,401.32	97,722.92	4,054.81	19,376.41
Inventory for Survey					
Inventory	116,290.44	134,872.07	110,794.63	18,581.63	5,495.81
Work In Progress					
Const Work in Progr-Local	4,156,058.15	4,197,897.51	821,583.56	41,839.36	3,334,474.59
Const Work in Progr-Federal	12,310,670.70	12,268,831.34	11,127,588.22	123,871.50	724,325.63
Const Work in Progr-FMP					183,082.48
Work In Progress	16,973,105.97	16,849,234.47	12,731,223.27	123,871.50	4,241,882.70
Non Current Assets	17,089,396.41	16,984,106.54	12,842,017.90	105,289.87	4,247,378.51

	Amount Current	Amount Last Month End	Amount Last Year End	Change This Month	Change This Year
Property, Plant & Equipment					
Land					
Land-Cabras	3,563,000.00	3,563,000.00	3,563,000.00		
Land	3,563,000.00	3,563,000.00	3,563,000.00		
Buildings	15,744,398.10	15,744,398.10	15,744,398.10		
Buildings-Original	60,607,247.90	60,607,247.90	58,338,438.55		2,268,809.35
Buildings-Substation Shelters	76,351,646.00	76,351,646.00	74,082,836.65		2,268,809.35
Buildings-Wharf Improvements					
Buildings	15,744,398.10	15,744,398.10	15,744,398.10		
Buildings-Wharf Improvements	60,607,247.90	60,607,247.90	58,338,438.55		2,268,809.35
Buildings	76,351,646.00	76,351,646.00	74,082,836.65		2,268,809.35
Accumulated Depreciation-Build					
AccDeprec-Buildings-Original	15,145,487.38	15,143,013.01	15,120,743.68	2,474.37	24,743.70
AccDeprec-Buildings-Subshel	23,680,661.00	23,532,962.31	22,269,261.48	147,698.69	1,411,399.52
AccDeprec-Buildings-Wharf Impr	38,826,148.38	38,675,975.32	37,390,005.16	150,173.06	1,436,143.22
Accumulated Depreciation-Build	38,826,148.38	38,675,975.32	37,390,005.16	150,173.06	1,436,143.22
Furnishings & Equipment					
Air Tools	527,570.03	527,570.03	525,635.03		1,935.00
Communications Equip	1,780,274.02	1,776,020.02	1,756,520.95	4,494.00	323,993.51
Computer Equip	21,970,319.55	21,970,319.55	20,740,219.25		68,104.77
Cranes Equip	1,298,248.24	1,298,248.24	1,023,243.47	3,041.00	40,793.00
Forklift Equip & Office Equip	3,182,826.01	3,182,826.01	3,180,700.00		2,886.03
Generator Sets	11,279.62	11,279.62	8,109.90		6,999.00
Hand Tools	6,999.00	6,999.00	985,176.47	14,366.00	14,366.00
Load & Unload Equip	999,270.47	999,270.47	8,874.11		6,999.00
Mowing Equip	8,874.11	8,874.11			14,366.00
Other Equip	218,315.74	238,772.41	229,392.03	26,456.67	16,083.29
Power Equip	1,678,641.53	1,678,641.53	1,511,289.00	4,196.00	1,167,352.53
Safety Equip	33,353,407.66	33,394,560.33	31,821,479.21	41,152.67	1,531,928.45
Shovel Equip					
Tractors					
Vehicles & Motor Equip					
Furnishings & Equipment	33,353,407.66	33,394,560.33	31,821,479.21	41,152.67	1,531,928.45
Accumulated Depreciation-Furni					
AccDeprec-Air Tools	343,954.52	337,777.08	282,340.50	6,177.54	61,614.12
AccDeprec-Communications Eqt.	952,781.21	952,781.21	952,691.71		108,089.73
AccDeprec-Computer Equip	7,082,787.23	6,801,748.47	5,242,931.41	154,739.59	1,547,325.90
AccDeprec-Cranes Equip	715,386.08	715,386.08	293,933.40	133,123.23	35,906.60
AccDeprec-Forklift Equip & Office	3,152,826.01	3,152,826.01	3,152,826.01		10,063.92
AccDeprec-Generator Sets	8,185.20	8,185.20	8,109.90		75.48
AccDeprec-Hand Tools	699.90	699.90	740,956.46	116.65	699.90
AccDeprec-Mowing Equip	808,873.98	813,928.71	6,641.17	5,445.63	67,226.62
AccDeprec-Other Equip	7,371,281.21	7,371,281.21			67,730.11
AccDeprec-Power Tools					

	Amount Current	Amount Last Month End	Amount Last Year End	Change This Month	Change This Year
Deferred Revenues Marinas	43,949.74	43,949.74	307,043.17		263,093.43
Deferred Revenues	416,408.55	308,314.58	434,177.86	108,093.97	17,769.31
Accrued Expenses	1,317,508.21	1,466,771.38	1,196,250.91	149,263.17	121,257.30
Accrued Payroll					
Accrued Vacation Pay-Current					
Accrued Vacation Pay					
Accrued Earthquake Cost					
Accrued Cola/Supplemental					
Accrued Typhoon Cost					
Accrued Medicare Tax					
Accrued Federal Grant					
Employee Insurance Payables	3,795.62	9,377.40	4,561.67	5,581.78	865.05
Employee Deductions Payable	174,985.77	142,417.04	196,233.23	32,568.73	21,247.46
Withholding Tax Payable					
Credit Union					
Accrued Miscellaneous Deductio					
Accrued Death & Disability Ins					
Retirement Contributions					
Deferred Compensation Plan Pay					
Accrued Expenses	1,912,698.15	1,926,880.40	1,831,323.67	14,182.25	81,374.48
Security Deposits					
Security Deposits - Space Leas	91,484.78	91,484.78	91,025.78	220.00	459.00
Security Deposits - Marinas	24,797.40	25,017.40	24,117.40	220.00	680.00
Security Deposits	116,282.18	116,502.18	115,143.18	220.00	1,139.00
Capital Lease Obligations- Cur					
Capit Lease Obligations-Curren					
Capital Lease Obligations- Cur					
Other Current Liabilities					
Reserve Shortage/Property Dama					
Lease Payable - GEDA					
Other Current Liabilities					
Current Liabilities	4,151,749.99	4,337,006.38	5,461,700.34	185,256.39	1,309,950.35
Non Current Liabilities					
Long Term Accrued Expenses					
Unfunded Retirement Contributi	45,329,045.00	45,329,045.00	216,405.91		45,329,045.00
Accrued Vacation Pay-Long Term	1,330,653.83	1,330,653.83	1,330,653.83		
Accrued Sick Ive(DC) -Long Term					
Long Term Accrued Expenses	46,876,104.74	46,876,104.74	1,547,059.74		45,329,045.00
Capital Lease Obligations					
Capital lease Obligations					

Capital Lease Obligations

Long Term Loan Payables
LT-ANZ (USDA) Loan Payable 3.5
LT-ANZ (USDA) Loan Payable 12M
LT-BOG SLE Loan Payable 10M

Long Term Loan Payables
Non Current Liabilities

Capital Contributions & Equity
Contributions-Local Government
Contributions-Local
Contributions-Property & Equip
Contributions-General Fund
Contributions-GE.P.A.
Contributions-PAG (Portion of

Contributions-Local Government

Contributions-Federal Governme
Contributions-U.S. Govt Rehab
Contributions-Economic Develop
Contributions-U.S. Department
Contributions-U.S. Govt-Fema

Contributions-Federal Governme

Accumulated Earnings

Accumulated Earnings
Accumulated Earnings (Deficit)

Accumulated Earnings

Net Earnings (Loss)

Capital Contributions & Equity

Total Liabilities & Capital

	Amount Current	Last Month End	Last Year End	Amount This Year End	Change This Month	Change This Year
2,673,262.49	2,673,262.49	2,673,262.49	2,673,262.49			
10,525,333.10	10,525,333.10	10,525,333.10	10,525,333.10			
2,705,420.69	2,705,420.69	2,705,420.69	2,705,420.69			
15,904,016.28	15,904,016.28	15,904,016.28	15,904,016.28			
62,780,121.02	62,780,121.02	62,780,121.02	62,780,121.02			
3,563,000.00	3,563,000.00	3,563,000.00	3,563,000.00			
13,413,678.12	13,413,678.12	13,413,678.12	13,413,678.12			
109,000.00	109,000.00	109,000.00	109,000.00			
7,000.00	7,000.00	7,000.00	7,000.00			
17,567,358.64	17,567,358.64	17,567,358.64	17,567,358.64			
10,321,126.26	10,321,126.26	10,321,126.26	10,321,126.26			
1,432,676.57	1,432,676.57	1,432,676.57	1,432,676.57			
6,508,875.50	6,508,875.50	6,508,875.50	6,508,875.50			
53,763.30	53,763.30	53,763.30	53,763.30			
18,376,441.73	18,376,441.73	18,376,441.73	18,376,441.73			
22,375,784.01	22,375,784.01	22,375,784.01	22,375,784.01			
15,752,718.91	15,752,718.91	15,752,718.91	15,752,718.91			
6,623,065.10	6,623,065.10	6,623,065.10	6,623,065.10			
9,330,005.17	9,330,005.17	9,330,005.17	9,330,005.17			
38,650,740.44	38,650,740.44	38,650,740.44	38,650,740.44			
105,582,611.45	105,582,611.45	105,582,611.45	105,582,611.45			
540,414.93	540,414.93	540,414.93	540,414.93			
540,414.93	540,414.93	540,414.93	540,414.93			
48,034,465.69	48,034,465.69	48,034,465.69	48,034,465.69			
45,329,045.00	45,329,045.00	45,329,045.00	45,329,045.00			
9,330,000.17	9,330,000.17	9,330,000.17	9,330,000.17			
35,999,044.83	35,999,044.83	35,999,044.83	35,999,044.83			
10,725,470.51	10,725,470.51	10,725,470.51	10,725,470.51			

As of August 31, 2015

Account Number	Customer Name	Balance Open	Current	Days Aging			Last Paid Amount	Date	Remarks
				Over 30	Over 60	Over 90			
14526	Cementon Micronesia, LLC	\$406,116.69	(\$19,847.00)	\$5,706.14	\$2,965.63	\$417,291.92	\$19,847.00	9/30/2015	Numbers indicated in the system has been disconnected. Spoke to John Perez about rescheduling a meeting. He said he will have Mile Sarimento contact me.
7350	Consolidated Transportation Services	\$1,452,370.29	\$1,145,066.14	\$286.16	\$127.19	\$306,630.25	\$137,180.55	9/29/2015	Followed up with Annie and Ed via email about payment and letter. Still no answer.
7376	Matson Navigation Co.	\$5,004,758.39	\$3,836,092.85	\$919,756.24	\$117,310.53	\$131,074.92	\$672,583.57	10/2/2015	We will be scheduling a meeting with Rolly in September. Rolly is trying to get his books together.
7106	Shell Guam, Inc.	\$85,800.00	\$178.04	\$1,950.00	\$1,950.00	\$79,950.00	\$1,950.00	11/4/2011	Pending IP&E assignment from Legal
14405	KVOG Broadcasting/MCS, LLC	\$83,066.29	\$178.04	\$1,066.00	\$1,092.19	\$79,601.80	\$45.36	11/14/2012	Spoke with Mr. Al about this tenant. He will gather information from Glenn
10225	Mobil Oil Guam, Inc.	\$147,351.73	\$78,002.24	\$249.58	\$226.88	\$69,349.49	\$30,445.68	9/8/2015	Working with Tenant. ACH coming in on a monthly basis.
7384	Marianas Steamship Agencies	\$439,277.24	\$370,194.04	\$3,282.66	\$226.88	\$65,324.08	\$188,117.10	10/1/2015	Account remains current. Working with Alex on clarifying electrical/utility dispute.
7413	Seabridge Inc.	\$122,100.73	\$59,686.85	\$8,924.31	\$53,489.57	\$179.89	\$179.89	8/19/2015	Emailed Rico on delayed payments as promised. He said he will get a check to us asap
13044	Smithbridge Guam, Inc.	\$50,959.47	(\$16,070.93)	\$6,239.55	\$6,239.55	\$48,291.50	\$18,941.42	9/18/2015	Working with a new accounting manager. She will review and have payments sent in.
7931	International Bridge Corp.	\$36,909.47				\$36,909.47	\$5,000.00	7/14/2011	Bankruptcy
8547	Sun Bay Corp./Jan 2's Lounge	\$31,411.77				\$31,411.77			Collections
7368	Cabras Marine Corp	\$16,735.74	(\$23,524.34)	\$4,525.81	\$7,180.73	\$27,290.38	\$7,649.94	9/22/2015	Emailed Rico on delayed payments for August as promised. He said he will get a check to us asap
9611	Ziskovsky, Michael J./Jan	\$18,955.53				\$18,955.53			Collections
14171	Norton Lilly International	\$19,757.54	\$1,901.61	\$246.33	\$246.33	\$17,116.94	\$12,059.75	9/28/2015	Emailed Emy on past due invoices. She is trying to collect from Mr. Tanaka.
12400	Renolith Resources (Return	\$16,567.00				\$16,567.00	\$1,342.30	12/5/2012	Collections
14602	JRC Maritime Services	\$16,050.00				\$16,050.00	\$945.24	8/28/2014	Collections
14967	Polaris Guam LLC/Wu, John	\$9,232.77				\$9,232.77	\$2,121.13	7/19/2013	Collections
14364	P.S.V. Corp./Joo, Gi Bum	\$15,680.36	\$1,146.83	\$2,354.28	\$1,763.28	\$8,000.94	\$7,683.17	9/2/2015	Called Tenant, no answer. Emailed Commercial
15122	Global Un Salvage Inc. (Re	\$5,955.76				\$5,955.76	\$13,247.74	10/22/2013	Collections
14797	Santiago, Arsenio A.	\$6,258.64				\$5,808.82	\$100.00	11/5/2014	Collections
14542	Heavy Equipment Rental Opt	\$10,639.47				\$5,637.97	\$2,318.86	9/21/2015	Ron is still trying to get a loan and will make some kind of payment.
14283	Brand, Inc.	\$9,402.17				\$1,111.00	\$4,444.00	8/31/2015	Sent a final notice. Called and they said Bob will contact me.
13202	Department of Administration	\$24,990.18	\$20,159.43			\$4,830.75	\$19,187.24	9/23/2015	
14161	Isla Trucking	\$6,608.90	\$262.72	\$623.39	\$863.05	\$4,324.24	\$535.50	10/1/2015	Customer spoke with Joann. Will try to get caught up in 3 mos.
11776	Customs and Quarantine Agency	\$4,068.56	(\$30.00)			\$4,098.56	\$1,797.12	6/8/2015	DOA dispute regarding PO. In contact with James
14778	IP&E Holding LLC	(\$296,642.04)	(\$302,947.27)	\$1,104.29	\$1,311.34	\$3,889.60	\$5,814.03	10/2/2015	Pending assignment lease from Legal
14785	Howard, Lynette/John Regis	\$4,010.50		\$162.50		\$3,685.50	\$200.00	3/21/2014	Collection letter will be sent.
14610	U.S. Department of Homeland	\$166,257.26	\$162,572.64			\$3,684.62	\$24,237.09	9/8/2015	

Account Number	Customer Name	Balance Open	Current	Days Aging				Last Paid Amount	Date	Remarks
				Over 30	Over 60	Over 90	Over 120			
13121	Tidewater Distributors Inc	\$3,798.82	\$445.50				\$3,353.32	9/11/2015	Customer making progress on payments	
14336	Cruz, Joseph L.	\$3,892.96		\$250.61	\$250.61	\$250.61	\$3,141.13	5/14/2015	Contacted John L.G. to find out status. I emailed Rico from Cabras.	
10081	Landolt, Callum L.	\$3,131.30		\$150.00	\$150.00		\$2,831.30	10/15/2013	Collection letter will be sent.	
9814	Fentress, Michael D.	\$2,917.50		\$137.50	\$137.50	\$25.00	\$2,617.50	9/4/2015	Wife is making minimum payment. We will consider sending customer to collections	
7878	Guam Response Services, Lt	\$10,134.33		\$5,116.10	\$2,558.05		\$2,460.18	9/1/2015	Tenant submitted letter to offset against training	
14561	Trombley, William P.	\$2,337.50		\$50.00	\$300.00		\$2,337.50	8/21/2012	Deceased	
13727	Ross, Robert	\$2,625.00		\$50.00	\$300.00		\$2,275.00	5/27/2014	Collections	
14382	Sepety, Ulysess Y.	\$2,541.25		\$137.50	\$137.50		\$2,266.25	9/30/2015	Switch ownership. Sent a final notice	
14844	Global Investment Group In	\$2,221.40					\$2,221.40		Collections	
14984	Ten Bulls Corporation	\$2,166.24					\$2,166.24	8/8/2012	Collections	
11770	Black Construction Corporations	(\$364.27)	(\$2,479.99)				\$2,115.72	3/23/2015	Collections	
7923	Inchcape Shipping Services	\$20,814.89	\$17,364.38	\$1,387.06			\$2,063.45	9/22/2015	Current with current invoices. Disputed amount is what is delinquent	
13158	Thompson, Michael J.	\$1,496.35					\$1,496.35	8/12/2015		
13537	Wang, Jackey	\$5,108.23		\$1,830.50	\$1,861.50		\$1,416.23	9/4/2015		
13476	Isla Maritime Agency		(\$1,254.87)				\$1,254.87	10/1/2015		
14868	Le, Hien Van	\$1,237.50					\$1,237.50	2/14/2012	Collections	
11848	Fantasea Charters/Velez, A	\$1,918.47	(\$0.33)	\$722.20		\$25.00	\$1,171.60	5/26/2015	Collections letter will be sent	
15097	Junsay, Lowell B.	\$1,213.25		\$50.00	\$300.00		\$863.25	6/23/2014	collections	
14575	Twilligear, Rosco Dean	\$832.17		\$25.00			\$87.17	9/11/2015	Working on making payments	
14815	Rutiki, Siso	\$787.50					\$787.50	8/22/2013	Collections	
13641	M.A.Y. (Guam) Inc.	\$1,720.64		\$408.68	\$408.68	\$129.11	\$774.17	5/26/2015		
14560	Poll, Pederro H.	\$746.25					\$746.25	4/22/2009	Collections	
14622	Singenes, Singeo I.	\$625.00					\$625.00	3/5/2015		
15051	Isla Fishing & Diving, Inc	\$560.00					\$560.00	7/3/2014		
15091	Helgenberger, Patrick	\$550.00					\$550.00	7/2/2013	Collections	
15210	RAIUKULUPIY, CECILIO	\$525.00					\$525.00	1/9/2015		
14381	Apra Dive & Marine Sports,	\$2,714.89	\$390.11			\$32.38	\$498.47	9/23/2015		
14384	Auto Marine Inc.	\$2,379.01	\$20.25	\$545.04	\$596.02		\$475.21	10/2/2015		
14849	Triad International	\$471.00					\$471.00	4/3/2012	Collections	
14755	Marsono, Markus	\$405.50					\$405.50	9/11/2012	Collections	
14368	Tyco Electronics Subsea Co	(\$7,605.72)	(\$7,966.78)				\$361.06	9/28/2015		
14597	Topasna, Juan JP	\$348.98					\$348.98	1/29/2014	Collections	
13696	Lotus Pacifica Trading, In	\$6,067.02	\$773.67	\$1,200.47	\$2,140.24	\$1,647.94	\$304.70	9/25/2015		
14821	Searunner Marine Inc.	\$302.50					\$302.50	8/10/2015		
9638	Asmuyao Community School	\$369.50		\$207.00			\$162.50	9/29/2015		
15040	Tyquengco, Joseph T.	\$162.50					\$162.50	9/1/2015		
11756	V.Angoco's Trucking	\$27.40	(\$63.06)				\$90.46			
15085	Designer's Focus Inc.	\$71.55					\$71.55	8/3/2015		

Account Number	Customer Name	Balance Open	Current	Days Aging			Last Paid Amount	Date	Remarks
				Over 30	Over 60	Over 90			
15103	Collier, Ernest	(\$225.00)	(\$300.00)	\$25.00			\$300.00	8/26/2015	
14907	Taitano, John	(\$671.00)	(\$721.00)				\$600.00	8/26/2015	
12293	Bradford, William W.	\$27.50					\$220.00	9/4/2015	
14852	Able Construction	\$27.46					\$3,425.52	10/1/2015	
14485	Rains, Julian T.	\$260.00		\$137.50	\$72.50	\$25.00	\$225.00	10/1/2015	
9620	Alupang Beach Club	\$247.75	\$222.75				\$655.26	9/30/2015	
14576	Waterfield, Michael	\$25.00					\$102.86	11/4/2014	
14968	Nguyen, Hoa Van	(\$320.00)	(\$345.00)				\$80.00	9/15/2015	
13536	Guam Lucky Strike, Inc./Jo	\$24.35					\$437.50	8/26/2014	
14922	Jack Michael	\$45.00		\$25.00			\$415.00	6/22/2015	
15052	DENOVO VENTURES, LLC	\$20.00					\$650.00	9/4/2015	
14534	Martin, Dwight	\$325.00		\$150.00	\$150.00	\$25.00	\$88,526.21	9/29/2015	
14141	Core Tech International	\$93,660.92		\$93,660.92			\$1,874.25	8/18/2015	
15240	AVANTI MARINE SPORTS	\$3,748.50		\$1,874.25	\$1,874.25		\$1,697.01	10/2/2015	
8475	Sanko Bussan (Guam) Co, Lt	(\$2,634.09)	(\$5,669.38)	\$2,051.81	\$983.48		\$257.04	9/8/2015	
14890	Roberts, Tom	\$153.52		\$128.52	\$25.00		\$1,130.00	6/8/2015	
14923	Shotguns	\$110.00		\$85.00	\$25.00		\$80.00	9/17/2015	
10621	Perez, Thomas L.G.	\$130.00	\$25.00	\$80.00	\$25.00		\$80.00	7/24/2015	
14124	Guam Fire Department	\$25.00		\$25.00			\$240.00	8/18/2015	
13653	Yu, Niko K.	(\$190.00)	(\$240.00)	\$40.00	\$10.00		\$142,627.31	10/1/2015	
14642	Tristar Terminals Guam, In	\$144,966.43	\$22,338.25	\$122,628.18					
13495	BME & Son Inc.	\$6,278.56		\$6,278.56					
11814	J.L. Baker & Sons/COS/LA G	\$1,146.80	(\$45.20)	\$1,192.00			\$650.29	9/17/2015	
14061	AR Sunriser Canteen/Catering	\$634.03		\$634.03			\$530.25	9/4/2015	
9822	Osakana Cruise, Inc./Fish E	(\$214.17)	(\$724.17)	\$510.00			\$368.96	6/18/2015	
13219	SS Neptune, LLC Shuttle	\$368.96		\$368.96			\$4,885.94	5/4/2015	
14809	Department of Homeland Sec	\$267.38		\$267.38			\$245.26	9/15/2015	
14143	Salt Shaker Yacht Charter		(\$245.26)	\$245.26			\$933.05	9/14/2015	
9401	Tasi Tours Inc.	(\$313.05)	(\$423.05)	\$110.00			\$20.25	9/1/2015	
14909	Propacific Builder Corpora	\$121.50	\$20.25	\$101.25			\$40.57	4/15/2013	
15079	McDermott, Brian	\$40.45		\$40.45			\$120.00	6/10/2015	
15205	RIDLON, DANIEL A	\$40.00		\$40.00					
1487	Guam Federation of Teacher	(\$859.00)	(\$859.00)				\$90.44	10/2/2015	
1490	Guam Telephone Authority	\$128.26	\$128.26				\$5.00	10/2/2015	
7341	Ambyth Shipping & Trading	\$261,659.48	\$261,659.48				\$47.68	8/18/2015	
7501	Triple J. Ent., Inc.	(\$57.15)	(\$57.15)				\$1,950.75	9/8/2015	
7763	Guam Dolphin's Marine Sport	\$344.25	\$344.25				\$535.50	9/11/2015	
7886	Guam Transport & Warehouse						\$5,682.00	9/28/2015	
8483	Scuba Company	\$627.75	\$627.75				\$5.00	10/1/2015	
9224	Island Equipment Company	(\$150.86)	(\$150.86)						
9478	Triple B Forwarders						\$17.03	10/2/2015	

Account Number	Customer Name	Balance Open	Current	Days Aging				Last Paid Amount	Date	Remarks
				Over 30	Over 60	Over 90	Over 120			
9540	Unitek Environmental Svcs	(\$500.00)	(\$500.00)							
9697	Camacho, Antonio Frank C.	(\$160.00)	(\$160.00)					\$480.00	1/22/2015	
9742	Duenas, Christopher M.	(\$200.00)	(\$200.00)					\$325.00	8/5/2015	
9777	Eads, John/Guam Lucky Strike	(\$350.00)	(\$350.00)					\$525.00	6/19/2015	
9849	Flores, William A.	(\$200.00)	(\$200.00)					\$600.00	11/21/2014	
10217	Mars, Thomas Z.	(\$310.76)	(\$310.76)					\$137.50	9/29/2015	
10276	McDermott International(Ra	(\$40.48)	(\$40.48)					\$40.48	7/20/2015	
10524	Orcutt, Kenneth D.	(\$137.50)	(\$137.50)					\$275.00	8/12/2015	
10778	Real World Diving	(\$6.83)	(\$6.83)					\$243.00	9/14/2015	
12149	Cargo Express Inc.	(\$572.22)	(\$572.22)							
12335	Liberty, Lawrence D / Sand	(\$137.50)	(\$137.50)					\$412.50	9/29/2015	
12338	Tenbata Guam	(\$6.00)	(\$6.00)					\$50.00	9/9/2015	
12373	Beighley, Jim/Mark Baldyga	(\$200.00)	(\$200.00)					\$25.00	6/1/2015	
12394	Wong, Billy	(\$200.00)	(\$200.00)					\$300.00	9/4/2015	
12397	Cruz, John R.	(\$160.00)	(\$160.00)					\$160.00	8/19/2015	
12408	Marianas Yacht Club	(\$200.00)	(\$200.00)					\$100.00	2/16/2015	
12511	Hanson Permanente Cement o	(\$278,648.66)	(\$278,648.66)					\$172,000.00	3/4/2015	
12851	Eric Bell	(\$200.00)	(\$200.00)					\$600.00	2/04/2015	
13030	South Pacific Petroleum Co	(\$29,848.06)	(\$29,848.06)					\$829.47	10/2/2015	
13089	Guam Fisherman's Cooperating	(\$250.00)	(\$250.00)					\$600.00	1/28/2015	
13108	Turner David									
13131	Coral Dive/DIVE GUAM INC	(\$250.00)	(\$250.00)					\$137.50	9/15/2015	
13182	MARIANAS CREDIT BUREAU	(\$75.00)	(\$75.00)					\$250.00	8/4/2015	
13190	GENTLY BLUE DIVING SHOP	(\$7.73)	(\$7.73)					\$75.00	7/28/2015	
13191	Aguon, Paul SN.	(\$208.35)	(\$208.35)					\$1,500.00	7/16/2015	
13545	Perez, Vincent T./Vern Per	(\$200.00)	(\$200.00)					\$100.00	7/16/2015	
13777	Suncare Distributors	(\$158.98)	(\$158.98)					\$600.00	1/8/2015	
13935	D.S.Y. Corporation	(\$45.00)	(\$45.00)					\$79.49	9/16/2015	
14122	Global Recycling Center	(\$85.56)	(\$85.56)					\$47.68	9/29/2015	
14150	PIER, KENNETH	(\$275.00)	(\$275.00)					\$1,912.30	10/2/2015	
14210	Kaneshiro, Roger J., D.D.S	(\$320.00)	(\$320.00)					\$275.00	8/21/2015	
14258	Island Wines & Spirits Distributors							\$960.00	1/16/2015	
14290	DGX	(\$471.08)	(\$471.08)					\$548.37	8/24/2015	
14409	Robinson, Merle Ann	(\$48.00)	(\$48.00)					\$23.85	9/30/2015	
14431	Quinata, Carlos/Amber Heri	\$25.00	\$25.00					\$144.00	7/16/2015	
14436	John C. Aguon/Myung J. Par	(\$150.00)	(\$150.00)					\$275.00	9/24/2015	
14503	Fox, Norman	(\$69.17)	(\$69.17)					\$375.00	8/28/2015	
14533	Brochon, Michael	(\$120.00)	(\$120.00)					\$412.50	9/14/2015	
14535	Young, Dione & Jerry	(\$275.00)	(\$275.00)					\$280.00	8/21/2015	
14537	Fredrick, Bruce & Dianne	(\$25.00)	(\$25.00)					\$150.00	10/1/2015	
14570	Terlaje, Glenn	(\$275.00)	(\$275.00)					\$287.50	9/16/2015	
								\$275.00	8/28/2015	

Account Number	Customer Name	Balance Open	Current	Days Aging			Last Paid Amount	Date	Remarks	
				Over:30	Over:60	Over:90				
14582	Packbier, Paul E.R./PCR Gu	(\$400.00)	(\$400.00)				\$600.00	7/22/2015		
14623	Cocos Island Resort						\$889.29	8/18/2015		
14656	Pangelinan, Enrique	(\$50.00)	(\$50.00)				\$50.00	9/30/2015		
14658	Phillip, Vincer	(\$25.00)	(\$25.00)				\$138.00	9/28/2015		
14764	San Jose Investments, LLC	(\$0.20)	(\$0.20)				\$75.44	12/13/2013		
14776	MARAD	(\$169.45)	(\$169.45)				\$34,271.66	11/30/2011		
14791	Fong, Francis L	(\$145.28)	(\$145.28)				\$400.00	6/24/2015		
14817	Morgan, David P.	(\$68.75)	(\$68.75)				\$137.50	8/4/2014		
14861	Taisacan, Nicholas						\$1,109.02	8/18/2015		
14911	Royal Cargo Guam, LLC	(\$95.36)	(\$95.36)				\$95.36	11/21/2014		
14958	DK Pacific Guam, LLC	(\$0.06)	(\$0.06)							
15031	Asia Pacific Wholesalers						\$119.25	8/24/2015		
15088	Shida, Paul H.	(\$70.00)	(\$70.00)				\$280.00	8/19/2015		
15099	Williams, Michael E.	(\$125.47)	(\$125.47)				\$150.00	8/3/2015		
15120	Aguon, Paul S.N.	(\$191.30)	(\$191.30)				\$200.00	9/30/2015		
15142	Allied Builders & Construction	(\$27.46)	(\$27.46)				\$27.46	8/14/2015		
15152	SUNNY SIDE UP GUAM INC.	(\$302.50)	(\$302.50)				\$907.50	8/31/2015		
15166	Jenkins, David	(\$125.00)	(\$125.00)				\$125.00	7/3/2014		
15171	Lets Dive Guam	(\$1,500.00)	(\$1,500.00)				\$1,500.00	7/20/2015		
15242	Ames, Todd	(\$375.00)	(\$375.00)				\$220.00	8/31/2015		
15248	OJIMA, MAX HIDEO	(\$150.00)	(\$150.00)				\$150.00	9/23/2015		
15259	Cruz, Jerel	(\$160.00)	(\$160.00)				\$720.00	2/20/2015		
15290	Murrell, Robert Dan	(\$200.00)	(\$200.00)				\$500.00	2/27/2015		
15302	MICRONESIAN RENEWABLE ENER	(\$190.72)	(\$190.72)				\$190.72	6/16/2015		
15304	GGH Guam LLC						\$47.20	6/19/2015		
15316	JC RENTALS GUAM	(\$408.00)	(\$408.00)				\$408.00	8/12/2015		
15320	Department of Veterans Affair	(\$186.59)	(\$186.59)				\$186.59	8/28/2015		
Totals:				\$8,183,393.33	\$5,275,330.63	\$178,497.89	\$1,055,482.23	\$147,484.36	\$1,526,598.22	

Supplier	Supplier Name	Phone	Co	Balance Open	Current	61	90	91	120	Aging	121	Over
13703	JEB Modern Tech	6460588	00050	1141.00	1141.00							0
13982	JOHNSTONE SUPPLY	6490581	00050	435.00	435.00							0
15177	Kenneth, Timothy		00050	50.00	50.00							0
11888	Kings Auto Parts	671 4728142/3JOEO	00050	2776.90	2776.90							0
9334	L&S Supply	800 3560783	00050	15906.00	15906.00							0
13333	L&S Supply	671 2372565	00050	11.00	11.00							0
11923	Marine Technical		00050	26994.76	26994.76							0
11923	Marine Technical		00050	358002.08	358002.08							0
11923	Marine Technical		00050	595.36	595.36							0
11923	Marine Technical		00050	222.36	222.36							0
10258	Macpac Far East	671 4325920/5169/	00050	1326.36	1326.36							0
13950	MARIAS GARMENT	671 4819477FRANK	00050	320.00	320.00							0
15102	MORPHOTRUST USA	202 8881248 (CAROL	00050	250.00	250.00							0
10320	NAPA Auto Parts	671 2972442/7141/	00050	354.78	354.78							0
10320	NAPA Auto Parts	671 2972442/7141/	00050	714.78	714.78							0
14755	National Trading	671 4668113 (EMILY	00050	3355.00	3355.00							0
10392	Orbital Trading	671 4668113 (EMILY	00050	1222.50	1222.50							0
10392	Orbital Trading	671 4668113 (MYL	00050	399.80	399.80							0
15124	OXADPE of the Att	671 9296728	00050	12137.13	12137.13							12957.13
15124	OXADPE of the Att	671 9296728	00050	137.50	137.50							137.50
11811	Pacific Daily New	671 4721728 (FAEX2	00050	39.55	39.55							70.94
10516	Pacific Daily New	671 4721728	00050	5768.59	5768.59							0
11106	Pacific Data Svc	671 4942627/78	00050	593.23	593.23							0
13506	Pacific Human Res	671 4362596	00050	7592.60	7592.60							0
14811	Pacific Wash Svc	671 4772323	00050	200827.44	200827.44							0
14811	Phillips and Build	671 4772323	00050	173669.25	173669.25							0
14909	Propacific Build	671 4772323	00050	1415.00	1415.00							0
14724	Propacific Build	671 4772323	00050	3513.94	3513.94							0
14724	Propacific Build	671 4772323	00050	1244.25	1244.25							0
17521	Prolective Utilities	671 4772323	00050	2470.00	2470.00							0
17521	Prolective Utilities	671 4772323	00050	204.00	204.00							0
11174	RANGELIN, FELIX	671 4772323/X333,	00050	19953.85	19953.85							300.00
12114	REF GARCIA, LLC, D	671 4492687	00050	2470.00	2470.00							0
12814	Rainbow Paints, SH	671 4492687	00050	19953.85	19953.85							0
13242	Reaction Supply C	671 4725851	00050	200.00	200.00							0
14908	Sam Luk Corporati	671 4460435	00050	53.60	53.60							0
14908	School Essentials	671 4460435	00050	650.00	650.00							0
14908	Securesafe Soluti	671 4460435	00050	48367.97	48367.97							0
13057	South Pacific Pet	671 4728511 (OPERA	00050	650.00	650.00							0
11155	SPEDC W/ARCHIVE	671 4728511 (BERNI	00050	50.00	50.00							0
11155	SPEDC W/ARCHIVE	671 4728511 (332,3	00050	336.00	336.00							0
11155	STANTOS, RAYMOND	671 4772323/X409	00050	318.25	318.25							0
14824	STANTOS, RAYMOND	671 4772323	00050	236.50	236.50							0
13477	THE T Factory, Inc	671 4728231	00050	17355.87	17355.87							0
13477	THE T Factory, Inc	671 4728231	00050	486.12	486.12							0
11903	Travel Bag, of Guam	671 5652300	00050	17355.87	17355.87							0
14692	Triabur Termina	671 4281233 (CHRIS	00050	486.12	486.12							0
11915	Tring Brothers Co	671 4281233	00050	17355.87	17355.87							0
12542	United Fire	671 4281233	00050	17355.87	17355.87							0
11952	United Environmen	671 5653151 (LEROY	00050	5700.00	5700.00							0
11952	United Environmen	671 5653151 (LEROY	00050	5700.00	5700.00							0
11952	Workers Compensation	671 5653151 (LEROY	00050	2630.00	2630.00							0
17253	Xerox Corporation	671 4779456/9495	00050	6024.93	6024.93							0

00050 Port Authority of Guam 1519414.33 1370938.83 148475.50

Grand Total 1519414.33 1370938.83 148475.50

PORT AUTHORITY OF GUAM

Crane Surcharge					9.50%	BOG 0101-330971 50.1122.BOGCRANE	
60.5851					Sinking	Bank Bal.	
Date	Description	Amount	Balance	Remarks	Fund	Amount	Date
9/30/2014	Balance Forwarded		138,742.37		955,383.58	965,546.40	
10/20/2014	Loan Payment	(101,426.79)	37,315.58				
10/1/2014	Pola Insurance Prem	(260,000.00)	(222,684.42)			29,742.00	10/1/2014
10/31/2014	Revenues	545,188.55	322,504.13		51,792.91	57,561.31	10/7/2014
10/31/2014	Depreciation	(66,666.67)	255,837.46			110.29	10/31/2014
10/31/2014	Pola 14 Exp 70.8390	(7,330.63)	248,506.83				
	Pola 16 Exp 70.8391	\$ 13,106.09	261,612.92				
	Pola 17 Exp 70.8392	\$ 13,365.48	274,978.40				
	Gantry 3	\$ (17,710.18)	257,268.22				
10/31/2014	Reserve	\$ (51,792.91)	205,475.31				
10/31/2014	PMC	\$ (78,460.00)	127,015.31				
11/20/2014	Loan Payment	(101,426.79)	25,588.52				
11/30/2014	Revenues	454,495.27	480,083.79		43,177.05		
11/30/2014	Depreciation	(66,666.67)	413,417.12			19,240.00	11/6/2014
11/30/2014	Pola 14 Exp 70.8390	(30,732.71)	382,684.41			31586.72	11/13/2014
	Pola 16 Exp 70.8391	(37,226.22)	345,458.19			29,742.00	11/21/2014
	Pola 17 Exp 70.8392	(37,085.09)	308,373.10				
	Gantry 3	(12,937.50)	295,435.60				
11/30/2014	Reserve	(43,177.05)	252,258.55			112.31	11/30/2014
11/30/2014	PMC	(78,460.00)	173,798.55				
12/20/2014	Loan Payment	(101,426.79)	72,371.76				
12/31/2014	Revenues	\$ 443,373.51	515,745.27		42,120.48		
12/31/2014	Depreciation	(66,666.67)	449,078.60				
12/31/2014	Pola 14 Exp 70.8390	\$ (12,506.22)	436,572.38				
	Pola 16 Exp 70.8391	(15,780.36)	420,792.02				
	Pola 17 Exp 70.8392	\$ (17,451.60)	403,340.42			26,934.47	12/10/2014
	Gantry 3	\$ (9,600.20)	393,740.22			122.29	12/31/2014
12/31/2014	Reserve	\$ (42,120.48)	351,619.74				
12/31/2014	PMC	\$ (78,460.00)	273,159.74				
1/20/2015	Loan Payment	(101,426.79)	171,732.95				
1/31/2015	Revenues	\$ 492,104.40	663,837.35		\$ 46,749.92		
1/31/2015	Depreciation	(66,666.67)	597,170.68				
1/31/2015	Pola 14 Exp 70.8390	(13,889.62)	583,281.06				
1/31/2015	Pola 16 Exp 70.8391	(17,242.62)	566,038.44			123.22	1/31/2015
1/31/2015	Pola 17 Exp 70.8392	\$ (17,888.47)	548,149.97				
	Gantry 3	-	548,149.97				
	Reserve	(46,749.92)	501,400.05				
1/31/2015	PMC	\$ (78,460.00)	422,940.05				
1/31/2015	50.1621.PARTS	\$ (22,875.00)	400,065.05				
2/20/2015	Loan Payment	(101,426.79)	298,638.26				
2/28/2015	Revenues	\$ 363,462.38	662,100.64		\$ 34,528.93		
2/28/2015	Depreciation	(66,666.67)	595,433.97				
	Pola 14 Exp 70.8390	\$ (14,570.75)	580,863.22			20,984.06	2/9/2015

PORT AUTHORITY OF GUAM

Crane Surcharge					9.50%	BOG 0101-330971 50.1122.BOGCRANE	
60.5851					Sinking	Bank Bal.	
Date	Description	Amount	Balance	Remarks	Fund	Amount	Date
2/28/2015	Pola 16 Exp 70.8391	\$ (15,529.96)	565,333.26			26,607.94	2/23/2015
	Pola 17 Exp 70.8392	\$ (15,641.91)	549,691.35			113.13	2/28/2015
	Gantry 3	(35,063.50)	514,627.85				
2/28/2015	Reserve	\$ (34,528.93)	480,098.92				
2/28/2015	PMC	\$ (78,460.00)	401,638.92				
3/20/2015	Loan Payment	(101,426.79)	300,212.13				
3/31/2015	Revenues	\$ 498,751.09	798,963.22				
3/31/2015	Depreciation	(66,666.67)	732,296.55				
3/31/2015	Pola 14 Exp 70.8390	(98,800.04)	633,496.51				
	Pola 16 Exp 70.8391	\$ (72,098.58)	561,397.93				
	Pola 17 Exp 70.8392	\$ (75,546.16)	485,851.77				
	Gantry 3	\$ -	485,851.77			29,742.00	3/20/2015
3/31/2015	Reserve	\$ (47,381.35)	438,470.42		\$ 47,381.35		
3/31/2015	PMC	\$ (78,460.00)	360,010.42			129.22	3/31/2015
	Oct & Nov GRT	\$ (10,358.85)	349,651.57				
4/20/2015	Loan Payment	(101,426.79)	248,224.78				
4/30/2015	Revenues	\$ 458,218.58	706,443.36				
4/30/2015	Depreciation	(66,666.67)	639,776.69				
4/30/2015	Pola 14 Exp 70.8390	\$ (5,370.38)	634,406.31				
	Pola 16 Exp 70.8391	(15,784.93)	618,621.38				
	Pola 17 Exp 70.8392	(27,567.63)	591,053.75			27,359.15	4/28/2015
	Gantry 3	-	591,053.75			127.42	4/30/2015
4/30/2015	PMC	\$ (81,149.03)	509,904.72				
4/30/2015	Reserve	(43,530.77)	466,373.96		\$ 43,530.77		
5/20/2015	Loan Payment	(101,426.79)	364,947.17				
5/31/2015	Revenues	537,881.53	902,828.70				
	Depreciation	\$ (66,666.67)	836,162.03				
5/31/2015	Pola 14 Exp 70.8390	\$ -	836,162.03				
	Pola 16 Exp 70.8391	\$ (8,424.47)	827,737.56				
	Pola 17 Exp 70.8392	\$ (7,305.72)	820,431.84				
	Gantry 3	-	820,431.84				
5/31/2015	PMC	(99,350.29)	721,081.55			134.39	5/31/2015
5/31/2015	Reserve	(51,098.75)	669,982.80		51,098.75		
5/31/2015	PMC Accrual	(28,417.78)	641,565.02				
6/20/2015	Loan Payment	(101,426.79)	540,138.23				
6/30/2015	Revenues	492,412.17	1,032,550.40				
6/30/2015	Depreciation	\$ (66,666.67)	965,883.73				
6/30/2015	Pola 14 Exp 70.8390	(28,406.83)	937,476.90				
	Pola 16 Exp 70.8391	(28,033.32)	909,443.58				
	Pola 17 Exp 70.8392	(26,565.00)	882,878.58				
	Gantry 3	-	882,878.58				
6/30/2015	PMC Accrual	(250,790.58)	632,088.00				
6/30/2015	Reserve	(46,779.16)	585,308.84		46,779.16	15,037.02	6/26/2015

PORT AUTHORITY OF GUAM

Crane Surcharge					9.50%	BOG 0101-330971 50.1122.BOGCRANE	
60.5851					Sinking	Bank Bal.	
Date	Description	Amount	Balance	Remarks	Fund	Amount	Date
6/1/2015	Reverse Accrual	28,417.78	613,726.62			130.17	6/30/2015
6/30/2015	PMC	(63,914.22)	549,812.40				
7/20/2015	Loan Payment	(101,426.79)	448,385.61				
7/31/2015	Revenues	537,847.62	986,233.23			13,218.09	7/17/2015
7/31/2015	Depreciation	\$ (66,666.67)	919,566.56			21,873.66	7/24/2015
7/31/2015	Pola 14 Exp 70.8390	(35,903.26)	883,663.30			136.93	7/31/2015
	Pola 16 Exp 70.8391	(11,945.53)	871,717.77			15,773.84	7/31/2015
	Pola 17 Exp 70.8392	(20,570.52)	851,147.25				
	Gantry 3	(46,164.80)	804,982.45				
7/31/2015	Reserve	(51,095.52)	753,886.93		51,095.52		
7/31/2015	PMC	(139,654.86)	614,232.07				
7/1/2015	Reverse Accrual	250,790.58	865,022.65				
8/20/2015	Loan Payment	(101,426.79)	763,595.86			87,828.89	8/19/2015
8/31/2015	Revenues	514,761.08	1,278,356.94			144.93	8/31/2015
8/31/2015	Depreciation	\$ (66,666.67)	1,211,690.27			13,711.94	8/31/2015
8/31/2015	Pola 14 Exp 70.8390	(77,432.42)	1,134,257.85				
	Pola 16 Exp 70.8391	(57,899.63)	1,076,358.22				
	Pola 17 Exp 70.8392	(54,263.79)	1,022,094.43				
	Gantry 3	(25,331.34)	996,763.09				
	Reserve	(48,902.30)	947,860.79		48,902.30		
	PMC	\$ (154,175.90)	793,684.89				
			793,684.89				
					\$ 1,462,540.72	\$ 1,433,873.79	

PORT AUTHORITY OF GUAM

Facility Maintenance Fee Ledger						50.1122.BOGFM	
60.5841						BOG	
Date	Description	Debit	Credit	Balance	Remarks	Balance	Date
				-		1,343.72	10/18/2012
10/31/2012	Revenues	128,054.41		128,054.41			
11/30/2012	Revenues	136,714.49		264,768.90		17,571.41	3/18/2013
12/31/2012	Revenues	135,134.97		399,903.87		16,017.96	3/28/2013
1/31/2013	Revenues	83,474.01		483,377.88		50,000.00	4/2/2013
2/28/2013	Revenues	134,963.11		618,340.99		55,181.02	4/5/2013
3/31/2013	Revenues	106,297.86		724,638.85		15,000.00	4/10/2013
4/30/2013	Revenues	101,044.38		825,683.23		87,504.18	4/15/2013
5/31/2013	Revenues	133,634.87		959,318.10		350,000.00	4/19/2013
6/14/2013	LC4 Cable Replacement (DCK Pacific)		78,000.00	881,318.10	Completed	18,650.26	4/30/2013
6/30/2013	Revenues	111,439.34		992,757.44		107,264.52	5/8/2013
7/31/2013	Revenues	131,824.10		1,124,581.54		11,818.72	6/27/2013
7/31/2013	Container Yard Stripping		235,000.00	889,581.54	Awarded	5,112.15	7/3/2013
7/31/2013	F5/6 Concrete Pole Light Upgrade Doc		280,316.10	609,265.44	Awarded	37,942.64	7/10/2013
7/31/2013	High Tower Renovation		25,000.00	584,265.44		94,264.19	7/12/2013
7/31/2013	Lower Tower Renovation		65,000.00	519,265.44		11,388.23	7/24/2013
7/31/2013	Warehouse 1, Bay 2 & 3 removal/repair		75,500.00	443,765.44	Completed		
	Terminal Relocation		10,000.00	433,765.44		106,434.24	7/30/2013
8/31/2013	Revenues	110,602.88		544,368.32			
8/31/2013	Lower Tower 2nd Floor Renovation		53,000.00	491,368.32			
	Hotel Wharf		537,000.00	(45,631.68)	Completed	19,950.41	8/2/2013
9/30/2013	Revenues	104,197.42		58,565.74		58,758.05	8/13/2013
10/31/2013	Revenues	131,158.87		189,724.61		106,361.97	9/3/2013
11/30/2013	Revenues	104,937.30		294,661.91		17,677.97	9/25/2013
12/31/2013	Revenues	111,418.07		406,079.98		25,695.93	9/30/2013
1/3/2014	F-6 Bollard Repair		17,670.72	388,409.26	Completed	99.78	12/31/2013
1/3/2014	Spalling - CFS		221,000.00	167,409.26	Awarded	39,420.19	1/9/2014
1/3/2014	Hatch Covers-CFS		12,000.00	155,409.26		260.76	1/31/2014
	Other Small Projects		2,516.00	152,893.26			
1/31/2014	Revenues	125,865.40		278,758.66			
2/17/2014	F2/F3 West Gate		5,000.00	273,758.66			
2/28/2014	Revenues	88,709.38		362,468.04		120.22	2/28/2014
2/26/2014	Underground Power lines LC3, CFS & H		90,000.00	272,468.04			
3/31/2014	Revenues	111,424.72		383,892.76		77,786.35	
4/30/2014	Revenues	137,520.07		521,412.83		140.04	
5/28/2014	Lower/Higher Tower Addtl funding		205,000.00	316,412.83		136.83	4/30/2014
5/31/2014	Revenues	146,890.26		463,303.09		29,306.63	5/19/2014
6/30/2014	Revenues	120,442.35		583,745.44		142.61	5/31/2014
7/31/2014	LC-4 Primary Metering Cubicle Repair		71,882.26	511,863.18		139.87	6/30/2014
7/31/2014	Revenues	125,194.43		637,057.61		144.54	7/31/2014
8/31/2014	Revenues	134,596.45		771,654.06		144.56	8/31/2014
9/30/2014	Revenues	119,591.35		891,245.41		139.91	9/30/2014
10/31/2014	Revenues	143,860.66		1,035,106.07		144.59	
10/17/2014	A/E Srvs for Wheel Stopper, Storm Drain		300,000.00	735,106.07			
	Concrete Storm Drain Channel System		600,000.00	135,106.07			
	Cathodic Services		10,000.00	125,106.07			
	CY Water Line Valves		50,000.00	75,106.07			
	CY Asphalt Pavement Repairs		50,000.00	25,106.07			
11/30/2014	Revenues	133,433.07		158,539.14		1,874.25	11/26/2014
12/15/2014	Cntr offices & parts storage for crane r		26,850.00	131,689.14			
12/31/2014	Revenues	120,992.72		252,681.86		139.94	11/30/2014
1/30/2015	EQMR Cable Replacement		46,305.90	206,375.96		128.52	12/19/2014
1/30/2015	F6 Cleats		25,000.00	181,375.96		144.82	12/31/2014
1/30/2015	CFS change order addtl spalling		33,916.25	147,459.71			
1/30/2015	Installation of Generators		50,000.00	97,459.71			
1/31/2015	Revenues	130,566.70		228,026.41		1,000,230.46	1/31/2015
2/20/2015	Hotel Wharf Pull test		50,000.00	178,026.41		226.74	2/28/2015
2/28/2015	Revenues	109,446.82		287,473.23			
10/17/2014	Other Small Misc. Projects		158,228.85	129,244.38			
3/31/2015	Revenues	138,020.27		267,264.65		251.06	3/31/2015
4/30/2015	Revenues	117,407.92		384,672.57		242.98	4/30/2015
4/15/2015	Fleet Maint Shelter Canopy		96,055.00	288,617.57			
5/31/2015	Revenues	142,379.04		430,996.61		251.11	5/31/2015
6/30/2015	Revenues	127,041.65		558,038.26		243.04	6/30/2015
7/31/2015	Revenues	152,100.08		710,138.34		1662.07	6/29/2015
8/31/2015	Revenues	123,045.22		833,183.56		251.34	7/31/2015
						251.37	8/31/2015
						2,367,992.15	

FEDERAL GRANT/LOANS & LOCAL FUNDING PROGRAMS
FY2015 Port Modernization Plan
Grant Strategy - Monthly Update

October 2, 2015

Summary Sheet of Funding/Financing

	On-hand	Expenditures	Remaining Balance	NOTES
Port Modernization				
Modernization	\$ 52,600,000.00	\$ 48,854,655.17	\$ 3,745,344.83	\$48.5M Port Enterprise Fund
Security	\$ 7,588,296.00	\$ 5,465,863.13	\$ 1,626,535.87	
Marinas	\$ 1,261,728.00	\$ 961,806.17	\$ 299,921.83	
Port Police	\$ 51,662.00	\$ 10,767.91	\$ 40,894.09	
Grand Totals:	\$ 61,501,686.00	\$ 55,293,092.38	\$ 5,712,696.62	

Applications/Approved Pending

		NOTES
TIGER 7	\$ 21,556,741.00	USDOT H-Wharf
WHSE 1 Hardening Project	\$ 75,629.00	USDHS FEMA
PAG Facilities Hardening Project	\$ 571,628.64	USDHS FEMA
Grand Totals:	\$ 22,203,998.64	

PORT AUTHORITY OF GUAM - FEDERAL GRANT FUNDING PROGRAMS
Friday, October 02, 2015

Port Modernization

ITEM	GRANT #	PROJECT NAME	Federal or Local Agency	Notice to Proceed	% Completed	Award Date / End Date	Award Amount	Draw Down Submitted	Remaining Balance	STATUS:
FY2010-01	Port Enterprise Fund	Guam Commercial Port Improvement Program	DoD to DOT Maritime Administration Agency (MARAD)	09/22/10	95.1%	9/22/2010 - 9/22/2015	\$ 48,500,000.00	\$ 46,134,655.17	\$ 2,365,344.83	Transferred to the Port Enterprise Fund on 09/22/2010; As of 3/31/2015 Dashboard Total Transferred to Project \$50M; Total for Contracts \$48.5M; Total for MARAD Admin \$1.5M; EA Engineering \$45,206,655.17; Pending Contract Obligations \$928,000.00 Version: 3/31/2015 PAG Financial Dashboard
FY2010-03	GR0706-10-10	Project Controls and Program Accountability Services	Office of Economic Adjustment (OEA) DoD	10/01/10	100.0%	10/1/2010 - 9/30/2012 Extension approved 9/30/2013 Extension approved 11/30/2014	\$ 750,000.00	\$ 750,000.00	\$ -	PAG has been reimbursed the full grant amount. Awaiting grant close out documents.
FY 2011-01	GR0706-11-12	Owner's Agent Engineer Support Services	Office of Economic Adjustment (OEA) DoD	04/01/11	100.0%	4/01/2011 - 3/31/2012 Extension approved - 01/31/2014 Extension approved - 11/30/2014	\$ 1,970,000.00	\$ 1,970,000.00	\$ -	PAG has been reimbursed the full grant amount. Awaiting grant close out documents.
FY 2015-02	GR0706-15-21	Owner's Agent Engineer Support Services	Office of Economic Adjustment (OEA) DoD			01/01/2015 - 12/31/2016	\$ 1,380,000.00	\$ -	\$ 1,380,000.00	Owner's Agent/Engineer PB conducted their kick-off meetings during the week of Sept. 15th -18th.
GRAND TOTAL GRANTS FOR MODERNIZATION:							\$ 52,600,000.00	\$ 48,854,655.17	\$ 3,745,344.83	

SECURITY

ITEM	GRANT #	PROJECT NAME	Federal or Local Agency	Notice to Proceed	% Completed	Award Date / End Date	Award Amount	Draw Down Submitted	Remaining Balance	STATUS:
FY2009-03	2009-PU-T9-0043	U3: Communication Duct bank Work (formerly Radar/Intrusion Detection System)	PSGP	03/01/10	100.0%	2/2009 12/31/2013	\$ 600,832.50	\$ 600,832.50	\$ 0	Project Completed
FY2009-04	2009-PU-R1-0164	Renovation/Upgrade of Existing Port Police Building to Serve as the PAG's Maritime and Port Security Operations Center	President's ARRA Supplemental PSGP	04/12/10	99.1%	09/2009 05/31/13	\$ 910,593.50	\$ 902,156.94	\$ 8,436.56	Project Completed
FY2010-01	2010-PU-TD-0080	U1: Command and Control Integration of CCTV Security Surveillance, Access Control/Secured Credentialing, Radar Intrusion/Detection, and TWIC Readers Systems	PSGP	02/10/11	99.9%	06/01/10 05/31/2014	\$ 2,257,500.00	\$ 2,254,805.74	\$ 2,694.26	Project Completed
FY2011-01	EMW-2011-PU-00200-501	U1: Upgrade of Emergency Back-up Generators to Support Maritime and Port Security Management and Operations	PSGP	09/01/11	73.4%	09/01/2011 08/31/2014	\$ 867,141.00	\$ 636,858.57	\$ 230,282.43	Generator installation at LC1, LC2, and LC4 are completed. Work at LC3 is 85% complete. Start up, load bank testing, and commissioning have been scheduled for Oct. 4th. Expected completion of project is November 2015.
GRAND TOTAL GRANTS FOR SECURITY:							\$ 2,868,976.00	\$ 2,163,848.01	\$ 705,127.99	

SECURITY (cont.)

ITEM	GRANT #	PROJECT NAME	Federal or Local Agency	Notice to Proceed	% Completed	Award Date / End Date	Award Amount	Draw Down Submitted	Remaining Balance	STATUS:
FY2011-02	EMW-2011-PU-00200-501	IJ2: Mobile Cargo and Vehicle CBRNE Detection and Screening System	P5GP	09/01/11	64.7%	09/01/2011 - 08/31/2014	\$ 1,525,790.00	\$ 987,304.00	\$ 538,486.00	Backscatter X-ray Van continues to be used by Customs. Balance of FY2011 funding has been re-programmed to purchase 4 SUV Port Police vehicles. Planning and GSA has coordinated the completion of this procurement. A purchase order has been issued to FED GSA Auto Choice with a delivery period of 150 days.
FY2013	EMW-2013-PU-00206	CMU Wall & Heavy Duty Chain Link Security Fencing	FEMA Port Security Grant Program	Notification of Award Issued 8/24/2013 by DHS Preparedness Grant Program Announcement	18.2%	8/24/2013 - 8/24/2015	\$ 461,712.00	\$ 84,205.38	\$ 377,506.62	Project completion in October 2015.
FY2014		Upgrade and Refurbishment of Safe Boat Acquired from the US Coast Guard Sector Guam	FEMA Port Security Grant Program	Waiting on USDHS/FEMA grant award documents	0.0%		\$ 311,330.00	\$ -	\$ 311,330.00	Safe Boat parts have been purchased by Pacific Composites. Both boats are scheduled to be dropped off to vendor during the first week of October 2015.
FY2014		Enhancement of the PAG's Critical Infrastructure Cyber Security	FEMA Port Security Grant Program	Waiting on USDHS/FEMA grant award documents	0.0%		\$ 157,500.00	\$ -	\$ 157,500.00	Planning and IT have communicated with Mr. Deron McElroy of USDHS Office of Cyber Security & Communications in San Francisco to initiate an Infrastructure Vulnerabilities Assessment for the Port. Ongoing communication to determine additional assessments is conducted by IT and USDHS.
FY2015	EMW-2015-PU-00261	Maintenance and Sustainment Contract for the Port Command Center Port-Wide CCTV and Access Control Systems	FEMA Port Security Grant Program	30-Sep-15	0.0%	09/01/2015 - 08/31/2018	\$ 178,070.00	\$ -	\$ 178,070.00	Award documents were received on 09/11/2015. The FEMA-required Environmental & Historical Preservation Review has been waived for this project and funds have been released to be used.
FY2015	EMW-2015-PU-00261	Upgrade and Refurbishment of Existing Damaged Security Light Poles and Fixtures at Strategic Port Locations	FEMA Port Security Grant Program	30-Sep-15	0.0%	09/01/2015 - 08/31/2018	\$ 317,827.00	\$ -	\$ 317,827.00	EHP Review packet has been submitted to FEMA and awaiting approval. Upon FEMA's review and concurrence, funding will be released for Port use and initiation of the project.
GRAND TOTAL FOR SECURITY:							\$ 7,588,296.00	\$ 5,465,863.13	\$ 1,626,535.87	39.7%

I. MARINAS

ITEM	GRANT #	PROJECT NAME	Federal or Local Agency	Notice to Proceed	% Completed	Award Date / End Date	Award Amount	Draw Down Submitted	Remaining Balance	STATUS:
FY2014-01	D14AP00020 / Guam-CIP-2014-1	Agpt Marine Dock "C" & "D" Repairs	Department of Interior Office of Insular Affairs (DOI/OIA)	03/20/15	100.0%	10/1/2013 - 9/30/2018	\$ 939,484.00	\$ 939,484.00	\$ -	Total Project Cost: \$1,591,208; Project completed May 14, 2015. PAE reimbursement \$278,663.48 on 8/27/15. GRANT CLOSED
FY2014-02	F13AP01023	Harbor of Refuge A/E Design & Environmental Studies - Phase I	DOI/F&WS/Dept. of Ag/DAWR	07/01/14	20.2%	10/1/2013 - 9/30/2015	\$ 95,000.00	\$ 19,177.70	\$ 75,822.30	PAG Sub-grantee through DOAg. PAG Cost Share \$25,000; Total Project Cost \$120,000; Environmental Assessment completed. A/E Design & Environmental Assessment completed. Contractor approved to obtain US Army Corps of Engineers Permit & Federal Coastal Zone Letter.

MARINAS (cont.)

ITEM	GRANT #	PROJECT NAME	Federal or Local Agency	Notice to Proceed	% Completed	Award Date / End Date	Award Amount	Draw Down Submitted	Remaining Balance	STATUS:
FY2014-03	F14AP00191	Renovation of the Guam Harbor of Refuge Phase II - A/E Design, Repairs to Mooring, Acquisition of Pumpout System & Shelter/Housing	DOI/FAWS/DOAg DAWR	03/31/14	0.0%	10/26/2013 - 9/30/2016	\$ 86,181.00	\$	\$ 86,181.00	PAG Sub-grantee through DOAg, PAG Cost Share \$23,750; Total Project Cost: \$109,931; Draft SOW under Development for Acquisition of Portable Pumpout System & Shelter at Harbor of Refuge.
FY2014-04	F14AP00130	Renovations of Existing Pump-outs at Marinas	DOI/FAWS/Dept. of Ag/DAWR	02/18/14	5.1%	6/10/2013 - 9/30/2014 *Extension approved until 9/30/2016	\$ 61,063.00	\$ 3,144.47	\$ 57,918.53	PAG Sub-grantee through DOAg; MOU approved; One (1) Year No Cost Extension approved by USWFS; Bid Awarded to ProPacific Builders, Inc. for \$78,800 (Note: Difference of \$9,118.53 is funded by PAG). NTP issued September 2015. Contractor completed 65% Design.
FY2014-05	F10AF00014	Agat Small Boat Marina 1/Concrete Catwalk Repair	DOI F&W/Sport Fishing Program/Dept. of Ag/DAWR	Refer to Status column	0.0%	11/17/2014 - 9/30/2015 *Extension approved until 9/30/2016	\$ 80,000.00	\$	\$ 80,000.00	PAG Sub-grantee through DOAg; Awarded to ProPacific Builders, Inc. NTP issued September 2015. Contractor completed 65% Design.
GRAND TOTAL FOR MARINAS:							\$ 1,261,728.00	\$ 961,806.17	\$ 299,921.83	

% Performance 0.0%

1. Port Police - Highway Safety

ITEM	GRANT #	PROJECT NAME	Federal or Local Agency	Authorization to Proceed	% Completed	Award Date / End Date	Award Amount	Draw Down Submitted	Remaining Balance	STATUS:
FY2015-01	PT15-03-03PAG	Port Police Division - Section 402 Highway Safety/Equipment	Department of Public Works/Office of Highway Safety	04/21/15	\$	10/2/2014 - 9/2/2015	\$ 26,812.00	\$ 10,767.80	\$ 16,044.09	PAG Sub-Grantee through OHS; Agreement approved on 10/2/2014. Email report submitted to OHS, 10/2/2015
FY2016-01	PT16-03-03PPD	Port Police - Section 402 Highway Safety Funds - Operation Adal He Hao (Watch Out!)	Department of Public Works/Office of Highway Safety	Pending ATP	\$	10/1/2014 - 9/30/2016	\$ 24,850.00	\$	\$ 24,850.00	Pending ATP as of 8/25/2015
GRAND TOTAL							\$ 51,662.00	\$ 10,767.91	\$ 40,894.09	

. OTHER

ITEM	POTENTIAL FUTURE GRANTS	PROJECT NAME	Federal or Local Agency	COMMENTS	PAG Estimated Cost Share	Federal Cost Share %	Total Amount	STATUS:	
FY2016-02	Submitted 6/2/2015	Maintenance & Repair of H Wharf and Access Road	USDOT National Infrastructure Investments		\$	\$ 21,556,741.00	\$ 21,556,741.00	Subject for review and approval	
FY2016-03	Submitted 08/18/2015	Warehouse 1 Hardening Project	USDHS FEMA		\$	\$ 75,629.00	\$ 75,629.00	Subject for review and approval	
FY2016-04	Submitted 08/28/15	PAG Facilities Hardening Project	USDHS FEMA		\$ 190,542.88	\$ 571,628.64	\$ 762,171.52	Subject for review and approval	
GRAND TOTAL FOR OTHER							\$ 190,542.88	\$ 22,394,541.52	

OPERATION DIVISION REPORT SUMMARIZATION

October 06, 2015

Prepared By: John B. Santos

CONTAINER REPORT:

For the Month of September:

- Total Cargo Vessels: 21
- Total Containers Handled: 9,516
-

Year to Date (October 2014 – September 2015)

- Total Cargo Vessels: 250
 - Total Containers Handled: 94,855
 - Monthly Container Handled Average: 7,905
-

VESSEL PRODUCTIVITY REPORT:

Average Gross Move Per Hour (AGMPH):

- Matson 21 AGMPH
 - Mana 11 AGMPH
 - MSA Barges 12 AGMPH
 - MSA Kyowa, Condor, S/Islander 11 AGMPH
 - Ambyth 14 AGMPH
 - MEL 19 AGMPH
-

EQUIPMENT REPORT:

Gantry Cranes:

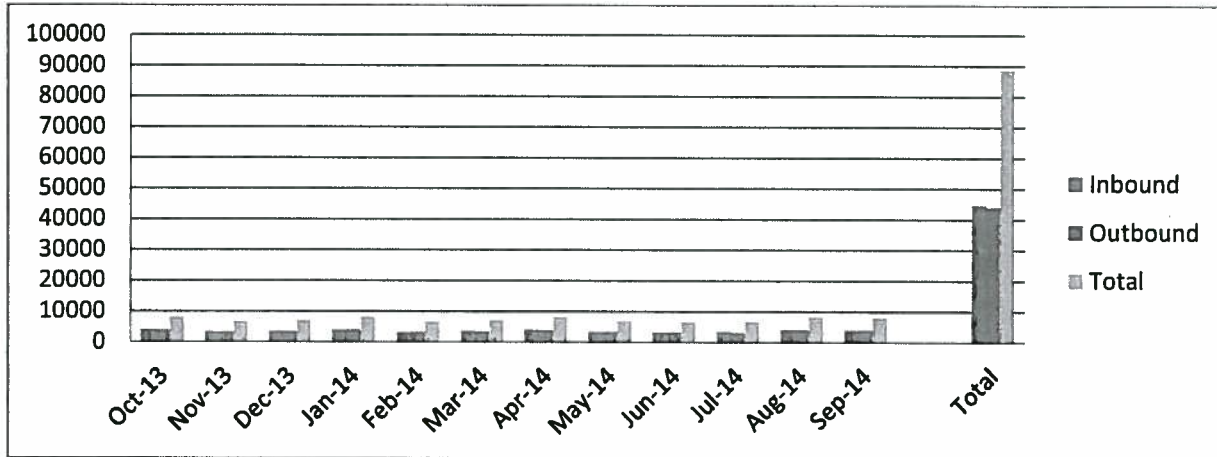
Gantry Cranes 4, 5, & 6 are operational status. Gantry #3 is still under maintenance/repair status. Gantries 4, 5 & 6 were utilized and with **downtime and status as follows:** Gantry 4 had 6.3 hrs downtime due to spreader, power, light, gantry, twistlock, & control problems; Gantry 5 had 8.8 hrs downtime due to problems with its power, spreader, hoist, twistlock, control, oil leak, power cable, & computer box; Gantry 6 had 4.2 hrs downtime due to problems with its spreader, power, twistlock, & spreader flapper.

**Container Total Comparison
Fiscal Year 2014 - Fiscal Year 2015**

Month	Inbound	Outbound	Total
Oct-13	4090	3949	8039
Nov-13	3335	3342	6677
Dec-13	3598	3419	7017
Jan-14	4018	4098	8116
Feb-14	3242	3394	6636
Mar-14	3652	3500	7152
Apr-14	4120	4009	8129
May-14	3446	3458	6904
Jun-14	3319	3308	6627
Jul-14	3507	3249	6756
Aug-14	4229	4173	8402
Sep-14	3991	4107	8098

7379 (12 Months Average)

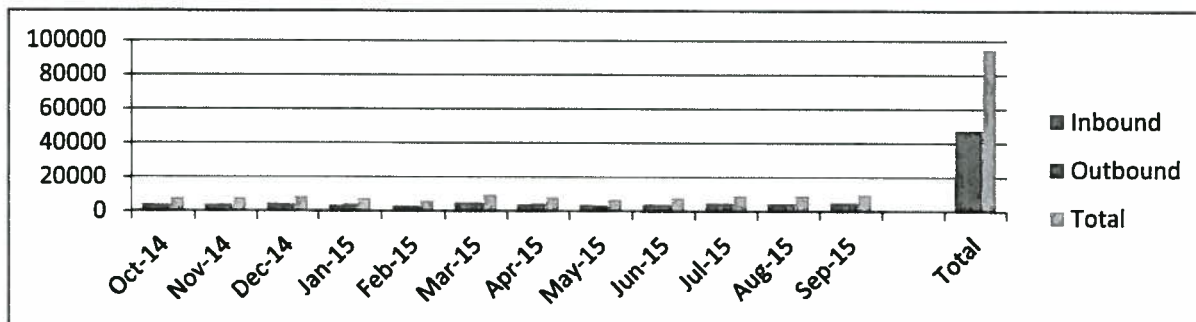
Total	44547	44006	88553
--------------	--------------	--------------	--------------



Month	Inbound	Outbound	Total
Oct-14	3757	3497	7254
Nov-14	3639	3797	7436
Dec-14	4335	3920	8255
Jan-15	3207	3913	7120
Feb-15	2987	2809	5796
Mar-15	4716	4759	9475
Apr-15	3755	4056	7811
May-15	3555	3110	6665
Jun-15	3868	3780	7648
Jul-15	4673	4448	9121
Aug-15	4246	4512	8758
Sep-15	4759	4757	9516

7905 (12 Months Average)

Total	47497	47358	94855
--------------	--------------	--------------	--------------



SEPTEMBER 2015
VESSEL RECAP

"Matson Navigational"																						
Vessel	Voy.	Arrive	Depart	First Lift	Last Lift	Lifts		Total Ctnrs	Total TEUs	Total Ops Hrs	Loss Hrs	Berth Hours	Gantry #3	Gantry #4	Gantry #5	Gantry #6	Shift GMPH					Nmph
						In	Out										1st	2nd	3rd	4th	5th	
RJ Pfeiffer	405	01 Sep - 22:57	03 Sep - 07:17	02 Sep - 01:27	03 Sep - 06:50	610	646	1256	2333.0	29.4	12.2	32.3	1:23	0:10	0:27	22	17	22	24.7	19.5		
Manukai	160	09 Sept - 10:05	10 Sept - 22:33	09 Sept - 11:23	10 Sept - 21:15	714	659	1373	2540.8	33.9	15.8	35.4	0:17	0:07	0:23	18	14	23	23.6	17.9		
Manulani	114	17 Sept - 01:07	18 Sept - 07:09	17 Sept - 02:46	18 Sept - 05:59	622	534	1156	2259.3	27.2	12.8	30.0	0:15	0:07	0:42	20	16	20	24.1	18.3		
Maunawili	134	23 Sept - 03:37	24 Sept - 09:50	23 Sept - 04:48	24 Sept - 09:10	733	567	1300	2507.3	28.4	11.2	30.2	0:14	0:00	1:02	22	15	23	24.4	19.2		
Maunalei	97	30 Sept - 01:14	01 Oct - 09:24	30 Sept - 02:31	01 Oct - 08:59	522	641	1163	2088	30.5	11.9	32.2	0:41	2:48	0:17	20	17	19	23.4	18.8		
Total:						3201	3047	6248	11728				Monthly Nmph/Gmph Average:					24.0	18.7			
"Matson Mana"																						
Vessel	Voy.	Arrive	Depart	First Lift	Last Lift	Lifts		Total Ctnrs	Total TEUs	Total Ops Hrs	Loss Hrs	Berth Hours	Gantry #3	Gantry #4	Gantry #5	Gantry #6	Shift GMPH					Nmph
						In	Out										1st	2nd	3rd	4th	5th	
Mana	76e/77w	17 Sept - 15:12	19 Sept - 04:24	18 Sept - 01:40	19 Sept - 03:38	189	130	319	423.0	25.9	6.2	37.2	0:00	0:00	0:00	21	12	9	18.9	13.8		
Total:						189	130	319	423				Monthly Nmph/Gmph Average:					18.9	13.8			
"Marianas Steamship Agency" (Barge)																						
Vessel	Voy.	Arrive	Depart	First Lift	Last Lift	Lifts		Total Ctnrs	Total TEUs	Total Ops Hrs	Loss Hrs	Berth Hours	Gantry #3	Gantry #4	Gantry #5	Gantry #6	Shift GMPH					Nmph
						In	Out										1st	2nd	3rd	4th	5th	
S7000	115s/116n	08 Sept - 23:56	11 Sept - 18:00	09 Sept - 01:21	11 Sept - 13:37	12	66	78	146.5	16.9	12.6	42.1	0:49	0:00	0:00	9	6	2	17.8	4.6		
S7000	116s/117n	19 Sept - 12:35	20 Sept - 14:07	19 Sept - 14:39	20 Sept - 04:20	90	63	153	277	13.7	4.8	25.5	0:00	0:00	0:00	24	10		20.8	12.6		
S-2006	115rg/116n	21 Sept - 09:35	21 Sept - 22:37	21 Sept - 17:21	21 Sept - 20:51	51	0	51	71	3.3	1.7	13.0	0:00	0:00	0:00	17	23		24.7	13.5		
S7000	117s/118n	24 Sept - 11:31	26 Sept - 11:45	24 Sept - 13:34	26 Sept - 02:24	65	70	135	260.3	36.8	20.8	48.2	2:04	0:00	0:00	14	2	3	14.2	4.5		
Total:						218	199	417	754.8				Monthly Nmph/Gmph Average:					19.4	8.8			
"Marianas Steamship Agency" (Kyowa)																						
Vessel	Voy.	Arrive	Depart	First Lift	Last Lift	Lifts		Total Ctnrs	Total TEUs	Total Ops Hrs	Loss Hrs	Berth Hours	Gantry #3	Gantry #4	Gantry #5	Gantry #6	Shift GMPH					Nmph
						In	Out										1st	2nd	3rd	4th	5th	
Orchid	54	07 Sept - 15:30	08 Sept - 15:06	08 Sept - 16:52	08 Sept - 14:14	90	90	180	227	21.4	8.4	23.6	0:15	0:00	0:00	18	13	14	20.1	10.4		
Rose	45	08 Sept - 07:06	08 Sept - 19:06	08 Sept - 09:15	08 Sept - 16:24	40	68	108	130	7.2	1.8	12.0	0:00	0:00	0:00	17			23.4	16.8		

**SEPTEMBER 2015
VESSEL RECAP**

Cattleya	152	15 Sept - 06:54	16 Sept - 12:54	15 Sept - 08:32	16 Sept - 10:00	141	155	296	382.3	25.5	6.1	30.0	0:00	15	12	17	13.7	19.1	
																			18 Sept - 11:30
Rose	46	27 Sept - 14:36	28 Sept - 23:12	27 Sept - 16:21	28 Sept - 22:19	179	179	358	476	30.9	25.7	32.6	1:55	19	10	9.3	18.9	7.8	
Total:																			
"CTSI" (Mell)																			
Vessel	Voy.	Arrive	Depart	First Lift	Last Lift	Lifts			Total			Ops			Loss			Berth	
						In	Out	Ctnrs	TEUs	Hrs	Hrs	Hrs	Hrs	Hrs	Hrs				
Jost	11	03 Sept - 16:16	03 Sept - 00:00	03 Sept - 17:14	03 Sept - 22:41	0	147	147	226.5	5.5	2.1	7.7	0:00	18	16		21.3	16.4	
Sudong	50	10 Sept - 23:00	11 Sept - 22:42	11 Sept - 02:24	11 Sept - 20:29	246	124	370	464	18.1	4.1	23.7	0:30	27	16	15	23.7	18.7	
BC Mumbai	001	19 Sept - 11:48	20 Sept - 07:18	19 Sept - 14:17	20 Sept - 04:52	117	173	290	378	14.6	2.8	19.5	0:00	20	14		21.7	17.9	
Maren S	007	25 Sept - 19:12	26 Sept - 21:36	25 Sept - 21:11	26 Sept - 21:03	129	222	351	461	23.9	8.4	26.4	3:30	11	15	20	22.9	14.7	
Total:																			
"MSA" (Pacific Condor)																			
Vessel	Voy.	Arrive	Depart	First Lift	Last Lift	Lifts			Total			Ops			Loss			Berth	
						In	Out	Ctnrs	TEUs	Hrs	Hrs	Hrs	Hrs	Hrs					
						0	0	0	0	0	0	0	0:00	0	0		0	0	
						0	0	0	0	0	0	0	0:00	0	0		0	0	
						0	0	0	0	0	0	0	0:00	0	0		0	0	
						0	0	0	0	0	0	0	0:00	0	0		0	0	
Total:																			
"AMBYTH" (Swire)																			
Vessel	Voy.	Arrive	Depart	First Lift	Last Lift	Lifts			Total			Ops			Loss			Berth	
						In	Out	Ctnrs	TEUs	Hrs	Hrs	Hrs	Hrs	Hrs					
Shaoshing	1513s	04 Sept - 02:36	04 Sept - 19:18	04 Sept - 04:22	04 Sept - 18:17	61	51	112	152	13.9	10.7	16.7	0:00	24	12		24.9	7.3	
Soochow	1514s	22 Sept - 01:00	23 Sept - 01:57	22 Sept - 03:03	23 Sept - 01:05	67	73	140	180	22.0	14.3	24.9	0:14	30	22		30.0	7.4	
Total:																			
Monthly Nmph/Gmph Average:																			
						128	124	252	332									27.5	7.4
Monthly Nmph/Gmph Average:																			
																		19.7	12.4

**OCTOBER 2014 - SEPTEMBER 2015
VESSEL OPERATION RECAP
FISCAL YEAR 2015**

	October	November	December	January	February	March	April	May	June	July	August	September	Total
MATSON													
No. Vessel	4	4	5	4	3	5	4	4	4	5	4	5	51
Discharge	2412	2412	2994	1977	1662	3471	2365	2380	2494	3046	2663	3201	31077
Loaded	2300	2207	2793	2320	1611	3270	2388	1769	2294	2570	2459	3047	29028
Total Moves	4712	4619	5787	4297	3273	6741	4753	4149	4788	5616	5122	6248	60105
Cranes used	G4,5,6	G4,5,6	G4,5,6	G4,5,6	G4,5,6	G4,5,6	G5,6	G5,6	G5,G6	G5,G6	G4,5,6	G4,5,6	
Average GMPH	21.3	21.4	22.6	19.1	20.7	21.5	21.5	22.5	22.8	21.6	19.6	18.7	21.1
Mana													
No. Vessel	4	3	4	0	0	3	4	3	2	5	2	1	31
Discharge	195	214	318	0	0	114	243	112	113	306	185	189	1989
Loaded	247	152	259	0	0	207	227	188	62	395	231	130	2098
Total Moves	442	366	577	0	0	321	470	300	175	701	416	319	4087
Cranes used	G4,5,6	G5,6	G4,5,6	0	0	G5,6	G5,6	G5,6	G5,G6	G5,G6	G4,5,6	G5,6	
Average GMPH	8.6	12.6	16.2	0	0	11.3	14.0	10.5	16.6	13.7	11.0	13.8	10.7
Barge													
No. Vessel	1	2	1	6	6	5	1	2	5	1	6	4	40
Discharge	19	57	28	177	257	279	0	19	62	0	108	218	1224
Loaded	0	120	0	278	197	213	50	57	230	6	323	199	1673
Total Moves	19	177	28	455	454	492	50	76	292	6	431	417	2897
Cranes used	G4,6	G5,6	G5	G4,5,6	G4,5,6	G5,6	G6	G5,6	G5,G6	G6	G4,5,6	G5,6	
Average GMPH	10.4	13.5	13.2	15.6	15.3	18.7	4.9	13.9	9.9	5.8	7.8	8.8	11.5
Kyowa													
No. Vessel	4	4	5	4	4	4	5	3	5	3	3	5	49
Discharge	387	379	483	423	489	364	649	430	600	394	431	531	5560
Loaded	547	451	611	479	418	551	837	521	780	538	451	591	6775
Total Moves	934	830	1094	902	907	915	1486	951	1380	932	882	1122	12335
Cranes used	G4,5	G4,5,6	G5,6	G5,6	G4,5,6	G5,6	G6	G5,6	G5,G6	G5,G6	G5,6	G5,6	
Average GMPH	9	12.2	13.2	11.6	12.8	9.4	8.4	11.8	11.4	7.4	9.1	12.4	10.7
Mell													
No. Vessel	5	6	4	4	4	4	4	5	3	5	6	4	54
Discharge	623	458	423	440	531	361	395	540	480	800	784	492	6327
Loaded	308	765	218	600	540	421	444	496	316	713	988	666	6475
Total Moves	931	1223	641	1040	1071	782	839	1036	796	1513	1772	1158	12802
Cranes used	G4,5,6	G4,5,6	G4,5,6	G4,5,6	G4,5,6	G4,5,6	G5,6	G5,6	G5,G6	G5,G6	G4,5,6	G4,5,6	
Average GMPH	15.1	23.1	22.9	18.6	21	15.9	19.9	22.2	19.5	18.3	17.2	16.9	19.2

**CY 2015 PAG CRANES
MONTHLY REPORT**

	Total Ops Hrs	Total Vessels	Total Shifts	Total Container Moves	Total Down Time (Hrs)	Types of repairs performed
January	0	0	0	0	0	n/a
	108.7	7	16	1597	3.7	power,spreader,gantry
	176.8	16	31	3355	3.8	power,twistlock,brakes,spreader
	134.9	12	29	2150	1.3	power,light panel,twistlock
	0	0	0	0	0	n/a
February	85.7	8	13	1247	2.1	power,spreader
	101.6	9	17	2137	1.3	hoist,spreader,motor,engine
	130	14	22	2374	1.7	spreader
	0	0	0	0	0	n/a
	19	2	3	437	1.1	power
March	286.3	19	43	5039	5.7	power,spreader,gantry wheel,hoist,light
	216.4	15	29	3960	14.5	spreader,hoist,power tripping,spreader,twistlock
	0	0	0	0	0	n/a
April	0	0	0	0	0	generator under repair
	189.8	12	29	3721	4.9	power,twistlock,spreader
	236.7	15	40	3781	1.6	power,spreader,brakes
	0	0	0	0	0	n/a
May	0	0	0	0	0	Under repair status
	119.6	15	31	3658	1.7	Hoist,spreader,power,brake,gantry
	143.9	11	27	2869	2	Spreader,power,loose parts,trolley
	0	0	0	0	0	n/a
	0	0	0	0	0	Still under repair status.
June	178.5	14	35	3960	2.5	Spreader,power,gantry,brake
	191	14	32	3661	8.1	Gantry,twistlock,power cable
	0	0	0	0	0	n/a
July	172.7	15	33	4254	3.1	Power.spreader,hoist,lubrication,engine check
	286.5	19	45	4675	1.0	Lights, spreader
	0	0	0	0	0	maintenance & repair status
August	62.1	5	13	934	2.2	spreader & power
	217.3	17	43	4106	10.7	hoist,spreader,power,twistlock,trolley,gantry,chain
	485.7	16	40	3668	5.1	spreader,lights,power cable,adding oil
	0	0	0	0	0	maintenance & repair status
	136	8	20	2190	6.3	spreader,power,light,gantry,twistlock,control
September	204.7	15	37	3640	8.8	power cable,spreader,twistlock,hoist,power control,
	250.8	16	42	3684	4.2	oil leak,computer box,power
						power,spreader,twistlock,spreader flapper

PORT AUTHORITY OF GUAM
Jose D. Leon Guerrero Commercial Port
ENGINEERING/CIP DIVISION
Piti, Guam 96925

October 2, 2015

MEMORANDUM

TO: General Manager

FROM: Engineer Manager

SUBJECT: 2015 Summary Status
: Ongoing & Proposed CIP Projects
: Guam Commercial Port Improvement Program.

The following is a summary list of on-going projects to include the Guam Commercial Port Improvement Program projects. *Latest developments are italicized.*

1) PROJECT: **Replacement of Welded Steel Petroleum Distribution Piping & Appurtenances**

RFP NUMBER: PAG-011-004
CONTRACTOR: Rex International, Inc.
PROJECT AMOUNT: \$1,538,819.00
PAYMENT TO DATE: \$813,907.11
CHANGE ORDER: \$5,274.54 (CO1)
TOTAL AMOUNT \$1,544,093.54
BALANCE TO DATE: \$724,911.89
DESIGNER: N.C. Macario & Associates
FUNDING SOURCE: 1) A/E Design funded by PAG (\$289,928.18)
2) CM funded by PAG (\$245,000.00)
3) Available fund by FHWA (\$2,464,042.22)

A/E Completion Time: February 10, 2012
PAYMENT TO DATE: \$289,928.18 (Design)
BALANCE TO DATE: \$0.00 (Design)
NOTICE TO PROCEED: May 5, 2014 (Construction)
COMPLETION TIME: March 1, 2015 ext. September 30, 2015
Construction Manager: Parson Transportation Group, SSFM, & Port Engineering/CIP Division

CM COST: \$245,000.00 (CM)
CHANGE ORDER: \$96,423.00 (CO1:\$55,968.00, CO2:\$40,455.00)
TOTAL CM COST: \$341,423.00
PAYMENT TO DATE: \$0.00 (CM)
BALANCE TO DATE: \$0.00(CM)
POINT OF CONTACT: Alex Dorado, Design Engr.(NCMA)
Maria Alves, (PTG)

Buster Anderson (PTG)
Crispen Bensen, (DPW)
PAG ENGG/CIP Div.

WORK STATUS:

DPW is issuing Rex Int. a Lack of Progress memo in regards to the non submission of critical scheduled submittals & no activity at 24% completion time.

First shipment of pipes arrived 8/19/2014 & second shipment arrived on 9/16/2014. Contractor's pre-activity meeting is scheduled on 9/22/2014 prior to actual start of rehabilitation work. Contractor has completed the firewater line prepping & waiting for Mobil's second open window on 12/16-27/2014. A pre-activity meeting with Mobil is scheduled on 12/11/2014. A 3rd open window is on Jan.21 thru Feb.3, 2015 & pre-activity meeting is scheduled on 1/16/2015 in Mobil Office. Contractor installed the fire water line from 2/1-12/2015 & was released back to Mobil on 2/11/2015@ 1200H. Test fire waterline for leaks & pressure setting for an hour for satisfactory operations. 4th open window for line "D" start 3/4 -14/2015 on the landside area. Contractor completed the line "D" until the secondary manifold & released back to Mobil on 3/14/2015. Contractor is working Line "D" from secondary manifold to Pier & will return Line "D" to Mobil on 4/11/2015. Start prep/fit-up works for Line "A" in landside area. Line "A" was released by Mobil to Rex Int. on 5/3/2015 & return to Mobil on 5/14/2015. X-ray, hydro test & flushing were completed prior to Mobil's re-commissioning the line "A". Line "C" was released by Mobil to contractor on 6/1/2015 & return to Mobil on 6/14/2015. Pass the X-ray test, hydro test & flushing on 6/12-13/2015. Mobil turn-over water Line "B" to Rex on 8/3/2015 & hydro tested line & passed on 8/11/2015. Rex is working on the tunnel asphalt pavement & the on-going fuel lines touch-up paint works. Conduct final walk thru inspection for Line "B" punch lists on 8/17/2015. Rex is doing the above tunnel asphalt pavement repair which was rejected by DPW. Awaiting the CO2 materials & the final Holiday Test schedule. No cost time extension for 214 CD is approved & new completion date will be 9/30/2015.

An independent Holiday Test was done by PCS for a 15% of total length on 9/28/2015. Test report will be submitted by SSFM. Mobil's open window on punch list works will be on 10/5-14/2015.

- | | |
|--------------------|--|
| 2) PROJECT: | Concrete Storm Drain Channel System Upgrade |
| IFB NUMBER: | PAG-012-00 |
| CONTRACTOR: | N/A |
| PROJECT AMOUNT: | \$700,000.00 (Conservative estimate) |
| DESIGNER: | Design-Built |
| FUNDING SOURCE: | Port Authority of Guam |
| NOTICE TO PROCEED: | N/A |
| COMPLETION TIME: | 6 months after NTP |

PAYMENT TO DATE: \$0
Construction Manager: Port Engineering/CIP Division
WORK STATUS: N/A
NOTE: Bid opening was on October 3, 2012. Lowest responsive bid was \$330,000.00 (BME & Sons). Procurement issued a cancellation letter in regards to GEPA requirements affecting this project. Project on hold for additional funding supplement. Project is deferred until the next fiscal year. Engineering office will forward the updated technical scope to A/E Designer for drafting the design plan. Project will be forwarded to A/E for design draft. Awaiting for Cost & Design Plan from AmOrient Engineering.

3) PROJECT: Concrete Catwalk Repair, LS (Agat Marina Launching Ramp)

IFB NUMBER: PAG-015-004
CONTRACTOR: ProPacific Builders
PROJECT AMOUNT: \$57,818.52
DESIGNER: Design-Built
FUNDING SOURCE: Department of Agriculture, Sport Fish Restoration/Boating Access Grant # F-21-B1

NOTICE TO PROCEED: September 8, 2015
COMPLETION TIME: February 8, 2016 (5 months after NTP issuance)
PAYMENT TO DATE: \$0
BALANCE TO DATE: \$0
Construction Manager: Port Engineering/CIP Division
WORK STATUS: N/A
NOTE: DoAg is waiting for the amendment letter from USFW on this project. Meeting with USFW & DAWR on 2/6/2014 & was informed that the amendment letter is forthcoming. DoAg give the go signal on 3/17/2015 & work permit is forwarded to BBMR for confirmation of fund. Procurement office to indorsed BOD approval. PAG received the approved Work Permit from BBMR on 4/3/2015 & Procurement office to advertise project for bid. Bid opening was on 6/5/2015, ProPacific Builder as a sole bidder for \$57,818.52. Procurement office to issue Bid Analysis for management approval. Contract is routed for PAG signatories & NTP will be issued to contractor once contract is signed. NTP will be issued on 9/8/2015 & conduct a precon meeting.

PPB submitted the 65% drawing plan on 9/22/2015 & PAG return with comments to be incorporated in the 100% drawing plan on 9/23/2015.

4) PROJECT: A/E Design Consultant Services
RFP NUMBER: PAG -013-002/P.O. # 10882-OF
DESIGNER: AmOrient Engineering

PROJECT AMOUNT: \$182,000.00
FUNDING SOURCE: Port Authority of Guam
NOTICE TO PROCEED: January 6, 2014
COMPLETION TIME: May 6, 2014 (4 Months after NTP)
PAYMENT TO DATE: \$145,019.70
BALANCE TO DATE: \$36,980.00
POINT OF CONTACT: John Robertson, GM (AmOrient Engg.)
 Aquilino Cabrias, Design Engr. (AmOrient Engg)
 PAG ENGG/CIP Div.
WORK STATUS: AmOrient is preparing the design plans & specifications for projects.
NOTE: Task Order # 2 (Environmental-LC-1/LC-4/LC-5 (Generator air emission) & Task Order # 3(Environmental-Harbor of Refuge) will be issued out to the consultant. AmOrient submitted the SoW for T.O.# 3 on 8/27/2014. Planning forwarded the SoW to DoAg on 9/10/2014 for comments. T.O.#3 is routed for certification of funds & approval. AmOrient is preparing the design aspects & is due by 7/6/2015. Designer is working on the Harbor of Refuge environmental assessment. Designer to submit design cost for Wheel Stopper Repair, CY Striping, CY Asphalt/Concrete Pavement Repair, Storm Drain Upgrade, CY Waterline Valves Repair, & Southside Perimeter Fence Light Pole Upgrade. Awaiting from AmOrient Engineering the design cost. Harbor of Refuge Repair design plan was signed & will be advertized for bid upon approval by DoAg.
PAG still await the DoAg confirmation letter prior to Bid ads.

5) PROJECT: **High & Low Tower Repair & Upgrade Project**
IFB NUMBER: PAG-014-006
CONTRACTOR: ProPacific Builders
DESIGNER: AmOrient Engineering
PROJECT AMOUNT: \$277,999.00
CHANGE ORDER: CO1: \$64,491.02 ; CO2: \$10,500.00
TOTAL AMOUNT: \$352,990.02
FUNDING SOURCE: Port Authority of Guam
NOTICE TO PROCEED: April 6, 2015
COMPLETION TIME: October 2, 2015 (extended to Nov. 6, 2015)
PAYMENT TO DATE: \$341,541.82
BALANCE PAYMENT: \$11,448.20
Construction Manager: AmOrient Engineering/Port Engineering/CIP Division
POINT OF CONTACT: Vicente Escanilla, Proj. Manager (ProPacific Builders)
 Jerlie M. Gutierrez, Proj. Engr. (PPB)
 Aquilino Cabrias, Design Engr. (AmOrient)
 PAG ENGG/CIP Div.
WORK STATUS: Bid opening was scheduled on 7/17/2014. Lowest responsive bid is ProPacific Builder (\$277,999.00), 2nd is BME & Sons (\$284,578.52), 3rd is Allied Builders (\$285,320.00). Procurement is doing the bid evaluation for management approval. ProPacific

Builders is processing for DPW building permit. DPW is requesting for a Flood Certification on this project. PAG is awaiting on the appraisal process for the Lower Tower & High Tower buildings in getting the Flood Certification. PAG received the building appraisal & contractor submit appraisal report for attachment on the DPW building permit. DPW Building Permit was secured on 3/19/2015. NTP was issued on 4/6/2015 & contractor to start mobilization. Repair work in Low Tower bldg. is 50% complete & High Tower bldg. work is 20%. Lower Tower work is 80% complete & High Tower is at 79% complete. Work completion for Lower Tower is 95% & for High Tower is 90%.

PPB is doing the CO2 on electrical works in High Tower building & started the railing installation in Lower Tower building.

6) PROJECT: Marine SLE Project, Wharf Repairs
IFB NUMBER: PAGCIP-014-005
CONTRACTOR: BME & Sons Inc.
PROJECT AMOUNT: \$4,541,635.00
DESIGNER: Parson Brinkerhoff
PURCHASE ORDER: No. 11332 OF
CHANGE ORDER: CO1:\$45,000.00, CO2: \$68,958.00
TOTAL AMOUNT: \$4,655,593.00
FUNDING SOURCE: Port Authority of Guam
NOTICE TO PROCEED: January 5, 2015
COMPLETION TIME: January 5, 2016 (360 CD)
PAYMENT TO DATE: \$2,633,194.39
BALANCE TO DATE: \$2,022,398.61
CM COST: \$459,724.54
PAYMENT TO DATE: \$344,793.42 (CM)
BALANCE TO DATE: \$114,931.12 (CM)
Construction Manager: EMPSCO & Port Engineering/CIP Division
POINT OF CONTACT: Danny Natividad, Proj. Manager (BME & Sons)
Mhanny Sebastian, Proj. Engr. (BME & Sons)
Jun Capulong, Consultant (EMPSCO)
Ferdie F. Cabuhat, Proj. QC (EMPSCO)
PAG ENGG/CIP Div.

WORK STATUS: Bid opening was on 6/17/2014 & bid result has BME (\$4,541,635.00), Black Construction Corp.(\$4,677,318.00) & SmithBridge (\$8,978,324.88). Procurement is preparing the bid evaluation for management approval. Procurement is awaiting approval by PAG BoD for the Construction Manager budget. PNTP was issued on 9/29/2014. Contractor awaiting the DPW Building Permit approval. NTP was issued on 1/5/2015 & contractor start mobilization. Spur rail removal complete & asphalt pavement pouring is on 2/23-25/2015. Received divers certificate renewal copies & contractor to schedule the Wharf F3debris removal work. Debris removal & drop-off anodes along

Wharf F3 is complete & start prepping sheet pile for anode installation. On-going works under Wharf F5 concrete beams/columns for spalls & cracks. Wharf F3 anode installation is at 90% complete. Anode full welding installation is at Wharf F4 Sta.10+00. FRP material's ETA will be on 9/1/2015 & FRP techrep will be on island on 9/9/2015 to supervise the FRP installation underneath wharf F5. BME continue full welding anode installation in F4 @ Sta.11+00 & part of Wharf F6. *FRP jacket installation & epoxy grout pouring was observed by the FRP techrep on 9/10-14/2015 & work set-up was approved. Anode installation is on-going in F4, Sta.14+04 & in F5, Sta.14+05 to Sta.27+04.*

- 7) **PROJECT:** **F1, F3, & CY Chain Link Perimeter Fence Replacement**
IFB NUMBER: PAGCIP-015-001
CONTRACTOR: Inland Builders Corp.
PROJECT AMOUNT: \$197,850.00
DESIGNER: Design-Built
CHANGE ORDER: CO1: \$24,320.20
TOTAL AMOUNT: \$222,170.20
FUNDING SOURCE: Homeland Security Grant # 2013 PSGD
NOTICE TO PROCEED: April 20, 2015
COMPLETION TIME: October 17, 2015 (6 months after NTP issuance)
PAYMENT TO DATE: \$84,124.70
BALANCE TO DATE: \$138,045.50
Construction Manager: PAG ENGG/CIP Division
POINT OF CONTACT: PAG Engineering Office
WORK STATUS: Project will be indorsed for BoD approval on 12/15/2014. Bid opening is on 2/10/2015. Procurement is preparing the Bid Analysis for GM approval. Contract is under review by Port's legal Office. Contract routed for signatories. Contractor is awaiting DPW permit approval. Concrete pole formwork inspection was on 8/14/2015 in contractor's jobsite. Contractor start mobilization on 8/26/2015 in F1Pier for pole foundation drilling.
On-going excavation & schedule concrete pour on the remaining nine post foundation in F1 area. Start post foundation excavation in CY area near gate G4.

- 8) **PROJECT:** **Relocation & Installation of Emergency Generators**
IFB NUMBER: PAGCIP-015-002
CONTRACTOR: ProPacific Builders
PROJECT AMOUNT: \$249,400.00
DESIGNER: Design-Built
CHANGE ORDER: CO1: \$72,713.86
TOTAL AMOUNT: \$322,113.86
FUNDING SOURCE: Homeland Security Grant # EMW-2011-PU-00200

NOTICE TO PROCEED: April 6, 2015
 COMPLETION TIME: August 6, 2015, extended Nov.6, 2015
 PAYMENT TO DATE: \$252,927.39
 BALANCE TO DATE: \$69,186.47
 Construction Manager: PAG ENGG/CIP Division
 POINT OF CONTACT: PAG Engineering Office
 WORK STATUS: Bid opening is on 1/27/2015. Bid analysis was approved by PAG Management & contract is reviewed by the Port's legal. Contract routed for PAG signatories & will be forwarded back to Port Legal for signature. NTP was issued on 4/6/2015 & contractor is processing for DPW building permit & submittals. Building Permit was finally issued on 7/6/2015 after Flood Certificate requirement. Work is prioritized on LC-1 & LC-4 due to load factors. LC-1, LC-2, LC-3, & LC-4 generators are ready for start-up & load bank testing. Awaiting Hawthorne Cat technician schedule.
Hawthorn Cat has scheduled the start-up & load bank testing on 10/5/2015 for LC-1 building, & LC-4, LC-2 to follow. Upon completion of these tests, the commissioning of new generators & ATS will follow.

9) PROJECT: *Exploration of Missing Anchor Bolts for Mooring Cleat @ F6 Sta.23+60*
 RFQ NUMBER: P.O. # 11845-OF
 CONTRACTOR: Allied Builders Inc.
 PROJECT AMOUNT: \$13,800.00
 DESIGNER: Design-Built
 CHANGE ORDER: \$0
 TOTAL AMOUNT: \$13,800.00
 FUNDING SOURCE: Port Authority of Guam
 NOTICE TO PROCEED: June 4, 2015
 COMPLETION TIME: September 30, 2015
 PAYMENT TO DATE: \$0
 BALANCE TO DATE: \$13,800.00
 Construction Manager: PAG ENGG/CIP Division
 POINT OF CONTACT: PAG Engineering Office
 WORK STATUS: Routed for PAG approval signatories. Procurement Office is soliciting bid quotes from PAG contractors. Allied Builders acknowledged P.O. & signed 6/4/2015 to start project. Contractor start exploration work & is on-going. Contractor to lay-out six anchor bolts, provide base plate & install reuse cleat. *Await the concrete curing time on 10/19/2015 prior to cleat usage.*

10) PROJECT: *Hotel Wharf 's Bollard/Cleat Pull Test*
 RFQ NUMBER: PAGCIP-015-00_

CONTRACTOR: N/A
PROJECT AMOUNT: (\$50,000.00 Conservative estimate)
DESIGNER: N/A
CHANGE ORDER: \$0
TOTAL AMOUNT: \$0
FUNDING SOURCE: Port Authority of Guam
NOTICE TO PROCEED: N/A
COMPLETION TIME: (1 Month after NTP)
PAYMENT TO DATE: \$0
BALANCE TO DATE: \$0
Construction Manager: PAG ENGG/CIP Division
POINT OF CONTACT: PAG Engineering Office
WORK STATUS: Engineering routed project for account system approval. Project is not in the priority listing & will be deferred to the next Fiscal Year budget.

11) PROJECT: **GDP Marina Ejector Pump Repair**
IFB NUMBER: PAGCIP-015-003
CONTRACTOR: ProPacific Builders Inc.
PROJECT AMOUNT: \$78,800.00
DESIGNER: Design-Build
CHANGE ORDER: \$0
TOTAL AMOUNT: \$0
FUNDING SOURCE: DOI F&WS/DoAg
NOTICE TO PROCEED: September 8, 2015
COMPLETION TIME: January 7, 2016 (122 CD after NTP)
PAYMENT TO DATE: \$0
BALANCE TO DATE: \$0
Construction Manager: PAG ENGG/CIP Division
POINT OF CONTACT: PAG Engineering Office
WORK STATUS: Procurement office to issue Bid Analysis for management approval. Contract is routed for PAG signatories & NTP will be issued to contractor once contract is signed. NTP will be issued on 9/8/2015 & conduct a precon meeting.
PPB submit the 65% drawing plan on 9/22/2015 & PAG return with comments to be incorporated in the 100% drawing plan on 9/23/2015.

***COMPLETED PROJECTS:**

1) PROJECT: **Retiling of 1st. & 2nd. Floor Admin. Bldg. Common Areas**
P.O. NUMBER: 10767-OF
CONTRACTOR: Allied Builders & Construction
PROJECT AMOUNT: \$29,950.00
DESIGNER: Design-Built
CHANGE ORDER: \$8,751.09
FUNDING SOURCE: Port Authority of Guam

NOTICE TO PROCEED: November 20, 2013
COMPLETION TIME: January 17, 2014
PAYMENT TO DATE: \$38,701.09
Construction Manager: Port Engineering/CIP Division
WORK STATUS: 100% Complete
NOTE: Contractor started the second floor tile work on 11/20/2013.
Final inspection on 12/24/2013.

2) **PROJECT:** **Repair of Mooring Bollard @ STA. 23+30**
RFQ NUMBER: P.O. # 10960-OF
CONTRACTOR: Allied Builders & Construction
PROJECT AMOUNT: \$15,000.00
DESIGNER: Design-Built
CHANGE ORDER: \$2,670.72 (C.O. # 1)
TOTAL AMOUNT: \$17,670.72
FUNDING SOURCE: Port Authority of Guam
NOTICE TO PROCEED: February 17, 2014
COMPLETION TIME: March 20, 2014, ext. April 11, 2014
PAYMENT TO DATE: \$17,670.72
Construction Manager: Port Engineering/CIP Division
WORK STATUS: 100% Complete
NOTE: Final inspection on 4/18/2014.

3) **PROJECT:** **Agat Small Boat Marina Dock "A" Improvement**
IFB NUMBER: PAG-013-004
CONTRACTOR: Rex International
PROJECT AMOUNT: \$532,100.00
DESIGNER: Design-Built
FUNDING SOURCE: NOAA Commission on Fisheries & Port Authority of Guam
NOTICE TO PROCEED: December 16, 2013
COMPLETION TIME: May 18, 2014, extended to June 13, 2014
PAYMENT TO DATE: \$532,100.00
BALANCE TO DATE: \$0
Construction Manager: Port Engineering/CIP Division
POINT OF CONTACT: Dae Kim, VP (Rex Int.)
Rey Serrano, Proj. Manager (Rex Int.)
PAG ENGG/CIP Div.
WORK STATUS: 100% Complete

4) **PROJECT:** **Concrete Pole Lighting Upgrade for F5 to F6**
IFB NUMBER: PAG-013-005
CONTRACTOR: DCK Pacific
PROJECT AMOUNT: \$231,680.00
DESIGNER: Design-Built
CHANGE ORDER: C.O.#1= \$11,791.46, C.O.#2= \$36,844.64, Total: \$48,636.10
TOTAL AMOUNT: \$280,316.10

FUNDING SOURCE: Port Authority of Guam
NOTICE TO PROCEED: December 16, 2013
COMPLETION TIME: June 18, 2014 (ext.8/18/2014)
PAYMENT TO DATE: \$280,316.10
BALANCE TO DATE: \$0
Construction Manager: Port Engineering/CIP Division
POINT OF CONTACT: Rocky Marquez, Proj. Manager (DCK/BCS)
PAG ENGG/CIP Div.
WORK STATUS: 100% Complete

5) **PROJECT:** **Installation of MOV at Golf Pier Fuel Pipelines**
IFB NUMBER: PAG CIP-013-001
PROJECT AMOUNT: \$324,400.41
DESIGNER: N.C. Macario & Associates
FUNDING SOURCE: Port Authority of Guam
A/E Completion time: December 14, 2012
PAYMENT TO DATE: \$424,990.46
BALANCE TO DATE: \$0
CONTRACTOR: BME & SONS Inc.
NOTICE TO PROCEED: April 22, 2013
CHANGE ORDER: C.O. #1: \$89,388.72, C.O. #2: \$11,201.33
Total CO: \$100,590.05
TOTAL AMOUNT: \$424,990.46
COMPLETION TIME: September 21, 2013, 1st extension (1/15/2014), 2nd extension (9/23/2014)
Construction Manager: Port Authority of Guam & NCMA (limited time)
POINT OF CONTACT: Alex Dorado, Design Engr. (NCMA)
Danny Hernandez, Proj. Manager (BME & Sons)
Dennis Aguilar, Proj. Engr.(BME & Sons)
PAG ENGG/CIP Div.
WORK STATUS: 100% Complete

6) **PROJECT:** **Design/Build Port Security Enhancement Project**
IFB NUMBER: PAG-012-006
CONTRACTOR: MAEDA Pacific Corp.
PROJECT AMOUNT: \$2,933,000.00
DESIGNER: Design-Built
CHANGE ORDER: 1) \$210,408.00, 2) \$283,583.32, 3) \$82,572.02, 4) \$558,549.16,
5) \$45,654.14, 6) \$116,414.36, 7) \$37,041.56, 8) \$47,938.07
(Total CO: \$1,381,807.71)
TOTAL AMOUNT: \$4,315,160.63
FUNDING SOURCE: U.S. Department of Homeland Security Grant # 2008-GB-T8-0148, 2009-PU-R1-0164, 2009-PU-T9-0043, & 2010-PU-TO-0080
NOTICE TO PROCEED: January 14, 2013(Design)
NOTICE TO PROCEED: June 24, 2013 (Construction)
COMPLETION TIME: May 1, 2014, 1st extension (6/11/2014), 2nd extension (6/30/2014)

PAYMENT TO DATE: \$4,315,160.63
BALANCE TO DATE: \$0
Construction Manager: Port Engineering/CIP Division
POINT OF CONTACT: Enrique Tabanda, Proj. Manager (MAEDA)
PAG Strategic/Planning
PAG ENGG/CIP Div.
WORK STATUS: Project is 100% complete

7) **PROJECT:** North Side CY CMU Wall Upgrade Project
IFB NUMBER: PAGCIP-014-003
CONTRACTOR: Allied Builders & Construction
PROJECT AMOUNT: \$69,900.00
DESIGNER: Deign-Built
PAYMENT TO DATE: \$56,619.00
CHANGE ORDER: \$6,832.28(CO1), \$11,077.50(CO2)
TOTAL AMOUNT: \$87,809.88
BALANCE TO DATE: \$0
FUNDING SOURCE: Homeland Security Grant (No. 2013 PSGD CMU WALL # EMW-2013-PU-00206-SOI)
NOTICE TO PROCEED: August 4, 2014
COMPLETION TIME: January 29, 2015
Construction Manager: Port Engineering/CIP Division
POINT OF CONTACT: Hector Quioc, GM (Allied Builders)
PAG ENGG/CIP Div.
WORK STATUS: Project is 100% complete.

8) **PROJECT:** CFS Building Roof Leaks & Spalls Repair
CONTRACTOR: ProPacific Builder Corp.
IFB NUMBER: CIP014-004
PROJECT AMOUNT: \$189,000.00
DESIGNER: AmOrient Engineering
CHANGE ORDER: \$17,916.25(CO1), \$60,000.00 (CO2)
TOTAL AMOUNT: \$266,916.25
FUNDING SOURCE: Port Authority of Guam
NOTICE TO PROCEED: August 18, 2014
COMPLETION TIME: February 13, 2015 extended April 13, 2015
PAYMENT TO DATE: \$266,916.25
BALANCE TO DATE: \$0.00
Construction Manager: AmOrient Engineering/Port Engineering/CIP Division
POINT OF CONTACT: Vicente Escabillas, Proj. Manager. (ProPacific Builders)
Aquilino Cabrias, Design Engr. (AmOrient)
PAG ENGG/CIP Div.
WORK STATUS: 100% Complete

9) **PROJECT:** Agat Marina Docks "C", "D" & Floating Dock Improvement
IFB NUMBER: PAGCIP-014-002
CONTRACTOR: AIC International, Inc.

PROJECT AMOUNT: \$1,593,208.00
DESIGNER: Bluewater Marine & Dock Specialties
PAYMENT TO DATE: \$636,526.53
CHANGE ORDER: \$0
FUNDING SOURCE: U.S. Department of Interior & Port Authority of Guam
NOTICE TO PROCEED: August 18, 2014
COMPLETION TIME: May 14, 2015
BALANCE TO DATE: \$0.00
Construction Manager: Port Engineering/CIP Division
POINT OF CONTACT: Ben Payumo, Proj. Manager (AIC Int.)
PAG Strategic/Planning
PAG Commercial/PPD Section
PAG ENGG/CIP Div.
WORK STATUS: 100% Complete

10) PROJECT: *LC -4 Metering Cabinet Replacement*
IFB NUMBER: PAG-014-007
CONTRACTOR: M. D. Crisostomo Inc.
PROJECT AMOUNT: \$71,882.28
DESIGNER: Design-Built
CHANGE ORDER: \$0
TOTAL AMOUNT: \$0
FUNDING SOURCE: Port Authority of Guam
NOTICE TO PROCEED: January 26, 2015
COMPLETION TIME: June 27, 2015 extended July 20, 2015
PAYMENT TO DATE: \$71, 882.28
BALANCE TO DATE: \$0
Construction Manager: PAG ENGG/CIP Division
POINT OF CONTACT: PAG Engineering Office
WORK STATUS: 100% Complete

cc: Deputy General Manager, Finance
Engineer Manager

FY-15 WORK INJURY REPORT
(01/01/15 to 10/05/15)

<u>Divisions</u>	<u>*Lost-time</u>	<u>**Recordable</u>	<u>*** Refused Treatment</u>
Stevedoring	3	0	1
Transportation	0	0	2
Terminal	1	0	0
EQMR	2	2	1
Others	<u>2</u>	<u>1</u>	<u>1</u>
Total	8	3	5

Work Injury Summary for this reporting period: 10/05/2015

Total injuries for FY-15 to date **16 – Injuries**
8 -- Lost-time
3 – Recordable
5 – Refused Medical Attention

Last disabling work injury was on: **09/12/2015**

Number of days since last disabling work injury: **24-days**

Note: PAG best record was 222 days or 7 months w/o a disabling work injury

***Lost-time** = If an employee was injured on the job and medical doctor sent him/her home, his/her injury is considered a lost-time.

****Recordable** = If an employee was injured on the job and medical doctor treated him/her and released him/her back to work on the same day (Recordable because of medical charges).

*****Refused Medical Attention:** Filed WC Forms 201 & 202 for record purposes only.



PORT OF GUAM
ATURIDATI PUETTON GUAHAN
Jose D. Leon Guerrero Commercial Port
1026 Cabras Highway, Suite 201, Piti, Guam 96925
Telephone: 671-477-5931/35 Facsimile: 671-477-2689/4445
Website: www.portguam.com



Eddie Baza Calvo
Governor of Guam
Ray Tenorio
Lieutenant Governor

October 8, 2015

MEMORANDUM

TO: Board of Directors
FROM: General Manager
SUBJECT: Guam YTK Corporation

As you may be aware, the aforementioned subject has been a long standing issue with the Port Authority of Guam. In the latest development, and pursuant to Supreme Court Case No.: CVA13-009, concludes that the arbitration process is to proceed in connection with the Lease Agreement by and between the Port Authority and Guam YTK Corporation.

In light of this, Board request is being made to authorize management to proceed with the arbitration process as court ordered by the Supreme Court Case No. CVA13-009.

Additionally, management requests Board approval to transfer the sum of \$25,000.00 from the Public Utilities Commission account to cover the cost of arbitration service fees.

I am available should you have any questions.


JOANNE M.S. BROWN



PORT OF GUAM
ATURIDAT I PUETTON GUAHAN
Jose D. Leon Guerrero Commercial Port
1026 Cabras Highway, Suite 201, Piti, Guam 96925
Telephone: 671-477-5931/35 Facsimile: 671-477-2689/4445
Website: www.portguam.com



Eddie Baza Calvo
Governor of Guam
Ray Tenorio
Lieutenant Governor

October 9, 2015

MEMORANDUM

TO: Board of Directors
FROM: General Manager
SUBJECT: Budget Transfer Request - Port Week 2015

Port Week 2015 is scheduled for October 19 – 23, celebrating the Port's 40 years of service. In support of the 2015 Port Week, several committees have been established to head a variety of functions and activities which include the Opening Ceremony and Grand Finale.

For the upcoming event, a budget of \$12,000.00 is requested, and as practiced in prior years, PAGGMA Association will handle the disbursement of funds to all committees. A financial report accounting for such funds will be submitted to the Finance Division.

I am available should you have any questions.


JOANNE M.S. BROWN

**Port Authority of Guam
Board of Directors Regular Meeting
October 9, 2015**

**Executive Summary
Technical/Professional Services for the Closed Circuit Television Detection System
Sole Source Procurement**

PURPOSE: Request for Board's authorization to approve contract award to G4S Security Systems, Inc. (G4S) for Technical and Professional Services to be performed for the Port's Closed Circuit Television (CCTV) Detection Systems, under the Sole Source Procurement.

BACKGROUND:

In November 2012, the Port awarded the contract to Maeda Pacific for the Port Security Enhancement Project which included the construction of the Port Command Center and the implementation of Command and Control Integration System. The Command and Control Integration System consist of the Access Control System (ACS) and the CCTV System. The Project was completed in June 2014 and these systems have been in operation since then.

The ACS and the CCTV are sub-systems controlled by the main system and network integration through Kantech System. The Kantech System links every facility and allied system into a single interface. Through the Kantech System, all systems and sub-systems communicate and talk to each other using the Situators' rule-based engine. The Kantech System is supported by a FutureFlex Air-Blown Fiber cabling system installed underground throughout the Port facilities.

The CCTV system consists of Entrapass Corporate Edition software platform and hardwares like the indoor/outdoor programmable dome cameras, IP encoders, and hybrid digital video recorders. These cameras were installed throughout the Port facilities via the FutureFlex cabling system.

In July 2015, the Port became aware of a break in the fiber "ring" topology as a result of the demolition of the old guard house to expand the Break Bulk Area under the Guam Commercial Port Improvement Program (GCPIP). As part of the GCPIP, a new guard house has been constructed at the reconfigured Break Bulk Area and will be turned over to the Port in a few months. In anticipation of the turn-over, the Port began the discussions with G4S for the reinstallation of the CCTV cameras to the new guard house as part of the Port Security Program.

Since the one-year warranty of the Command and Control Integration System through G4S has elapsed in June 2015, the work to reinstate the CCTV in the new guard house would require a new contract. It has been determined that G4S was provided a Corporate Certification from Kantech for technical support and certification (copy attached). The scope of work includes, but not limited to: installation of air blown fiber from the Port Police Building to the new Guard House, provide conduits, installation of two (2) cameras, connecting, integrating and programming hardware to CCTV system and Kantech system, testing and certification.

G4S' initial proposal to complete this work was for \$28,327.40. The Port has successfully negotiated a lower cost in the amount of \$25,474.00 (copy attached). The contract may be awarded and is authorized pursuant to §3112 of the Guam Procurement Regulations, upon determination of Sole Source Procurement. The Determination of Sole Source Procurement is attached for reference.

LEGAL REVIEW: A draft agreement, the Determination of Sole Source Procurement, Scope of Work and Kantech's Corporate Certification to G4S, and other supporting documents will be forwarded to Legal Counsel for review and approve as to form. Execution of the Service Agreement will follow upon obtaining Board's approval of this award.

FINANCE REVIEW: The cost of \$26,000 is proposed to be funded under the Facility Maintenance Fund through the Small Project account.

RECOMMENDATION

Management requests the Board of Directors motion to approve contract award to **G4S Security Systems, (Guam) Inc.** for the Technical/Professional Services of installation, integration and certification of CCTV at the new Break Bulk Guard House in the amount of \$25,474.00, pursuant to Sole Source Procurement consistent with the Guam Procurement Regulations.

Additionally, Management requests the Board's approval of this funding under the Facility Maintenance Fund.



G4S Security Systems (Guam) Inc.
 1851 Army Drive
 Harmon, GU. 96913
 Tel: (671) 646-2307
 Fax: (671) 649-7245
 www.gu.g4s.com

October 6, 2015

Alma Javier
 PAG Procurement Manager
 Port Authority of Guam
 1026 Cabras Highway,
 Suite 201
 Piti, Guam 96915
 Ph.# 477-5931
 Fax# 4772689

RE: Break Bulk Building Cameras

Greetings Ms. Javier,

In regards to the cameras located at the Break Bulk building, as you are aware the Break Bulk Guard House was demolished. As a result of the demolition, the 1" conduit that goes from the Break Bulk building to the Port Police building was left with a break in it. This break has now been repaired permitting us to run Fiber Optic, 1-Siamese, 1-Banana Peel and 2-CAT6 cables from Break Bulk to Port Police.

The Port utilizes a fiber "Ring" topology for their building-to-building network. The Port Police building is the closest building to the Break Bulk building on the fiber Ring network. Further, encoders required to convert analog video signals, such as the Break Bulk cameras, to digital signals reside in the Port Police building, thus making this path the most feasible and economic route.

PAG Break Bulk CCTV Scope of work:

1. Pull all cables from the Port Police building, pass through two hand holes and enter the break bulk guard shack. Fiber and Cat6 cables to remain un-terminated at each end for future use.
2. Install conduit inside the building.
3. Core through the southwest and southeast corners.
4. Run the Banana Peel Cable through the southwest corner.
5. Install southwest camera.
6. Run the Siamese cable through the southeast corner.
7. Install the southeast camera.
8. Terminate camera cables in the Port Police Building.
9. Power up cameras, adjust for optimal view and test.
10. Connect cameras to PCC Building.
11. Demobilize.

**Your investment for this work..... \$25,474.00
 (Twenty Five Thousand, Four Hundred Seventy Four and 00/Hundredth Dollars)**



In conclusion, this will provide the Break Bulk building with infrastructure to connect the cameras to the Port's existing Kantech ACS and American Dynamics Video Surveillance System, which was installed, commissioned, and, now, serviced and maintained by G4S, along with Network/Phone Communications to the building. We are looking forward to a successful completion of this project. If you should require additional information or further clarification, please feel free to contact us at the numbers provided.

Best regards,


Ed Bitanga
Managing Director

KANTECH

09/29/15

Greg Yusi

Subject: Corporate Certification

Kantech will only support technicians that have received certification on the Entrapass Corporate Edition software platform. Certification is required for software registration and is required to receive technical support. The below listed technicians for G4S are currently in good standing as Kantech Corporate Edition certified technicians

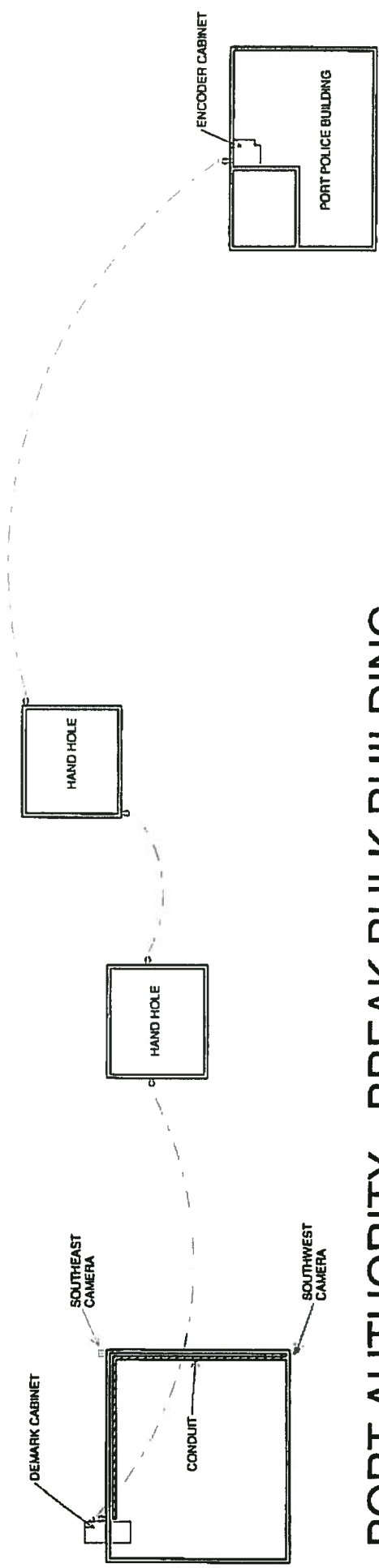
Alvin C.	Buccat
Ariel S.	Mallari
Eric V.	Santos
Geoffrey	Magno
Jacob	Zimlich
John M.	Fortin
Rowelex A.	Junio
Scott	Kadiasang
Weber	Ueki

Regards



Greg Yusi

Regional Manager - Kantech



PORT AUTHORITY - BREAK BULK BUILDING



G4S Security Systems (Guam) Inc.
 1851 Army Drive
 Tamuning, GU. 96913
 Tel: (671) 646-2307

September 02, 2015

To: Ms. Joanne Brown
 GM Port Authority of Guam

Re: Break Bulk Gate House



Hafa Adai, Ms. Brown!

Provided for your review and consideration is our proposal for Services (Data, Voice, and CCTV) to be installed at the Port of Guam Break Bulk Gate House connected to the Port Police Bldg.. Our proposal is based on the Port of Guam requirements and site survey.

- | | | |
|-------------|------|---|
| 1. Furnish | 1lot | 6 strand SM fiber optic cable |
| 2. Furnish | 1ea | 10RMS Network cabinet |
| 3. Furnish | 1ea | Fiber Optic Patch Panel Loaded SC |
| 4. Furnish | 2ea | 6 strand Fiber Optic Pigtail SC SM connectors |
| 5. Furnish | 1lot | CAT 6A Data cable |
| 6. Furnish | 1ea | CAT 6A Patch Panel loaded |
| 7. Furnish | 2ea | CAT 6A key connect modules |
| 8. Furnish | 1lot | CAT 6A Voice cable |
| 9. Furnish | 2ea | 8 pin voice modules |
| 10. Furnish | 2ea | 2 port faceplates |
| 11. Furnish | 1lot | Siamese coaxial cable |
| 12. Furnish | 1lot | Banana Peel CCTV cable (PTZ) |
| 13. Furnish | 1lot | Coax Connectors (CCTV) |
| 14. Furnish | 1lot | EMT conduit, fittings, boxes |
| 15. Furnish | 1lot | All conduits to support cable drops |
| 16. Furnish | 1lot | Labor to install cabling, Terminations, Testing, and Certification |
| 17. Furnish | 1lot | Labor to Install, Terminate, all conduits. |
| 18. Furnish | 1lot | All Freight, Documentation, Procurement, Project Management, and Engineering. |

Your Total Price\$ 28,327.40

(Twenty Eight Thousand Three Hundred Twenty Seven Dollars and Forty Cents)

(SEE REVISED)

This proposal does NOT include:

- 1. Devices or Equipment spares
- 2. FPE or PE Services, stamp or non-stamp drawings Contract Administration, processing of submittals to Owner and Fire Dept. for Approval Taxes, permits, approvals or other incidental costs associated with this work

Payment Schedule.

- 1. An approved Purchase Order AND 55% of the contract amount is due upon acceptance for mobilization.
- 2. Remaining balance to be progressed billed throughout project completion

Clarifications:

G4S offers a 10 year warranty on all DataComm equipment and workmanship supplied under this agreement. G4S will repair or replace at no cost to the customer unless faults are found to be Acts of God. (Typhoon, Flooding, Earthquakes) and events beyond reasonable control

- 1. Shipping of materials will require approximately four (4) to six (6) weeks. (Please note, all delivery schedules are based on ocean/surface shipping methods. Air freight is available at additional charges.)
- 2. Shipping times are estimated and subject to material availability from the factory.
- 3. Additional materials may be incorporated into this system as building requirements change and will be quoted based on project requirements.
- 4. Any acts of God (lightning, electrical surges, rodents, ect....) that may have been the cause by damages to any of the above said equipment will not be covered in this agreement.

Thank you for allowing G4S Security Systems (Guam) Inc. to provide this proposal for you. The information and pricing contained in this proposal is valid for 30-Days, after which, it is subject to revision. Any contract arising from this proposal is subject to mutually agreeable terms and conditions. We are looking forward to a successful completion of this project. If you should require additional information or further clarification, please feel free to contact us at the numbers provided.

Regards,

Eric Roberto
Engineering/
Communications Manager

Reviewed by: Ed Bitanga
ESS Director



Customer's Acknowledgement: _____

Print Name: _____ Date: _____

Should you have any question please feel free to contact me

Regards,
Eric Roberto
Communications Manager
G4S Systems Guam
Email: eric.roberto@gu.g4s.com
Mobil: 671-487-1013

DETERMINATION OF SOLE SOURCE PROCUREMENT

Reference: Technical/Professional Services for the Closed Circuit Television Detection System
Vendor: **G4S Security Systems (Guam), Inc.**

Project Background:

In line with the Port's Modernization Plan, the Port Authority of Guam (Port) sought the option of upgrading its Port Security Program. Through Federal Emergency Management Agency via Homeland Security Grant Program, the Port received the grant award and developed the Port Security Enhancement Program.

The Port Security Enhancement Program (PSEP) included the construction of the Port Command Center and the implementation of the Command and Control Integration System. Through the PSEP, the Port took advantage of the advance technology to enhance its security and implemented the Access Control System (ACS) and the Closed Circuit Television (CCTV) Detection System under the Command and Control Integration System.

In November 2012, the Port awarded the contract to Maeda Pacific for the PSEP who had sub-contracted G4S Security Systems, Inc. (G4S) for the Command and Control Integration portion of the project. The PSEP was completed in June 2014 and ran up in the total investment of \$4.3 Million. Our books reflected the total cost invested under the Command and Control Integration System was in the amount of approximately \$2.2 Million.

System Background:

The ACS and the CCTV are sub-systems controlled by the main system and network integration through Kantech System. The Kantech System links every facility and allied system into a single interface. Through the Kantech System, all systems and sub-systems communicate and talk to each other using the Situators' rule-based engine. The Kantech System is supported by a FutureFlex Air-Blown Fiber cabling system installed underground throughout the Port facilities.

The CCTV system consists of Entrapass Corporate Edition software platform and hardwares like the indoor/outdoor programmable dome cameras, IP encoders, and hybrid digital video recorders. These cameras were installed throughout the Port facilities via the FutureFlex cabling system.

In July 2015, the Port became aware of a break in the fiber "ring" topology as a result of the demolition of the old guard house to expand the Break Bulk Area under the Guam Commercial Port Improvement Program (GCPIP). As part of the GCPIP, a new guard house has been constructed at the reconfigured Break Bulk Area and will be turned over to the Port in a few months. In anticipation of the turn-over, the Port began the discussions with G4S for the reinstallation of the CCTV cameras to the new guard house as part of the Port Security Program.

Since the one-year warranty of the Command and Control Integration System through G4S has elapsed in June 2015, the work to reinstate the CCTV in the new guard house would require a new contract. The scope of work includes, but not limited to: installation of air blown fiber from the Port Police Building to the new Guard House, provide conduits, installation of two (2) cameras, connecting, integrating and programming hardware to CCTV system and Kantech system, testing and certification.

In an effort to maintain the integrity of the security systems, any additional work or cameras to be installed and integrated to the Kantech Systems, the work must be certified. Kantech will not cover any warranty nor certify any work unless the technical support is provided by certified technicians. It has been determined that G4S was provided a Corporate Certification from Kantech for technical support and certification (copy attached).

The Port seeks to continue the services of G4S in providing the installation of CCTV cameras to the new guard house to include the required infrastructure, integration, testing and certification of the systems to ensure integrity, stability and compatibility of the Command and Control Integration System operations. The determination for a sole source is based on the following:

1. *Only Certified Provider.* The reliability of the Command and Control Integration System through the Kantech Systems is fundamental to the Port's Security Program. Certification of the system is crucial to its efficiency. As Kantech had stated, certification to the system will only be supported through certified support technicians. G4S, through its certified support technicians, is given the Corporate Certification by Kantech (see copy attached).
2. *Compatibility of equipment, parts, accessories, system integration, process, applications and replacement of the system is the paramount consideration.* The Port invested a significant amount of time and money in the implementation of the Command and Control Integration System which consists of the required construction work for the infrastructure, software programs and platforms, hardware and devices. It is crucial that the same equipment and systems is used, otherwise, the system will not work or interface with each other. The Port may choose to install a different brand of cameras or provide the infrastructure, which other vendors can provide; however, other hardwares are not compatible and not able to interface with the current systems. Should the Port engage the other provider's services, the Port will have to invest in re-programming the current system to interface with new devices and obtain re-certification; which would not be feasible or cost effective.

Since the Port has invested a significant amount of money to enhance its Port Security Program through the Port Security Enhancement Program, replacing its current systems is not the most effective solution. Further, the safety and security of the general public, employees, tenants and Port facilities has always been the Port's main priority; hence, having an efficient security program and systems is very vital in order to accomplish this mission.

In view of the above, it is determined that sole source procurement is in the best interest of the Port and is authorized pursuant to §3112 of the Guam Procurement Regulations and 5 GCA Chapter 5, Guam Procurement Act.

Therefore, I respectfully request your concurrence and approval to the above determination for a sole source procurement process in acquiring the technical/professional services of G4S Security System (Guam) Inc. for the installation of CCTV cameras to the new guard house to include the required infrastructure, integration, testing and certification of the system. Should you need to discuss this matter further, I am available at your request.

Alma B. Javier
Procurement and Supply Manager

CONCURRED:

APPROVED:

ALFRED F. DUENAS
Deputy General Manager, Admin/Finance

JOANNE M.S. BROWN
Executive Manager

Attachment

Cc: Procurement/File

Resolution No. 2015-09

RELATIVE TO COMMENDING AND CONGRATULATING MR. RICHARD P. QUIAMBAO ON HIS RETIREMENT FROM THE JOSE D. LEON GUERRERO COMMERCIAL PORT

BE IT RESOLVED BY THE BOARD OF DIRECTORS OF THE PORT AUTHORITY OF GUAM:

WHEREAS, Mr. Richard P. Quiambao, an employee of the Port Authority of Guam (PAG), retired February 6, 2015 after 16 years of government service with PAG, and prior years at various government of Guam agencies; and

WHEREAS, he began his employment with the Authority as a Tariff Technician on April 9, 1990; promoted to an Accountant I on October 19, 1998; promoted to an Accountant II on December 3, 2001; promoted to an Account III on November 18, 2002 and then resigned on January 19, 2003. Mr. Quiambao returned to the Port as an Accountant III on November 22, 2010; and

WHEREAS, Mr. Quiambao performed his duties in a satisfactory manner; and

WHEREAS, Mr. Quiambao will be sorely missed, all concerned wish him the best on his retirement; now therefore be it


RESOLVED, that the Board of Directors on behalf of the employees and management of the Jose D. Leon Guerrero Commercial Port commend Mr. Richard P. Quiambao, for his public service and hope that his retirement will be a happy and fruitful period for him and his family; and be it further

RESOLVED, that the Secretary certify to and the Chairman attest the adoption hereof and that copies of the same be thereafter transmitted to Mr. Richard P. Quiambao.

**PASSED AND ADOPTED UNANIMOUSLY BY THE BOARD OF
DIRECTORS THIS 9th DAY OF OCTOBER, 2015.**



**FRANCISCO G. SANTOS
CHAIRMAN, BOARD OF DIRECTORS
PORT AUTHORITY OF GUAM**



**TIMOTHY T. KERNAGHAN
SECRETARY, BOARD OF DIRECTORS
PORT AUTHORITY OF GUAM**



BOARD OF DIRECTORS
Francisco G. Santos, Chairman
Oscar A. Calvo, Vice Chairman
Timothy T. Kernaghan, Board Secretary



Resolution No. 2015-10

RELATIVE TO COMMENDING AND CONGRATULATING MR. KENNETH N. CAMACHO ON HIS RETIREMENT FROM THE JOSE D. LEON GUERRERO COMMERCIAL PORT

BE IT RESOLVED BY THE BOARD OF DIRECTORS OF THE PORT AUTHORITY OF GUAM:

WHEREAS, Mr. Kenneth N. Camacho, an employee of the Port Authority of Guam (PAG), retired August 28, 2015 after 28 years of government service with PAG; and

WHEREAS, he began his employment with the Authority as an Electrician II on December 22, 1986; promoted to an Electrician Leader on April 24, 1995 and then promoted to an Electrician Supervisor on September 25, 1996; and

WHEREAS, Mr. Camacho performed his duties in a satisfactory manner; and

WHEREAS, Mr. Camacho will be sorely missed, all concerned wish him the best on his retirement; now therefore be it

RESOLVED, that the Board of Directors on behalf of the employees and management of the Jose D. Leon Guerrero Commercial Port commend Mr. Kenneth N. Camacho, for his public service and hope that his retirement will be a happy and fruitful period for him and his family; and be it further

RESOLVED, that the Secretary certify to and the Chairman attest the adoption hereof and that copies of the same be thereafter transmitted to Mr. Kenneth N. Camacho.

PASSED AND ADOPTED UNANIMOUSLY BY THE BOARD OF DIRECTORS THIS 9th DAY OF OCTOBER, 2015.

FRANCISCO G. SANTOS
CHAIRMAN, BOARD OF DIRECTORS
PORT AUTHORITY OF GUAM

TIMOTHY T. KERNAGHAN
SECRETARY, BOARD OF DIRECTORS
PORT AUTHORITY OF GUAM



Resolution No. 2015-11

RELATIVE TO COMMENDING AND CONGRATULATING MR. TERRANCE R. AFLAGUE ON HIS RETIREMENT FROM THE JOSE D. LEON GUERRERO COMMERCIAL PORT

BE IT RESOLVED BY THE BOARD OF DIRECTORS OF THE PORT AUTHORITY OF GUAM:

WHEREAS, Mr. Terrance R. Aflague, an employee of the Port Authority of Guam (PAG), retired August 21, 2015 after 38 years of government service with PAG; and

WHEREAS, he began his employment with the Authority as a Longshoreman on June 8, 1977; promoted to a Clerk III on July 1, 1980; promoted to a Cargo Checker on March 11, 1985; promoted to a Preventive Maintenance Mechanic on April 3, 1989; promoted to a Preventive Maintenance Mechanic Leader on April 2, 1998; and then promoted to a Preventive Maintenance Mechanic Supervisor on December 13, 2000; and

WHEREAS, Mr. Aflague performed his duties in a satisfactory manner; and


WHEREAS, Mr. Aflague will be sorely missed, all concerned wish him the best on his retirement; now therefore be it

RESOLVED, that the Board of Directors on behalf of the employees and management of the Jose D. Leon Guerrero Commercial Port commend Mr. Terrance R. Aflague, for his public service and hope that his retirement will be a happy and fruitful period for him and his family; and be it further

RESOLVED, that the Secretary certify to and the Chairman attest the adoption hereof and that copies of the same be thereafter transmitted to Mr. Terrance R. Aflague.

PASSED AND ADOPTED UNANIMOUSLY BY THE BOARD OF DIRECTORS THIS 9th DAY OF OCTOBER, 2015.


FRANCISCO G. SANTOS
CHAIRMAN, BOARD OF DIRECTORS
PORT AUTHORITY OF GUAM


TIMOTHY T. KERNAGHAN
SECRETARY, BOARD OF DIRECTORS
PORT AUTHORITY OF GUAM



Resolution No. 2015-12

**RELATIVE TO COMMENDING AND CONGRATULATING MR. JLAWRENCE M. CRUZ ON
HIS RETIREMENT FROM THE JOSE D. LEON GUERRERO COMMERCIAL PORT**

BE IT RESOLVED BY THE BOARD OF DIRECTORS OF THE PORT AUTHORITY OF GUAM:

WHEREAS, Mr. Jlawrence M. Cruz, an employee of the Port Authority of Guam (PAG), retired October 8, 2014 after 3 years of government service with PAG, and prior years at various government of Guam agencies; and

WHEREAS, he began his employment with the Authority as a Contract Management Administrator; and

WHEREAS, Mr. Cruz performed his duties in a satisfactory manner; and

WHEREAS, Mr. Cruz will be sorely missed, all concerned wish him the best on his retirement; now therefore be it

RESOLVED, that the Board of Directors on behalf of the employees and management of the Jose D. Leon Guerrero Commercial Port commend Mr. Jlawrence M. Cruz, for his public service and hope that his retirement will be a happy and fruitful period for him and his family; and be it further

RESOLVED, that the Secretary certify to and the Chairman attest the adoption hereof and that copies of the same be thereafter transmitted to Mr. Jlawrence M. Cruz.

**PASSED AND ADOPTED UNANIMOUSLY BY THE BOARD OF
DIRECTORS THIS 9th DAY OF OCTOBER, 2015.**


FRANCISCO G. SANTOS
CHAIRMAN, BOARD OF DIRECTORS
PORT AUTHORITY OF GUAM


TIMOTHY T. KERNAGHAN
SECRETARY, BOARD OF DIRECTORS
PORT AUTHORITY OF GUAM



Resolution No. 2015-13

**RELATIVE TO COMMENDING AND CONGRATULATING MS. KATHERINE J.S. CRUZ ON
HIS RETIREMENT FROM THE JOSE D. LEON GUERRERO COMMERCIAL PORT**

BE IT RESOLVED BY THE BOARD OF DIRECTORS OF THE PORT AUTHORITY OF GUAM:

WHEREAS, Ms. Katherine J.S. Cruz, an employee of the Port Authority of Guam (PAG), retired May 1, 2015 after 20 years of government service with PAG; and

WHEREAS, she began her employment with the Authority as an Electrician I on July 4, 1994; promoted to an Electrician II on October 27, 1997 and then demoted to an Administrative Assistant on June 27, 2011; and

WHEREAS, Ms. Cruz performed her duties in a satisfactory manner; and

WHEREAS, Ms. Cruz will be sorely missed, all concerned wish her the best on her retirement; now therefore be it

RESOLVED, that the Board of Directors on behalf of the employees and management of the Jose D. Leon Guerrero Commercial Port commend Ms. Katherine J.S. Cruz, for her public service and hope that her retirement will be a happy and fruitful period for her and her family; and be it further

RESOLVED, that the Secretary certify to and the Chairman attest the adoption hereof and that copies of the same be thereafter transmitted to Ms. Katherine J.S. Cruz.

**PASSED AND ADOPTED UNANIMOUSLY BY THE BOARD OF
DIRECTORS THIS 9th DAY OF OCTOBER, 2015.**



**FRANCISCO G. SANTOS
CHAIRMAN, BOARD OF DIRECTORS
PORT AUTHORITY OF GUAM**



**TIMOTHY T. KERNAGHAN
SECRETARY, BOARD OF DIRECTORS
PORT AUTHORITY OF GUAM**



Resolution No. 2015-14

RELATIVE TO COMMENDING AND CONGRATULATING MR. DANIEL B. CARAYOAN ON HIS RETIREMENT FROM THE JOSE D. LEON GUERRERO COMMERCIAL PORT

BE IT RESOLVED BY THE BOARD OF DIRECTORS OF THE PORT AUTHORITY OF GUAM:

WHEREAS, Mr. Daniel B. Carayoan, an employee of the Port Authority of Guam (PAG), retired July 17, 2015 after 22 years of government service with PAG; and

WHEREAS, he began his employment with the Authority as a Security Guard on December 7, 1992; promoted to a Security Officer on March 29, 1995 and then promoted to a Port Police II on June 27, 1995; and

WHEREAS, Mr. Carayoan performed his duties in a satisfactory manner; and

WHEREAS, Mr. Carayoan will be sorely missed, all concerned wish him the best on his retirement; now therefore be it

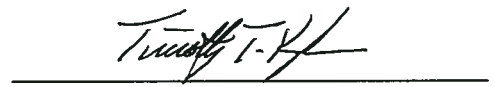
RESOLVED, that the Board of Directors on behalf of the employees and management of the Jose D. Leon Guerrero Commercial Port commend Mr. Daniel B. Carayoan, for his public service and hope that his retirement will be a happy and fruitful period for him and his family; and be it further

RESOLVED, that the Secretary certify to and the Chairman attest the adoption hereof and that copies of the same be thereafter transmitted to Mr. Daniel B. Carayoan.

**PASSED AND ADOPTED UNANIMOUSLY BY THE BOARD OF
DIRECTORS THIS 9th DAY OF OCTOBER, 2015.**



**FRANCISCO G. SANTOS
CHAIRMAN, BOARD OF DIRECTORS
PORT AUTHORITY OF GUAM**



**TIMOTHY T. KERNAGHAN
SECRETARY, BOARD OF DIRECTORS
PORT AUTHORITY OF GUAM**



Resolution No. 2015-15

**RELATIVE TO COMMENDING AND CONGRATULATING MR. ANTHONY J. AGUON ON HIS
RETIREMENT FROM THE JOSE D. LEON GUERRERO COMMERCIAL PORT**

BE IT RESOLVED BY THE BOARD OF DIRECTORS OF THE PORT AUTHORITY OF GUAM:

WHEREAS, Mr. Anthony J. Aguon, an employee of the Port Authority of Guam (PAG), retired November 21, 2014 after 17 years of government service with PAG; and

WHEREAS, he began his employment with the Authority as a Carpenter I on August 18, 1997; promoted to a Carpenter II on January 12, 1998 and then promoted to a Building Maintenance Leader on June 26, 2006; and

WHEREAS, Mr. Aguon performed his duties in a satisfactory manner; and

WHEREAS, Mr. Aguon will be sorely missed, all concerned wish him the best on his retirement; now therefore be it

RESOLVED, that the Board of Directors on behalf of the employees and management of the Jose D. Leon Guerrero Commercial Port commend Mr. Anthony J. Aguon, for his public service and hope that his retirement will be a happy and fruitful period for him and his family; and be it further

RESOLVED, that the Secretary certify to and the Chairman attest the adoption hereof and that copies of the same be thereafter transmitted to Mr. Anthony J. Aguon.

**PASSED AND ADOPTED UNANIMOUSLY BY THE BOARD OF
DIRECTORS THIS 9th DAY OF OCTOBER, 2015.**



**FRANCISCO G. SANTOS
CHAIRMAN, BOARD OF DIRECTORS
PORT AUTHORITY OF GUAM**



**TIMOTHY T. KERNAGHAN
SECRETARY, BOARD OF DIRECTORS
PORT AUTHORITY OF GUAM**

