



PORT OF GUAM
ATURIDAT I PUETTON GUAHAN
Jose D. Leon Guerrero Commercial Port
1026 Cabras Highway, Suite 201, Piti, Guam 96925
Telephone: 671-477-5931/35 Facsimile: 671-477-2689/4445
Website: www.portguam.com



Eddie Baza Calvo
Governor of Guam
Ray Tenorio
Lieutenant Governor

REGULAR MEETING OF THE BOARD OF DIRECTORS
Jose D. Leon Guerrero Port Authority of Guam
Tuesday, September 8, 2015
11:45am

AGENDA

- I. CALL TO ORDER
- II. APPROVAL OF MINUTES
 - a. August 20, 2015 – Regular Board Meeting
- III. PUBLIC COMMENTS
 - a. Public Comments
 - b. Employee Comments
 - c. PAGGMA Association
- IV. GENERAL MANAGER'S REPORT
- V. OLD BUSINESS
- VI. NEW BUSINESS
 1. Fiscal Year 2016 Budget
 2. Budget Transfer Request:
 - a. High & Low Tower Repair & Upgrade Project
 - b. Generator Relocation and Installation Project
 - c. Container Yard Repair & Improvements
 - d. Legal Services
 3. Resolution No. 2015-08 Classification Specification Standards
 4. MAGPRO – Governor's Employees Recognition Program
- VII. ADJOURNMENT



PORT OF GUAM
ATURIDAT I PUETTON GUAHAN
Jose D. Leon Guerrero Commercial Port
1026 Cabras Highway, Suite 201, Piti, Guam 96925
Telephone: 671-477-5931/35 Facsimile: 671-477-2689/4445
Website: www.portguam.com



Eddie Baza Calvo
Governor of Guam
Ray Tenorio
Lieutenant Governor

**MINUTES OF THE
REGULAR MEETING OF THE BOARD OF DIRECTORS
Thursday, August 20, 2015**

I. CALL TO ORDER

There being a quorum, the regular meeting of the Board of Directors was called to order at 12:00 p.m., Thursday, August 20, 2015. Present at the meeting were:

Francisco Santos, Chairman
Oscar Calvo, Vice Chairman
Timothy Kernaghan, Board Secretary
Joanne M.S. Brown, General Manager
Mr. Alfred F. Duenas, Deputy General Manager (Admin/Finance)
Atty. Darleen Hiton, Co-Counsel

Absent was Mr. Felix R. Pangelinan, Deputy General Manager (Operations). Also present were Senator Tom Ada's office-Blaine Dydasco; Marianas Variety-Jasmine Stole; EA Engineering-Richard Price and Port Management staff.

II. APPROVAL OF MINUTES

- a. **July 1, 2015 – Regular Board Meeting**
- b. **July 22, 2015 – Special Board Meeting**

Mr. Kernaghan made motion to approve the minutes of July 1, 2015 and July 22, 2015 subject to correction. The motion was seconded by the Vice Chairman and was unanimously passed.

III. PUBLIC COMMENT

- a. **Public Comment:** None.
- b. **Employee Comment:** None.
- c. **PAGGMA Association:** Report was made that the PAGGMA association is providing support and assistance to the Port's Labor Day Committee and has issued donation requests for this event. Port Committee Co-Chair mentioned that logistics are currently being finalized. The Port tent is located behind the Guam Visitors Bureau in Tumon. Labor Day is scheduled on Sunday, September 6, 2015. The Chairman advised to extend invites to the Port tenants.

IV. GENERAL MANAGER'S REPORT

The General Manager's report was provided for Board's information. Following key item(s) are noted as follows:

1. **Port Opens New Terminal Gate Complex:** The Port in coordination with MARAD, EA and Black Construction announced and opened its new Terminal Gate Complex and Container Yard on August 3, 2015. The 3.7 acre Gate Complex includes three new gate stalls, four lanes, a three generator load center, high mast lighting, storm water infrastructure, and domestic water and fire suppression system that includes 274,000 gallon concrete water tank. In addition, the new container yard covers 4.6 acres in size. The new facility is the third and final phase of the \$50M Guam Commercial Port Improvement (GCPI) Program. The overall project is slated for completion in October 2015. A formal ceremony for the entire completion of the GCPI Program is scheduled for December 9, 2015.
2. **Tropical Storm Goni (16W):** In response to Tropical Storm Goni, the Port began preparation plans on August 15, 2015. Condition of Readiness 4 was declared on August 16, 2015 and the Port returned back to normal conditions. The only damage as a result of the storm was the chain-link gate at the former Gatehouse which has since been repaired.
3. **Typhoon Chan-Hom (09w):** First week of July, port operations were impacted with the arrival of Typhoon Chan-Hom. Port maintenance personnel addressed the securing of the cranes, other port equipments and facilities. Condition of Readiness 4 was declared on July 5, 2015. There were no major issues with the Port as a result of this typhoon.
4. **FEMA Reimbursement for Typhoon Dolphin:** The Port filed its request for reimbursement to FEMA as a result of Typhoon Dolphin in the amount of \$75,465.64. In response, FEMA's reimbursement to the Port was only \$17,033.86. The Port then filed an appeal with FEMA requesting \$64,367.67 in overtime labor cost and benefits and \$11,097.97 for equipment expenditures. Administrative labor/cost related was not considered allowable cost by FEMA for reimbursement; therefore, the total request by the Port for reconsideration is \$66,959.27.
5. **Credit to Port's Administration Building Tenants:** The Port Admin Tenants impacted by the fire incident on June 1, 2015 will be credited for office space lease and common area fees for the months of June and July 2015.
6. **Tractor Donation from Matson:** On July 28, 2015, Matson notified the Port that they sent a letter to the Governor on July 24, 2015 with information that the Port is in urgent need of cargo handling equipment and that Matson has the ability to donate up to five yard tractors which will be used to service all carriers. While Matson is aware the Port had initiated the process to procure close to \$5M additional equipments to include yard tractors, there was an immediate concern that Port's existing fleet of tractors may go out of commission and cargo movement will be further delayed. Donations made to the Government of Guam is guided and

authorized by 5 GCA, Section 22408. The five tractors arrived on island August 12, 2015 and the Port has completed with processing all of the necessary documents.

7. **Final Approval for the Port's \$2 Million Dollar USDA Community Facility Direct Loan:** A loan closing was held on July 15, 2015 for the \$2M USDA CF direct loan to fund the acquisition of cargo handling equipment that includes eight tractors, four 5-ton forklifts, a compact articulated boom, two portable dual operation welding machines, a telescopic boom lift and an industrial street sweeper.

8. **PUC Hearing Scheduled for Port Contract:** Public Utilities Commission will hold its regular meeting on August 27, 2015 to address PAG Docket 15-05 relating to the Port's Owners/Agent Engineer Services Agreement. Management will be participating in this meeting.

9. **Designation of Port's Counsel to Serve as Special Assistant Attorney General:** In response to the Port's request, the Attorney General provided a formal letter on July 10, 2015 indicating that Port's counsel has been designated as a Special Assistant Attorney General. This designation will provide the Port counsel the authority to review procurement solicitations and contracts that are estimated to result in an award of over \$500K.

10. **Port 2015 Liberation Float:** The Port won 3rd place in the Government of Guam category in this year's Liberation Day Parade.

V. OLD BUSINESS

- a. **Mobile Harbor Crane:** No new development.
- b. **Gantry Crane 2:** No new development.

VI. NEW BUSINESS

1. **Imagine Guam Presentation:** Tabled.
2. **Budget Transfer Request:**
 - a. **Executive Secretary Position**
 - b. **Charge Account Services**
 - c. **Port Police Vehicles**
 - d. **Port Police Division**
 - e. **Admin Building Repairs**

Mr. Alfred F. Duenas, Deputy General Manager of Admin/Finance (DGMA) presented the items under the budget transfer request. He noted that specific to item (b), the funding source identified should reflect CIP Upgrade 1st Floor Men's Restroom Admin Building account; all other requests remain. As to items (c) and (d), Mr. Kernaghan mentioned that the funding source identified for those two items are from the Insurance Workers Compensation account, and asked

whether there would be sufficient funds to support WC expenditures for the remainder of this fiscal year. DGMA replied positively.

Mr. Kernaghan made motion to approve items (a), (b), (c), (d) and (e) budget transfer requests accordingly as presented, seconded by the Vice Chairman. Motion was unanimously approved.

3. **Procurement Contract Services:** Mrs. Alma B. Javier, Procurement Manager presented the contract summary update and requests for Board authorization for the Port to exercise the option renewals in accordance with the respective contracts. Mr. Kernaghan asked whether the option renewal terms were included in each of the original contracts. Mrs. Javier replied positively and that the end-users have provided memorandums of satisfactory contract performance and requests to proceed with extension renewals.

Mr. Kernaghan made motion that all the procurement contract extensions brought before the Board in today's meeting are extended through the period as stated on the attachment. Motion was seconded by the Vice Chairman and was unanimously approved.

4. **Travel Authorization Request:**
- a. Prevention & Response to Suicide Bombing Incident Training, New Mexico Tech, September 21-25, 2015, Socorro, New Mexico
 - b. Counterterrorism Operations Support Nevada Test Site, October 12-15, 2015, Las Vegas, Nevada
 - c. Incident Response to Terrorist Bombing Training, New Mexico Tech, October 19-22, 2015, Socorro, New Mexico

The Vice Chairman made motion to authorize travel for port participation for items (a), (b) and (c) under Travel Authorization Request as presented or otherwise directed by the General Manager. Motion was seconded by Mr. Kernaghan and was unanimously approved.

VII. ADJOURNMENT

There being no further business to discuss, it was moved by Mr. Kernaghan and seconded by the Vice Chairman to adjourn the meeting at 1:05 p.m. The motion was unanimously passed.



TIMOTHY T. KERNAGHAN, Board Secretary
Board of Directors

APPROVED BY:



FRANCISCO G. SANTOS, Chairman, Board of Directors



General Manager Report

To

PAG Board of Directors

September 8, 2015

General Port Operations

Procurement of Port Equipment

On Wednesday, August 26, 2015, the Port was notified that protest was filed by a bidder that resulted in the Stay of Procurement Status on the Port's acquisition of two (2) Top Lifters. The original bid announcement by GSA was published on Friday, July 31, 2015. However, the original bid package and specifications were transmitted to GSA since Wednesday, May 6, 2015. Once received, GSA in turn transmitted the bid package and specifications to the Office of the



Toplifter

Attorney General for review and concurrence on Thursday, June 25, 2015. On Monday, July 6, 2015, the Office of the Attorney General returned the bid package to GSA with instructions to forward the document to the Port's legal counsel Phillips & Bordallo for review as the designated Special Assistant Attorney General. On Thursday, August 13, 2015, an amendment was filed to extend the bid opening from Monday, August

17, 2015 to Monday, August 31, 2015. Then on Tuesday, August 25, 2015 an amendment was filed extending the bid opening from August 31, 2015 to Friday, September 4, 2015. The additional questions from the bidders and timeline responses from the Port delayed the anticipated bid opening by three (3) weeks.

The Port submitted its response to GSA denying the bidder's protest Tuesday, September 1, 2015. To date the procurement of the Top Lifters is on hold pending the outcome of the protest.

As for the additional equipment to be procured by the Port, the Port submitted its procurement documents to GSA on Monday, July 13, 2015. The Port was informed that the different types of equipment from tractors to forklifts are being broken down in to separate bid packages. The Port was informed that the public announcement should be published this week.



Tractors

Removal of Port's Container Village and Status of Construction for Renovated Offices

The Port's container village was removed by the Port's insurance contractor on Monday, August 31, 2015. The Port's tenants, CTSI and Inchape, have since been returned back to their office space. However, there are requested renovations by Cabras Marine to expand their office space into a portion of Matson's former footprint that will extend the timeline before Cabras is able to reoccupy their office space.




Removal of Temporary Container Office Space.

The Port's anticipates reviewing its punch list with the insurance's contractor on the construction of the Human Resources Office and the Customs Office by next week. The Port is also addressing additional concerns with the Guam Fire Department (GFD) to include additional fire alarms to be located in the renovated offices spaces. The next inspection by GFD is scheduled for Friday, September 11, 2015.

HR Division new Counter Service



Newly renovated office space for Customs &



Port's Assistance with Business Sector Disaster Damage Assessment (BSDDA) for Tropical Storm Goni

The Port staff once again provided assistance with the Business Sector Disaster Damage Assessment (BSDDA) regarding negative impacts to business that may have resulted from Tropical Storm Goni. The assessment commenced on Monday, August 17, 2015 and the Port team included Administrative Assistant Betty Wusstig- Perez and Administrative Assistant Jacqueline Cruz. According to Ms. Wusstig-Perez, "Of the fifty six (56) businesses identified, forty nine (49) were assessed with seven (7) unavailable. " She further stated that the survey forms were submitted to the Bureau of Statistics and Plans that is responsible for preparing a report to the Governor of Guam within seventy-two (72) hours after the island is returned back to Condition of Readiness IV.

The Port's Area of Responsibility (AOR) includes the villages of Asan, Piti and Cabras Island.

National Highway Traffic Safety Administration's (NHTSA) MAP-21 Federal Program Funding

On Tuesday, August 25, 2014, the Port was notified by the Department of Public Works Director and Governor's Highway Safety Representative Glenn Leon Guerrero that the Port was awarded \$24,850.00 for Police Traffic Services under the Operation "a dai he' hao (Watch Out!) Program for FY 2016. The funding will be provided to Port Police to address the following: target speeding, crashes related to speeding, reckless driving, imprudent driving and unsafe driving habits along the roadways.

The Port's jurisdiction for enforcement includes Route 11, Route 1 to Hagatna Marina and Route 2 to the Agat Marina.

This grant award is %100 federally funded. The GM signed off on the FY 2016 Grant Project Agreement with DPW on Wednesday, August 26, 2015.

In FY, 2015, the first year of Port's Police participation in the Highway Safety Programs, the Port was awarded \$26,812 for overtime cost incurred for enforcement activities, Port participation at the National Lifesavers Conference and the purchase of a Laser Speed Gun that the Port acquired in July of this year.

PUC Hearing for Port Contract

On Thursday, August 27, 2015 the Port attended the PUC's regular business meeting to consider the following request from the Port:

PAG Docket 15-05, Petition for Approval of Owners/Agent Engineer Services Agreement with Parsons Brinckerhoff, ALJ Report, and Proposed Order.

Attending on behalf of the Port were the GM, Deputy GM for Administration and Finance Alfred Duenas, Deputy GM for Operations, Felix Pangelinan, Procurement Manager Alma Javier and Commercial Manager Glenn Nelson.

PUC Counsel Fred Horecky provided an overview to the Commissioners on the Port's request for the approval of its Owners/Agent Services Agreement and presented the findings of Administrative Law Judge Joephet R. Alcantara who determined that the Port's petition "appears commercially reasonable and not burdensome." He also reported that the agreement will not have a negative impact on rate payers due to the source of the funding being provided by the federal government.

As a result the PUC voted to approval the Port's Petition for an Owners/Agent Engineer Services Agreement with Parsons Brinckerhoff at a cost of \$1,380,000.00.

PUGG Meeting for the Month of August 2015

The monthly PUGG Meeting was held on Thursday, August 20, 2015. Present on behalf of the Port were the GM, Operations Manager John Santos, Transportation Superintendent Ray Santos and Safety Administrator Vince Acfalle.

Present on behalf of the PUGG were MSA Representative Byron Valera, Mell Representative Edward Cruz and Ambyth Representatives Greg David and Joe Guerrero.

Operations Manager Santos initiated the meeting by discussing the status of the new Gatehouse since it's opening on the morning of Monday, August 3, 2015. Overall, he informed the PUGG that the new gate procedures have been very successful and added that eventually when the Gate Operating System (GOS) is acquired, the gates will be man less. He went on to discuss the procedures with the seals on the containers and the current pilot program with Matson to improve the processing of the containers. Mr. Santos stated that last year the Port coordinated with Customs and Quarantine to implement a pilot program with Matson to facilitate the processing of containers that may have very minor discrepancies with regards to the seal number. He provided an example such as a seal number that may be listed on one document as "0010" but may be listed on the seal as "001." These discrepancies require further review and correction

before a container can be released and this has been a source of frustration for the truckers. Mr. Santos added that he is aware that the other carriers would like to see this pilot program extended to them as well.

Mr. Santos also discussed the weekly progress meeting with G4S for the installation of the Terminal Operating System (TOS) and the ongoing training that will be provided to the Port employees operating the system in September and October of this year. He stated that the Port is aiming for March of 2016 for the implementation of the new TOS which is much anticipated considering the current TOS is an antiquated system.

Mell Representative Ed Cruz inquired if the TOS system would be able to track and report the status of the refrigerated containers? Mr. Santos responded that the new system will convert the current paper system to a paperless system. He added that the Yard will be marked down to match the computer tracking system to identify the location of every container in the Yard from the time it is unloaded, reloaded, or leaves the Port Yard. He stated that there are still challenges ahead and that the new TOS will have modules that can still be added to expand the system, but also relayed that additional technology will cost a "pretty penny."

Mr. Santos went on to discuss the ongoing challenges in the Yard to maintain the flow of operations and still work around the current construction projects such as the water line installation and the Oil Water Separators that are located throughout the Yard. He also discussed the current equipment challenges that have slowed down the movement of cargo to, from, and within the Yard. He added that with the recent typhoon in Saipan, there is more cargo including 200 power poles that have been loaded on barges.

Ambyth Representatives Greg David inquired about the status of the Port's procurement process. The GM responded that the Port does not have full delegation to procure its supplies and parts. The Port does have delegation authority from Public Works for its construction projects and its professional services contracts. Mr. David replied that perhaps this is an area that the PUGG can assist the Port to work with the legislature and restore the Port's procurement authority. The GM stated that the Port has currently assigned two of its employees to the General Services Agency (GSA) to facilitate Port procurement documents. She also stated that the Port can undertake multi-million dollar construction projects but cannot procure its own toilet paper. There is something wrong with this process. The GM also stated that the Port has had three (3) years of clean audits and is only one of two departments in the entire Government of Guam that has this status. The GM elaborated on the training that was undertaken by the Procurement Division and the Procurement Manager at GCC to obtain procurement certification. She added that additional personnel will be sent to the same training this year. The GM relayed that the Port would still have to follow the same procurement requirements, but would be in a better position to move

forward its priorities if it controlled its own procurement process. The GM also provided examples of the requirement to wait for the Government of Guam to procure tires before a vendor for the Port could be identified to procure tires for its Top Lifters. Without operating Top Lifters at the Port, there will not be much of any cargo moving out into the community.

Mr. Cruz and Mr. David both inquired if other accommodations can be made for the carriers and truckers to come into the Yard and get containers after hours to offset, equipment limitations. Mr. Santos responded that the Port provided this access services in the past and can do so again. He stated that additional gate hours can be provided and late gate services can be extended on Wednesdays and Thursdays as needed. Both gentlemen replied that these are ways that the needs of the carriers and truckers can be accommodated due to equipment delays in the interim. Mr. Santos replied that he will follow-up on this request.

Guam Commercial Improvement Program Project Turnovers



West Parking Lot

On Thursday, August 27, 2015, EZ Deputy Program Manager Tressie Word forwarded to the GM the Partial turnover documents for the following Facility Expansion Projects: Oil Water Separator 3, Oil Water Separator 5 and the West Employee Parking area.

The GM signed the documents accepting these facilities on Tuesday, September 1, 2015.



Oil Water Separator 3

Progress Development of GCPI Program Projects

CMU Perimeter Fencing Project located in front of old Gate House



High & Low Tower Renovation Project



New Main Gate & Breakbulk Expanded Yard



Inside Wire Fencing for Rigger Shop



GFD Rescue Office at Gregorio D. Perez Marina

On Friday, May 15, 2015 the GM received a letter from Guam Fire Department (GFD) Chief Joey San Nicolas for the Port's assistance in providing space at the Gregorio D. Perez "Hagatna" Marina to re-establish Rescue Unit 2 to respond to water related emergencies. Fire Chief San Nicolas relayed that GFD that during the renovations of the Hagatna Marina, Rescue Base 1 was demolished, thus requiring the relocation of Rescue 2 to the Sinajana Fire Station. Due to the distance of Rescue 2, from the marina, GFD is not able to respond as quickly to water related emergencies. Chief San Nicolas referenced two (2) fatalities that had occurred at the mouth of the marina in recent years that may have resulted in a different outcome had GFD been present at the marina during these unfortunate incidences.

Chief San Nicolas further relayed that GFD has received federal funding that will allow the department to acquire a container/modular structure and re-establish GFD's footprint at the marina. The container/modular building will not be permanent in nature and will have elevated footings to minimize the impact on the surrounding areas.

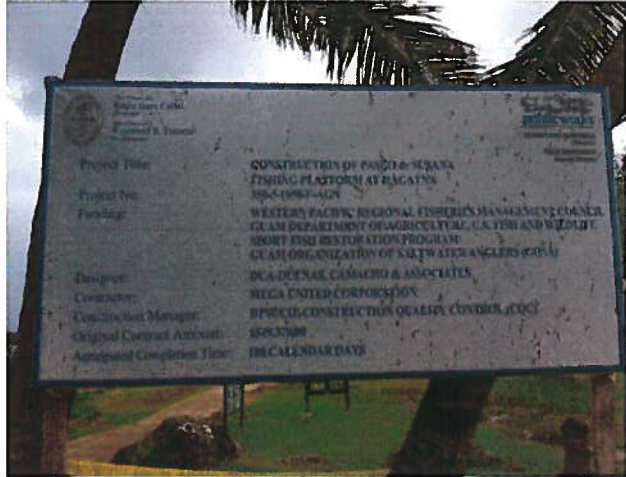


Potential site for GFD Rescue Unit.

The location of the GFD building will require the relocation of the Port's flagpole and Gregorio D. Perez memorial monument by a few feet by the project contractor. The new office facility will include the installation of security cameras and monitoring devices to be utilized by the Marina Manager.

The Port is awaiting construction plans for the container building and an onsite inspection was conducted on Wednesday August 26, 2015 with the Port's Engineering Division.

Paseo De Susana Fishing Platform Project




On Wednesday, September 2, 2015, a ground breaking ceremony was held by the Guam Department of Agriculture to announce the commencement of construction for the Paseo De Susana Fishing Platform Project. The project will provide a platform that will be 136 feet long by 15 feet wide and will be used for the purpose of recreational and subsistence fishing. The platforms will also construct concrete surfaced ramps and decks to include a railing system that will be compliant with the Americans with Disabilities Act (ADA).

The construction cost for the project is \$549,370.00 and is funded by the Western Pacific Regional Fisheries Management Council, U.S. Fish and Wildlife Sport Fish Restoration Program, Guam Department of Agriculture and the Guam Organization of Saltwater Anglers.

The Port Authority of Guam entered into an MOA with the Department of Agriculture and the Department of Parks and Recreation on March 7, 2013 to develop the fishing platform

for Paseo De Susana Fishing Platform Project. The fishing platform will extend over submerged property that falls under the Port's jurisdiction.



Construction Site for the Fishing and Viewing Platform, Hagatna Marina

Port Safety Issues

Spider's Found in Container

On Monday August 17, 2015, the GM received a report from Safety Inspector II John T. Santos concerning possible Black Widow spiders that were found in a 40 ft. container (TCLU 800763) that was being devanned by the Container Freight Station (CFS) Building. He reported that Cargo Checker Supervisor Joseph Tajalle had provided the report to the Safety Office.

Mr. Santos further reported that around 9:25 a.m. that morning, Port Police and Customs and Quarantine were immediately contacted to conduct their own inspection when more spiders were also found. Devanning operations were suspended. At 10:20 a.m. that morning Customs arrived and collected samples of the spiders that were examined by Department of Agriculture's Entomologist Dr. Russel Campbell who determined that "spiders were non-latrodictus spiders in which generally are considered less dangerous to humans than the black widow spiders. It also does not require the vessel to be fumigated."

At about 10:20 a.m. Customs and Quarantine Officer's arrived and collected samples of the spiders to be examined by Dr. Campbell, Entomologist. Also, the devanning of the container (TCLU 800763) was stopped temporarily until clearance by Dr. Campbell.

Mr. Santos concluded his report by stating that "At about 2:30p.m., 8/17/15 Customs and Safety cleared the container to be devanned. The container was fumigated with insecticide."

Damage to Tractor #84

On Friday, August 21, 2015, the GM received a report from Safety Inspector III Paul Salas concerning damage to Tractor # 84 that was being operated by Equipment Operator II George Camacho while he was draying containers to be loaded on the vessel Kyowa Rose. According to Mr. Salas, Mr. Camacho was located under the hook of Gantry #6 while awaiting a container for loading. During this time Mr. Camacho opened the right window of the tractor for ventilation when the glass was stopped by an exposed metal screw, causing the rear glass window to shatter.

Mr. Salas determined during his inspection that the metal screws that were designed to hold the rubber stoppers were missing or may have fallen out as a result of wear and tear. Upon further review of the "daily trip ticket" Mr. Salas stated that the form was filled out and the section for the left and right window were checked off as "okay" and indicated that the operator may not have checked to determine if the rubber stoppers were in place or already missing.

Mr. Salas recommended that all tractor operators be advised to inspect their sliding windows for proper rubber stoppers and properly report deficiencies to their supervisor.

Mr. Salas further recommended that this incident be discussed by the Accident Review Board to provide recommendations to be forwarded to the General Manager.

Damage Pavement at F-4

On Saturday, August 22, 2015 the GM received a report from Safety Inspector II John T. Santos concerning damaged pavement at F-4 that resulted from the use of a single wooden plank below the ramp on the vessel Kyowa Rose while the vessel was listing and scraping the pavement.

Mr. Santos further reported that that vehicles and break-bulk cargo were being loaded using the vessel Kyowa's ramp. He also stated that Port Police, the MSA agent and the Chief Mate of the Kyowa Rose were notified and acknowledged the incident.

Mr. Salas further recommended that this incident be discussed by the Accident Review Board to provide recommendations to be forwarded to the General Manager.

Hydraulic Oil Spill from Top Lifter #09-04

On Tuesday, August 25, the GM was forwarded an incident report from Safety Inspector III Paul Salas that was generated on Wednesday, August 19, 2015 by Safety Inspector Kenneth A. Santos (Detailed) concerning a hydraulic oil spill from the main mast on Top Lifter #09-04. As a result, Mr. Santos shut off the Top Lifter and reported the incident to Supervisor

According to Mr. Santos, Equipment Operator III Ted Cruz was operating Top Lifter #09-04 near Area X when he noticed fluid leaking from a hydraulic hose. As a result, Mr. Santos shut off the Top Lifter and reported the incident to his Supervisor Mike Tajeron.

Mr. Santos reported that sand was used to clean up the spill and the National Response Center (NRC) was notified of the incident under Case # 1126039. He estimated that around two (2) gallons of fuel spilled from the faulty hydraulic hose.

Hydraulic Oil Spill from Top Lifter #09-06

On Wednesday, August 26, 2015, the GM was forwarded an incident report from Safety Inspector II John T. Santos concerning a hydraulic oil spill from Top Lifter #09-06 that was operated by Equipment Operator III Kevin R. Sanchez. According to Mr. Santos, Mr. Sanchez was assigned to ground containers at area HB3. While he was in the process of discharging a 20 ft. container, he noticed hydraulic fluid leaking from the left side of the Top Lifter's spreader.

Mr. Santos reported that approximately 1 ½ gallons of hydraulic oil had spilled out from the hydraulic hose. He also reported that Heavy Equipment Mechanic II William M. Hudson determined that a faulty high pressure twist lock hose was the cause of the oil leak. Mr. Santos further stated that the National Response was notified of this incident and issued Report #1126694.

Mr. Santos concluded his report and recommended that this incident be discussed at the next Safety Briefing for Transportation and further discussed by the Accident Review Board to provide recommendations to be forwarded to the General Manager.

Hydraulic Oil Spill from Top Lifter #09-04

On Friday, August 28, 2015, the GM was forwarded an incident report from Safety Inspector III Paul Salas concerning a hydraulic oil spill from Top Lifter #09-04 that was operated by Equipment Operator III Jacob Aquiningoc while he was grounding containers at Area Z. According to Mr. Salas, Mr. Aquiningoc noticed the oil leaking from a busted hydraulic hose line on the mast of the Top lifter that was cracked from wear and tear. Mr. Salas estimated that approximately one (1) gallon of hydraulic oil had leaked out and was cleaned up with absorbent pads and sand. The National Response Center was notified and issued Report #1126830.

Mr. Salas determined that the primary cause of the incident was a faulty hydraulic hose.

Mr. Salas concluded his report and recommended that this incident be discussed at the next Safety Briefing for Transportation and further reviewed by the Accident Review Board to provide recommendations to be forwarded to the General Manager.

Work Injury

On Friday, August 28, 2015, the GM was forwarded an incident report from Safety Inspector III Paul Salas concern a work injury sustained by Stevedore Benny Cruz while he was unrigging cables from cement poles being loaded unto Barge S-7000 at F-4 by Gantry #6. During this process, Mr. Cruz was unhooking the web sling from a pole when one of the 4x4 wood beams that were used to separate the poles snapped in half striking Mr. Cruz on his right chin. Mr. Cruz complained of pain and swelling to his chin.

Mr. Salas reported that the required Workers Compensation 201 and 202 forms. However, Mr. Cruz refused medical treatment at the time of the incident.

Mr. Salas stated that the primary cause of this incident was the damaged 4x4 wood beam that broke in half during the loading process.

Mr. Salas recommended that this matter be discussed by the Accident Review Board to provide recommendations to be forwarded to the General Manager.

Hydraulic Oil Spill from Top Lifter #09-06

On Thursday, August 27, 2015, the GM received an incident report from Safety Inspector II John T. Santos concerning a hydraulic oil spill on Top Lifter #9-06. According to Mr. Santos, Equipment Operator III Albert E. Santos was operating Top Lifter #9-06 when he was assigned to transport Gantry #4 spreader to the Crane Mechanic Shop for repair. While he was attempting

to position the Top Lifter's spreader, he noticed that hydraulic oil was leaking from the makeshift drip pan under the Top Lifter.

According to Mr. Santos approximately eight to (8) to ten (10) ounces of hydraulic fluid spilled onto the pavement at F-3 and absorbent pads were used to clean up the spill. The National Response was notified and issued report #1126795.

Mr. Santos also reported that Bunker Operator for IP&E Michael D. Francisco noticed the oily substance on the pavement at F-3 and reported the incident to the Safety Office.

Mr. Santos concluded that the cause of this incident was returning Top Lifter #9-06 back into operation until all proper repairs were completed.

Mr. Santos also recommended that this incident be discussed on the next safety briefing for Fleet Mechanics and then forwarded to the Accident Review Board to provide recommendations to the General Manager.

Hydraulic Oil Spill from Top Lifter #09-04

On Thursday, August 27, 2015, the GM received an incident report from Safety Inspector II John T. Santos concerning a hydraulic oil spill on Top Lifter #9-04. According to Mr. Santos, Equipment Operator Ted R. Cruz was operating Top Lifter #9-04 and had been assigned to load power poles onto Barge S-7000. While Mr. Cruz was awaiting a rigging setup, the front right side of the spreader started leaking hydraulic fluid.

Mr. Santos reported that Heavy Equipment Mechanic II to Renato G. Jardeleza, determined that the cause of the hydraulic fluid leak was from a faulty O-ring on the spreader's solenoid.

Mr. Santos also reported that approximately ½ quart of hydraulic oil spilled onto the asphalt near 1100 bollard at F-4 and relayed that absorbent pads were used to contain and clean up the spill. The National Response was notified and issued Report #1126800.

Mr. Santos concurred with Mr. Jardeleza's determination that the cause of this incident was a faulty O-ring on the spreader's solenoid.

Mr. Santos also recommended that this incident be discussed on the next Safety Briefing for Fleet Mechanics and then forwarded to the Accident Review Board to provide recommendations to the General Manager.

Hydraulic Oil Spill from Tractor #76

On Wednesday, September 2, 2015, the GM received an incident report from Safety Inspector III Paul Salas concerning a hydraulic oil spill from Tractor #76. According to Mr. Salas, Equipment Operator II Ronnie Sablan was operating Tractor #76 and had been assigned to relocate chassis to Area P when he noticed oil leaking onto the ground. He determined that the oil was leaking from a cracked seal in the 5th wheel lift cylinder on the left side of the tractor.

Mr. Salas reported that approximately 1 (one) quart of hydraulic oil had spilled during this incident and that absorbent pads and sand had been used to clean up the spill. The National Response Center was notified and issued Report #1127315.

Mr. Salas also recommended that this incident be discussed on the next Safety Briefing for Fleet Transportation and then forwarded to the Accident Review Board to provide recommendations to the General Manager.

Industrial Incident Involving Tractor #92

On Wednesday, September 2, 2015, the GM received an incident report from Safety Inspector III Paul Salas concerning an industrial incident involving Tractor #92. According to Mr. Salas, Operator II (Casual) George Camacho was operating Tractor #92 in Area P when he attempted to maneuver a 45 foot container into a stall when he misjudged his turn and struck a parked Matson van (Ford/350/L/P#MG737). This resulted in damage to the rear fender of the parked van and minor damage to the bumper of Tractor #92.

Mr. Salas reported that the Mr. Jesse Pereda was the operator of the van and had parked his van to check on the status of the reefers.

Mr. Salas determined that the primary cause of the incident was inattention and haste on the part of Mr. Camacho.

Mr. Salas concluded his report by recommending that this matter be reviewed by the Accident Review Board to provided recommendations to the General Manager.

Invasive Species Found in Shipping Container

On Friday, September 4, 2015, the GM received an incident report from Safety Inspector III Paul Salas concerning the discovery of Black Widow Spiders that were found in a 40 (forty) foot container (MATU 253861) that was being de-vanned at the Container Freight Station (CFS). According to Mr. Salas, Stevedore Leader George Quidachay reported the incident and notified the Safety Office. Once the spiders were discovered the Safety Office immediately notified the

Department of Customs and Quarantine who discovered more spiders during further inspection of the container. De-vanning operations on the container were suspended.

Mr. Salas reported that Customs and Quarantine collected samples of the spiders that were then examined by Department of Agriculture Entomologist Dr. Russel Campbell who determined that the spiders were Black Widow Spiders.

*The GM is awaiting a completed report from the Safety Division on the treatment procedures implemented with the content of the container to exterminate the spiders.

Freedom of Information Act Request

Request from Francine T. Rocio

On Wednesday, August 26, 2015, the Port received a Freedom of Information Act Request from Ms. Francine T. Rocio requesting the following:

Electronic copies of all invoices submitted by the Law Offices of Phillips & Bordallo for work completed during the months of July 2014 to June 2015.

On Monday, September 1, 2015, the Port informed Ms. Rocio that due to the need to search, collect and examine the requested documents, the Port would provide a response back on Friday, September 4, 2015.

On Friday, September 04, 2015 the Port provided a response back to Ms. Rocio.

NOTE: Pages 19 thru 21 are Personnel Related Matters.

FEDERAL GRANT/LOANS & LOCAL FUNDING PROGRAMS
FY2015 Port Modernization Plan
Grant Strategy - Monthly Update

September 3, 2015

Summary Sheet of Funding/Financing

	On-hand	Expenditures	Remaining Balance	NOTES
Port Modernization				
Modernization	\$ 52,600,000.00	\$ 48,854,655.17	\$ 3,745,344.83	\$48.5M Port Enterprise Fund
Security	\$ 7,092,399.00	\$ 5,465,863.13	\$ 1,626,535.87	
Marinas	\$ 1,261,728.00	\$ 961,806.17	\$ 299,921.83	
Port Police	\$ 26,812.00	\$ 8,026.53	\$ 18,785.47	
Grand Totals:	\$ 60,980,939.00	\$ 55,290,351.00	\$ 5,690,588.00	

Applications/Approved Pending

		NOTES
Port Police	\$ 24,850.00	DPW OHS
TIGER 7	\$ 21,556,741.00	USDOT H-Wharf
WHSE 1 Hardening Project	\$ 75,629.00	USDHS FEMA
PAG Facilities Hardening Project	\$ 571,628.64	USDHS FEMA
Grand Totals:	\$ 22,228,848.64	

PORT AUTHORITY OF GUAM - FEDERAL GRANT FUNDING PROGRAMS
Thursday, September 03, 2015

I. Port Modernization

ITEM	GRANT #	PROJECT NAME	Federal or Local Agency	Notice to Proceed	% Completed	Award Date / End Date	Award Amount	Draw Down Submitted	Remaining Balance	STATUS:	
FY2010-01	Port Enterprise Fund	Guam Commercial Port Improvement Program	DoD to DOT Maritime Administration Agency (MARAD)	09/22/10	95.1%	9/22/2010 - 9/22/2015	\$ 48,500,000.00	\$ 46,134,655.17	\$ 2,365,344.83	Transferred to the Port Enterprise Fund on 09/22/2010; As of 3/31/2015 Dashboard Total Transferred to Project \$50M; Total for Contracts \$48.5M; Total for MARAD Admin \$1.5M; EA Engineering \$45,206,655.17; Pending Contract Obligations \$928,000.00 Version: 3/31/2015 PAG Financial Dashboard	
FY2010-03	GR0706-10-10	Project Controls and Program Accountability Services	Office of Economic Adjustment (OEA) DoD	10/01/10	100.0%	10/1/2010 - 9/30/2012 Extension approved - 9/30/2013 Extension approved - 9/30/2013	\$ 750,000.00	\$ 750,000.00	\$ -	PAG has been reimbursed the full grant amount. Awaiting grant close out documents.	
FY 2011-01	GR0706-11-12	Owner's Agent Engineer Support Services	Office of Economic Adjustment (OEA) DoD	04/01/11	100.0%	4/01/2011 - 3/31/2012 Extension approved - 01/31/2014 Extension approved - 11/30/2014	\$ 1,970,000.00	\$ 1,970,000.00	\$ -	PAG has been reimbursed the full grant amount. Awaiting grant close out documents.	
FY 2015-02	GR0706-15-21	Owner's Agent Engineer Support Services	Office of Economic Adjustment (OEA) DoD			01/04/2015 - 12/31/2016	\$ 1,380,000.00	\$ -	\$ 1,380,000.00	PUC approved contract at their Aug. 27, 2015 meeting. Routing document for final signatures.	
% Performance							\$ 52,600,000.00	\$ 48,854,655.17	\$ 3,745,344.83		

GRAND TOTAL GRANTS FOR MODERNIZATION:

II. SECURITY

ITEM	GRANT #	PROJECT NAME	Federal or Local Agency	Notice to Proceed	% Completed	Award Date / End Date	Award Amount	Draw Down Submitted	Remaining Balance	STATUS:
FY2009-03	2009-PU-T9-0043	IJ 3: Communication Duct Bank Work (formerly Radar/Intrusion Detection System)	PSGP	03/03/10	100.0%	2/2009 - 12/31/2013	\$ 600,832.50	\$ 600,832.50	\$ 0	Project Completed
FY2009-04	2009-PU-PL-0164	Renovation/Upgrade of Existing Port Police Building to Serve as the PAC's Maritime and Port Security Operations Center	President's ARRA Supplemental PSGP	04/12/10	99.1%	09/2009 - 05/31/13	\$ 910,593.50	\$ 902,156.94	\$ 8,436.56	Project Completed
FY2010-01	2010-PU-TD-0080	IJ 1: Command and Control Integration of CCTV Security Surveillance, Access Control/Secured Credentialing, Radar Intrusion/Detection, and TWIC Readers Systems	PSGP	02/10/11	99.9%	06/01/10 - 05/31/2014	\$ 2,257,500.00	\$ 2,254,505.74	\$ 2,994.26	Project Completed
FY2011-01	EMW-2011-PU-00200 S01	IJ1: Upgrade of Emergency Back-up Generators to Support Maritime and Port Security Management and Operations	PSGP	09/01/11	73.4%	09/01/2011 - 08/31/2014	\$ 867,141.00	\$ 636,858.57	\$ 230,282.43	Generator Installation Contract awarded to Pro Pacific. Work ongoing with anticipated completion date within 90 days.

II. SECURITY (cont.)

ITEM	GRANT #	PROJECT NAME	Federal or Local Agency	Notice to Proceed	% Completed	Award Date / End Date	Award Amount	Draw Down Submitted	Remaining Balance	STATUS:
FY2011-02	EMW-2011-PU-002001/2-501	Mobile Cargo and Vehicle CBRNE Detection and Screening System	PSGP	09/01/11	64.7%	09/01/2011 - 08/31/2014	\$ 1,525,790.00	\$ 987,304.00	\$ 538,486.00	Backscatter Van being utilized by Customs. Balance of funding has been designated for several FEMA approved projects. A more detailed project status/completion will be provided in the next grant update.
FY2013	EMW-2013-PU-00206	CMU Wall & Heavy Duty Chain Link Security Fencing	FEMA Port Security Grant Program	Notification of Award Issued 8/24/2013 by DHS Preparedness Grant Program Announcement	18.2%	8/24/2013 - 8/24/2015	\$ 461,712.00	\$ 84,205.38	\$ 377,506.62	Project Ongoing with Contractor Inland Builders.
FY2014		Upgrade and Refurbishment of Safe Boat Acquired from the US Coast Guard Sector Guam	FEMA Port Security Grant Program	Waiting on USDHS/FEMA grant award documents	0.0%		\$ 311,330.00	\$ -	\$ 311,330.00	Purchase Order 12219-05 issued to Pacific Composites, Inc (dba Shipright). Initial pre-planning with Vendor is on Friday, August 4, 2015.
FY2014		Enhancement of the PAG's Critical Infrastructure Cyber Security	FEMA Port Security Grant Program	Waiting on USDHS/FEMA grant award documents	0.0%		\$ 157,500.00	\$ -	\$ 157,500.00	Communication initiated with USCG recommended entity thru US DHS on performing a comprehensive cyber security assessment on the Port's IT/Security infrastructure backbone.
GRAND TOTAL FOR SECURITY:							\$ 7,092,399.00	\$ 5,465,863.13	\$ 1,626,535.87	

III. MARINAS

ITEM	GRANT #	PROJECT NAME	Federal or Local Agency	Notice to Proceed	% Completed	Award Date / End Date	Award Amount	Draw Down Submitted	Remaining Balance	STATUS:
FY2014-01	D14AP00020 / Guam-CIP-2014-1	Agat Marina Dock "C & D" Repairs	Department of Interior Office of Insular Affairs (DOI/OIA)	02/20/15	100.0%	10/1/2013 - 9/30/2018	\$ 939,484.00	\$ 939,484.00	\$ -	Total Project Cost \$1,593,205; Project completed May 14, 2015. PAG reimbursed \$278,993.48 on 8/27/15.
FY2014-02	F13AP01023	Harbor of Refuge A/E Design & Environmental Studies - Phase I	DOI/F&WS/Dept. of Ag/DAWR	07/01/14	20.2%	10/1/2013 - 9/30/2015	\$ 95,000.00	\$ 19,177.70	\$ 75,822.30	PAG Sub-grantee through DOAg; PAG Cost Share \$25,000; Total Project Cost \$120,000; Environmental Assessment completed. A/E Design & Environmental Assessment Completed.
FY2014-03	F14AP00191	Renovation of the Guam Harbor of Refuge Phase II - A/E Design, Repairs to Mooring, Acquisition of Pumpout System & Shelter/Housing	DOI/F&WS/DOAg DAWR	03/31/14	0.0%	10/26/2013 - 9/30/2016	\$ 86,181.00	\$ -	\$ 86,181.00	PAG Sub-grantee through DOAg. PAG Cost Share \$23,750; Total Project Cost: \$109,931;
FY2014-04	F14AP00130	Renovations of Existing Pump-outs at Marinas	DOI/F&WS/Dept. of Ag/DAWR	02/18/14	5.1%	6/10/2013 - 9/30/2014 *Extension approved until 9/30/2015	\$ 61,063.00	\$ 3,144.47	\$ 57,918.53	PAG Sub-grantee through DOAg; MOU approved; One (1) Year No Cost Extension approved by USWFS; Bid Awarded to ProPacific Builders, Inc for \$78,800 (Note: Difference of \$9,118.53 is funded by PAG). Pending issuance of NTP.
FY2014-05	F10AP00014	Agat Small Boat Marina 3) Concrete Catwalk Repair	DOI F&W/Sport Fishing Program/Dept. of Ag/DAWR	Refer to Status column	0.0%	11/17/2014 - 9/30/2015	\$ 80,000.00	\$ -	\$ 80,000.00	PAG Sub-grantee through DOAg. Awarded to ProPacific Builders, Inc. Pending issuance of NTP.
GRAND TOTAL FOR MARINAS:							\$ 1,261,728.00	\$ 961,806.17	\$ 299,921.83	

IV. Port Police - Highway Safety

ITEM	GRANT #	PROJECT NAME	Federal or Local Agency	Authorization to Proceed	% Completed	Award Date / End Date	Award Amount	Draw Down Submitted	Remaining Balance	STATUS:
FY2015-01	PT15-03-03PAG	Port Police Division - Section 402 Highway Safety Funds	Department of Public Works/Office of Highway Safety	04/21/15	\$ -	10/2/2014 - 9/2/2015	26,812.00 \$	8,026.53 \$	18,785.47 \$	PAG Sub Grantee through OHS. Agreement approved on 11/21/2014.
GRAND TOTAL FOR PORT POLICE-HIGHWAY SAFETY: \$ - 26,812.00 \$ 8,026.53 \$ 18,785.47										

V. OTHER

ITEM	POTENTIAL FUTURE GRANTS	PROJECT NAME	Federal or Local Agency	COMMENTS	PAG Estimated Cost Share	Federal Cost Share %	Total Amount	STATUS:		
FY2016-01	Submitted 4/24/2015	Port Police - Section 402 Highway Safety Funds - Operation Adal He Hao (Watch Out!)	Department of Public Works/Office of Highway Safety	10/1/2015 - 9/30/2016	\$ -	24,850.00 \$	24,850.00 \$	Pending ATP		
FY2016-02	Submitted 6/2/2015	Maintenance & Repair of H Wharf and Access Road	USDOT National Infrastructure Investments		\$ -	21,556,741.00 \$	21,556,741.00 \$	Subject for review and approval		
FY2016-03	Submitted 08/18/2015	Warehouse 1 Hardening Project	USDHS FEMA		\$ -	75,629.00 \$	75,629.00 \$	Subject for review and approval		
FY2016-04	Submitted 08/28/15	PAG Facilities Hardening Project	USDHS FEMA		\$ 190,542.88	571,628.64 \$	762,171.52 \$	Subject for review and approval		
GRAND TOTAL FOR OTHER: \$ 190,542.88 22,228,868.64 \$ 22,419,391.52										



PORT OF GUAM
ATURIDAT I PUETTON GUAHAN
Jose D. Leon Guerrero Commercial Port
1026 Cabras Highway, Suite 201, Piti, Guam 96925
Telephone: 671-477-5931/35 Facsimile: 671-477-2689/4445
Website: www.portguam.com



Eddie Baza Calvo
Governor of Guam
Ray Tenorio
Lieutenant Governor

September 8, 2015

FINANCE-YTD- July 2015

Financial Highlights

Income Statement

Balance Sheet

Accounts Receivable Aging Summary Report

Accounts Payable Summary

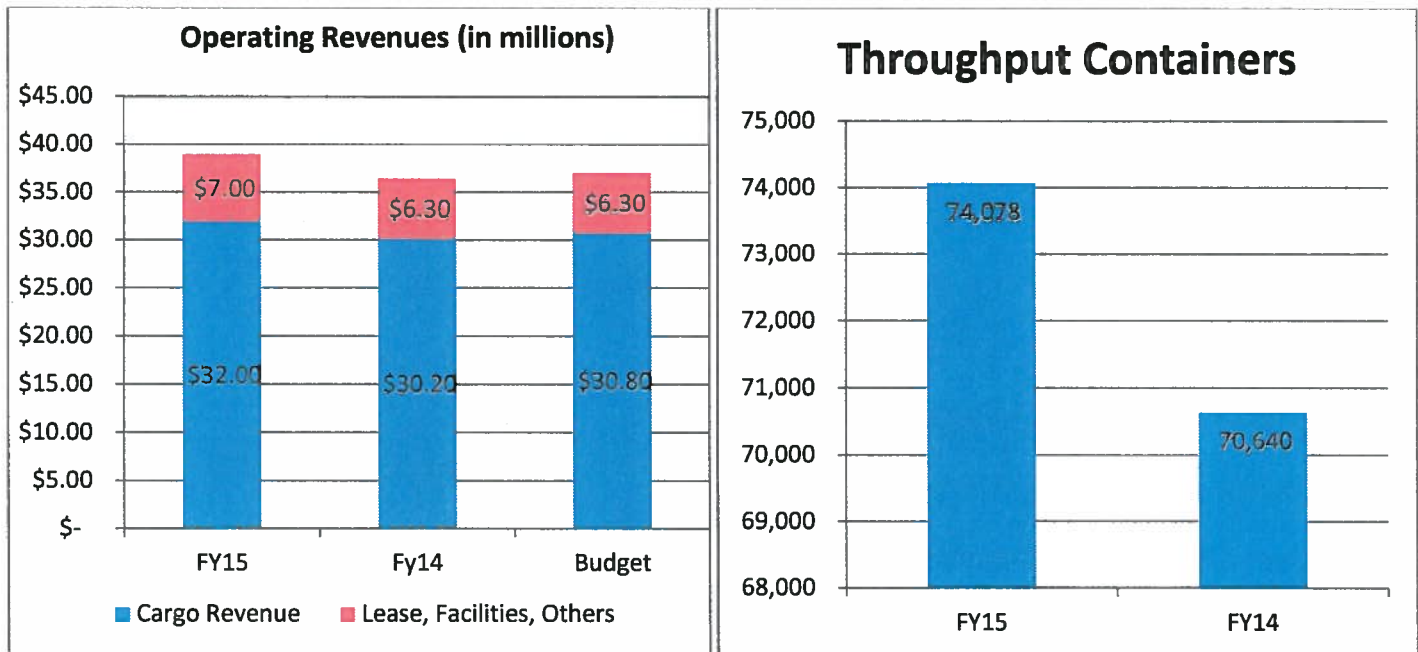
Budget Lift/Transfer Monthly Activities

Crane Surcharge Ledger

Facility Maintenance Ledger

Financial Highlights – YTD July FY2015

Operating Performance:



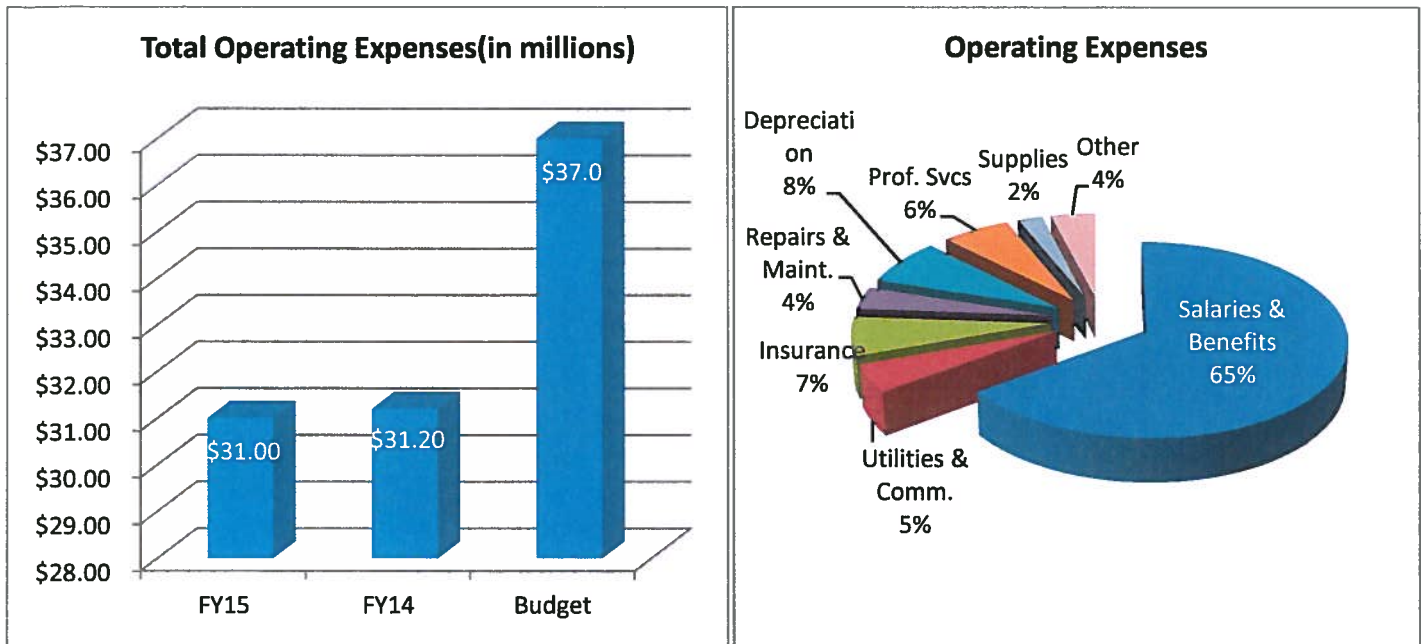
Total Operating Revenues as of July 2015 was \$39 million, which consist of \$32 million in cargo revenues and \$7 million in Facilities, Leases, and Other Services.

FY15 YTD cargo revenue is 6% higher than last year's total (\$30.2 mil) and 4% higher than Budget (\$30.8 mil).

FY15 YTD Facilities, Leases, and Other Services as of July is 13% higher than last year (\$6.3 mil) and 14% higher than budget (\$6.3 mil).

Overall Operating Revenues as of July is 6% higher than Budget (\$37.1 mil) and 8% higher than last year's year to date July (\$36.5 mil).

Total number of containers handled as of July 2015 was 74,078 which is 5% higher compared to last year July total 70,640.



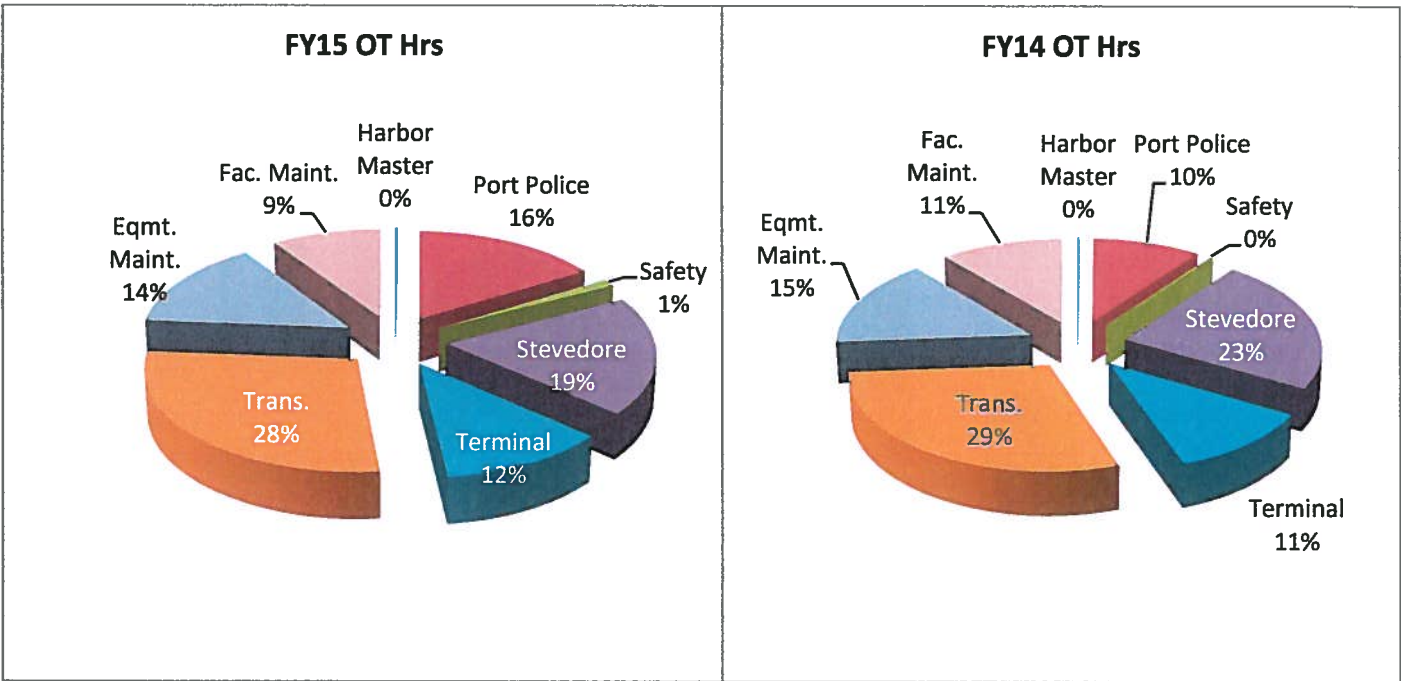
Total Operating Expenses as of July 2015 was \$31 million, which is 17% lower than Budget (\$37 mil) and 1% lower than last year's total operating expenses (\$31.2 mil).

Total Overtime as of July 2015 was \$1.4 million which is 39% higher than last year July (\$967 thousand). Direct Labor Revenue as of July was \$2.3 million, which is 5% higher than last year and 15% higher than budget. Direct Labor charges are for services performed by Port employees under special service request and differentials under the throughput.

Below is the breakdown of overtime for each division/section for FY15 and FY14 as of July:

Sections	FY2015	FY2014	Budget	OT/HOL Revenue
Harbor Master	2,865	2,019	6,000	0
Port Police	229,312	94,468	318,400	49,713*
Safety	17,010	2,393	26,600	0
Stevedore-Cargo Handling	251,491	208,609	317,000	186,392
-Rigger	21,092	14,936	33,000	13,598
Terminal	169,225	109,128	233,158	169,107
Trans-Superintendent	62,249	54,244	72,076	0
-Crane Operators	88,802	69,652	118,388	35,841
-Equipment Oper.	227,437	141,604	301,991	216,116
-Dispatcher	22,464	16,392	36,844	0
Maint.-Crane Maint.	98,683	84,352	125,852	0
-Preventive Maint.	3,734	774	10,000	0
-Fleet Maint.	63,863	40,509	76,000	0
-Welders	40,020	19,945	43,000	0
Facility Maint.-Building	13,220	7,591	20,000	1,145
-Elect./Refr.	120,147	100,069	153,000	0
TOTAL	1,431,612	966,685	1,891,309	671,912

*Port Police OT Revenue is due to Passenger Vessels or under special service request. Electrician revenue is due to special service requests.



Year to date Operating Revenues minus the Year to date Operating Expenses resulted to an Operating Income of \$8.4 million as of July 31, 2015.

Non Operating Revenues and Expenses consist of the following: \$2.3M-Retirement contribution for COLA, Supplemental and Medical/Dental/Life Insurance expenses, \$643k-Interest expense on loans, \$2.8M Federal Reimbursements and 102k Interest Income. The net total of non operating expenses and revenues as of July is a positive \$564 thousand.

The Total Net Income as of July is \$8.9 million.

Accounts Receivable Trade (net) as of July 31, 2015 is \$6.2 million.

Aging Status is as follows: 54% - Current, 21% - over 30 days, 2% - over 60 days, 1% - over 90 days and 22% - over 120 days.

Accounts Payable Trade as of July 31, 2015 is \$1.6 million which is 36% higher than last month ending balance of \$1.2 million.

Port Authority of Guam
Income Statement
With Budget Comparison (Unaudited)
10 Months Ending 7/31/15

	Current Month		Last Year		Year to Date		Last Year to Date		Budget	Chng	%
	Actual	%	Actual	%	Actual	%	Actual	%			
OPERATING REVENUES											
CARGO THROUGHPUT REVENUES											
	453,084	10.4%	514,864	13.5%	5,275,016	13.4%	4,379,830	12.0%	5,768,156		(0.09)
	1,041,060	24.0%	897,605	23.6%	9,145,485	23.2%	9,828,626	26.9%	8,750,340		0.05
	67,390	1.6%	38,699	1.0%	1,069,934	2.7%	707,476	1.9%	766,368		0.40
	207	0.0%	6,372	0.2%	5,928	0.0%	15,575	0.0%	7,446		(0.20)
	155,007	3.6%	62,858	1.7%	634,859	1.6%	504,883	1.4%	521,990		0.22
	9,709	0.2%	5,962	0.2%	51,443	0.1%	52,047	0.1%	49,112		0.05
	4,761	0.1%	2,302	0.1%	38,901	0.1%	21,291	0.1%	22,168		0.75
	123	0.0%	631	0.0%	5,698	0.0%	319	0.0%	2,764		1.06
	6,234	0.1%	5,283	0.1%	103,969	0.3%	79,339	0.2%	112,722		(0.08)
	1,737,577	40.0%	1,533,945	40.4%	16,331,232	41.5%	15,589,388	42.6%	16,001,066		0.02
OTHER CARGO RELATED REVENUES											
	2,134	0.0%	575	0.0%	20,067	0.1%	32,041	0.1%	29,862		(0.33)
	608	0.0%	17,000	0.4%	50,947	0.1%	61,037	0.2%	45,590		0.12
	297,496	6.9%	139,049	3.7%	1,985,397	5.0%	1,447,293	4.0%	1,565,806		0.27
	18,495	0.4%	9,142	0.2%	180,933	0.5%	71,990	0.2%	93,106		0.94
	90	0.0%	120	0.0%	2,144	0.0%	987	0.0%	1,020		1.10
	1,153	0.0%	1,749	0.0%	28,419	0.1%	27,214	0.1%	29,232		(0.03)
	10,280	0.2%	7,096	0.2%	91,207	0.2%	77,449	0.2%	82,298		0.11
	236,820	5.5%	201,799	5.3%	2,330,510	5.9%	2,219,101	6.1%	2,031,728		0.15
	14,071	0.3%	21,542	0.6%	212,637	0.5%	215,880	0.6%	225,268		(0.06)
	22,841	0.5%	37,451	1.0%	281,654	0.7%	307,549	0.8%	308,006		(0.09)
	427,067	9.8%	382,502	10.1%	3,868,265	9.8%	3,715,975	10.2%	3,778,928		0.02
	56,312	1.3%	44,468	1.2%	497,810	1.3%	454,092	1.2%	470,278		0.06
	15,724	0.4%	13,915	0.4%	148,941	0.4%	139,272	0.4%	143,362		0.04
	152,100	3.5%	125,194	3.3%	1,315,249	3.3%	1,203,561	3.3%	1,239,448		0.06
	537,848	12.4%	468,574	12.3%	4,823,735	12.3%	4,683,675	12.8%	4,780,822		0.01
	1,793,039	41.3%	1,470,057	38.7%	15,837,916	40.2%	14,657,119	40.1%	14,824,554		0.07
	3,530,615	81.3%	3,004,002	79.0%	32,169,148	81.7%	30,246,506	82.7%	30,825,620		0.04

Port Authority of Guam
Income Statement
With Budget Comparison (Unaudited)
10 Months Ending 7/31/15

Current Month Actual	%	Last Year Actual	%	Budget	% Chng	Year to Date			Last Year to Date			Budget	% Chng	
						Actual	%	Actual	%	Actual	%			
NON OPERATING REVENUES														
FACILITIES														
105,442	2.4%	96,971	2.6%	95,177	0.11	1,011,389	2.6%	953,564	2.6%	953,564	2.6%	951,770	0.06	
205,584	4.7%	372,888	9.8%	209,653	(0.02)	2,115,011	5.4%	2,259,762	6.2%	2,259,762	6.2%	2,096,530	0.01	
79,512	1.8%	89,630	2.4%	1,985	(1.00)	23,820	0.1%	23,820	0.1%	23,820	0.1%	19,850	0.20	
92,105	2.1%	92,105	2.4%	103,710	(0.23)	946,193	2.4%	932,417	2.5%	932,417	2.5%	1,037,100	(0.09)	
2,688	0.1%	5,638	0.1%	92,105	(0.00)	716,469	1.8%	762,838	2.1%	762,838	2.1%	921,050	(0.22)	
6,000	0.1%	3,064	0.1%	5,638	(1.00)	50,685	0.1%	56,381	0.2%	56,381	0.2%	56,380	(0.10)	
20,408	0.5%	18,423	0.5%	12,246	8.15	35,147	0.1%	31,753	0.1%	31,753	0.1%	32,070	0.10	
4,161	0.1%	4,215	0.1%	4,430	0.67	7,425	0.0%	5,250	0.0%	5,250	0.0%	6,560	0.13	
270,601	6.2%	74,803	2.0%	58,333	(0.06)	166,763	0.4%	188,949	0.5%	188,949	0.5%	122,460	0.36	
					3.64	1,820,604	4.6%	788,283	2.2%	788,283	2.2%	583,330	(0.07)	
786,500	18.1%	757,738	19.9%	587,140	0.34	6,934,766	17.6%	6,047,156	16.5%	6,047,156	16.5%	5,871,400	0.18	
OTHER FEES & SERVICES														
	0.0%		0.0%		-	50	0.0%		0.0%		0.0%		-	
	0.0%		0.0%		-		0.0%	13,873	0.0%	13,873	0.0%		-	
	0.0%		0.0%		-		0.0%	383	0.0%	383	0.0%		-	
3,148	0.1%	3,257	0.1%	2,618	(1.00)	25,420	0.1%	31,417	0.1%	31,417	0.1%	26,180	(0.03)	
15,487	0.4%	12,386	0.3%	1,655	0.90	23,324	0.1%	17,801	0.0%	17,801	0.0%	16,550	0.41	
2,262	0.1%	13,824	0.4%	22,749	(0.32)	112,876	0.3%	98,132	0.3%	98,132	0.3%	227,490	(0.50)	
					-	86,597	0.2%	132,214	0.4%	132,214	0.4%		-	
20,897	0.5%	29,467	0.8%	27,022	(0.23)	248,268	0.6%	293,819	0.8%	293,819	0.8%	270,220	(0.08)	
350	0.0%	2,444	0.1%	643	(0.46)	5,950	0.0%	23,070	0.1%	23,070	0.1%	6,430	(0.07)	
REIMBURSEMENTS														
2,466	0.1%	7,500	0.2%	32,355	(0.92)	2,466	0.0%	(18,609)	-0.1%	(18,609)	-0.1%	157,650	(0.98)	
	0.0%		0.0%		-		0.0%		0.0%		0.0%		-	
	0.0%		0.0%		-		0.0%		0.0%		0.0%		-	
	0.0%		0.0%		-		0.0%		0.0%		0.0%		-	
2,466	0.1%	7,500	0.2%	32,355	(0.92)	2,466	0.0%	(18,607)	-0.1%	(18,607)	-0.1%	157,650	(0.98)	
810,213	18.7%	797,149	21.0%	647,160	0.25	7,191,450	18.3%	6,345,439	17.3%	6,345,439	17.3%	6,305,700	0.14	
4,340,828	100.0%	3,801,151	100.0%	3,848,333	0.13	39,360,597	100.0%	36,591,945	100.0%	36,591,945	100.0%	37,131,320	0.06	

Port Authority of Guam
Income Statement
With Budget Comparison (Unaudited)
10 Months Ending 7/31/15

	Current Month			Last Year			Year to Date			Last Year to Date		
	Actual	%	Chng	Actual	%	Chng	Actual	%	Chng	Actual	%	Chng
INDIRECT COSTS												
General & Administrative Expen												
(1,508,463)	-34.8%		(1,672,197)	-32.0%		(1,376,188)	-34.9%	(12,720,603)	-34.8%	(15,780,498)	(0.13)	
(115,676)	-2.7%	(0.10)	(125,522)	-3.0%	(0.08)	(1,109,980)	-2.8%	(1,055,471)	-2.9%	(1,173,116)	(0.05)	
(440,285)	-10.1%	(0.02)	(448,479)	-11.3%	(0.02)	(4,048,115)	-10.3%	(3,944,857)	-10.8%	(4,440,954)	(0.09)	
(256,303)	-5.9%	165.40	(1,375)	0.8%	165.40	(1,194,736)	-3.0%	(1,051,200)	-2.9%	(1,375)	85.89	
(1,021)	0.0%	(0.89)	(9,583)	0.0%	(0.89)	(19,075)	0.0%	(86,337)	-0.2%	(95,830)	(0.80)	
7,129	0.2%	(1.78)	(9,096)	-0.2%	(1.78)	(56,355)	-0.1%	(63,251)	-0.2%	(90,960)	(0.38)	
(190,421)	-4.4%		(330,083)	-4.4%	(0.42)	(1,386,669)	-3.5%	(1,709,503)	-4.7%	(2,625,830)	(0.47)	
(201,790)	-4.6%	(0.07)	(216,146)	-4.7%	(0.07)	(2,028,417)	-5.2%	(1,866,767)	-5.1%	(2,161,460)	(0.06)	
(32,918)	-0.8%	(1.31)	104,879	0.0%	(1.31)	(46,306)	-0.1%	(79,199)	-0.2%	(376,060)	(0.47)	
(42,879)	-1.0%	(0.28)	(59,962)	-0.6%	(0.28)	(319,451)	-0.8%	(399,385)	-1.1%	(598,122)	(0.47)	
(46,165)	-1.1%	0.34	(34,433)	0.5%	0.34	(123,426)	-0.3%	(222,188)	-0.6%	(312,728)	(0.61)	
(35,903)	-0.8%	(0.01)	(36,306)	-1.7%	(0.01)	(247,510)	-0.6%	(454,532)	-1.2%	(346,392)	(0.29)	
(11,946)	-0.3%	(0.67)	(36,306)	-1.8%	(0.67)	(208,960)	-0.5%	(364,268)	-1.0%	(346,392)	(0.33)	
(20,571)	-0.5%	(0.43)	(36,306)	-1.6%	(0.43)	(232,257)	-0.6%	(357,457)	-1.0%	(346,392)	(0.40)	
(404,698)	-9.3%	0.03	(392,755)	-9.2%	0.03	(2,375,679)	-6.0%	(4,233,588)	-11.6%	(3,927,550)	(0.40)	
(3,000)	-0.1%	(0.46)	(7,668)	-0.1%	(0.46)	(3,494)	0.0%	(15,284)	0.0%	(76,680)	(0.95)	
(79,956)	-1.8%	(0.61)	(147,778)	-1.8%	(0.61)	(699,215)	-1.8%	(593,800)	-1.6%	(1,149,778)	(0.39)	
(22,904)	-0.5%	(0.35)	(35,009)	-0.1%	(0.35)	(168,202)	-0.4%	(28,784)	-0.1%	(290,090)	(0.42)	
(57,165)	-1.3%		(63,557)	-2.7%		(740,266)	-1.9%	(528,504)	-1.4%	(635,570)	0.16	
(40,984)	-0.9%	(0.80)	(205,559)	-4.9%	(0.80)	(1,811,594)	-4.6%	(1,082,004)	-3.0%	(1,980,110)	(0.09)	
(4,350)	-0.1%	(1.00)	(3,750)	0.0%	(1.00)	(112,789)	-0.3%	(95,574)	-0.3%	(17,502)	(1.00)	
(6,255)	-0.1%	(0.82)	(24,104)	-0.1%	(0.82)	(72,985)	-0.2%	(67,005)	-0.2%	(233,840)	(0.52)	
(5,392)	-0.1%	0.0%	(11,459)	0.0%	0.0%	(244,300)	-0.6%	(200,844)	-0.5%	(114,590)	(0.36)	
	0.0%	0.0%		0.0%	0.0%		0.0%		0.0%		-	
	0.0%	0.0%		0.0%	0.0%		0.0%		0.0%		-	
(3,521,916)	-81.1%	(0.07)	(3,802,554)	-84.6%	(0.07)	(30,985,969)	-78.7%	(31,222,404)	-85.3%	(37,135,194)	(0.17)	

Port Authority of Guam
Income Statement
With Budget Comparison (Unaudited)
10 Months Ending 7/31/15

Current Month Actual	%	Last Year Actual	%	Budget	%	Year to Date			Last Year to Date		
						Actual	%	Chng	Actual	%	Chng
818,913	18.9%	583,984	15.4%	45,779	16.89	8,374,628	21.3%	5,369,541	14.7%	(3,874)	(2,162.75)
	0.0%		0.0%		-		0.0%		0.0		-
	0.0%		0.0%		-		0.0%	(0)	0.0%		-
	0.0%		0.0%		-		0.0%		0.0%		-
	0.0%		0.0%		-		0.0%		0.0%		-
8,479	0.2%	4,230	0.1%	21,725	(0.61)	802,221	2.0%	359,956	1.0%	217,250	2.69
(20,676)	-0.5%	(70,913)	-1.9%	(106,212)	(0.81)	(643,427)	-1.6%	(722,452)	-2.0%	(1,061,208)	(0.39)
(37,964)	-0.9%		0.0%	(1,917)	18.80	1,471	0.0%	(47,110)	-0.1%	(19,170)	(1.08)
(237,406)	-5.5%	(197,665)	-5.2%	(205,263)	0.16	(2,343,896)	-6.0%	(1,964,988)	-5.4%	(2,052,630)	0.14
2,137	0.0%	538,312	14.2%	680,168	-	2,864,186	7.3%	3,773,252	10.3%	2,720,672	-
(21,117)	-0.5%	(150)	0.0%	(33,132)	(0.36)	(89,341)	-0.2%	(44,056)	-0.1%	(165,420)	(0.46)
	0.0%	(309,485)	-8.1%	(16,667)	(1.00)	(26,451)	-0.1%	(570,532)	-1.6%	(166,670)	(0.84)
(306,546)	-7.1%	(35,670)	-0.9%	338,702	(1.91)	564,764	1.4%	784,069	2.1%	(527,176)	(2.07)
(306,546)	-7.1%	(35,670)	-0.9%	338,702	(1.91)	564,764	1.4%	784,069	2.1%	(527,176)	(2.07)
512,366	11.8%	548,314	14.4%	384,481	0.33	8,939,392	22.7%	6,153,610	16.8%	(531,050)	(17.83)

	Amount Current	Amount Last Month End	Amount Last Year End	Change This Month	Change This Year
Total Assets					
Current Assets					
Cash on Hand	2,000.00	2,000.00	2,000.00		
Petty Cash Fund	100.00	100.00	100.00		
Cashier Change Fund	2,100.00	2,100.00	2,100.00		
Cash on Hand					
Incentive Award Fund					
First Hawaiian Bank-Incentive					
Cash in Bank	3,300,976.88	3,515,130.16	2,014,378.69	214,153.28	1,286,598.19
First Hawaiian Bank					
Bank of Guam					
Bank of Hawaii	2,097,134.63	2,292,439.03	2,465,795.00	195,304.40	368,660.37
Citizen Security Bank	5,398,111.51	5,807,569.19	4,480,173.69	409,457.68	917,937.82
Cash in Bank					
Short Term Investments	15,447,891.54	15,407,960.95	10,581,562.20	39,930.59	4,866,329.34
Bank of Guam					
Citizen's Security Bank					
First Hawaiian Bank					
BankPacific					
CitiBank					
Bank of Hawaii					
Oceanic Bank					
Gov Guam Employees Fed CU					
Short Term Investments	15,447,891.54	15,407,960.95	10,581,562.20	39,930.59	4,866,329.34
Account Receivable-Trade (Net)	7,098,024.11	6,377,450.52	8,652,361.41	720,573.59	1,554,337.30
Accounts Receivable-Trade	849,438.83	849,438.83	849,438.83		
Allow for Uncollectible Acct.					
A/R-Clearing Account					
Account Receivable-Trade (Net)	6,248,585.28	5,528,011.69	7,802,922.58	720,573.59	1,554,337.30
Accounts Receivable-Other	6,046.43	6,046.43	18,246.14		12,199.71
Accounts Receivable-DOA					
Accounts Receivable-Employee					
Accounts Receivable-FEMA Reimb					
Accounts Receivable-Geda/Casam	64,350.00	64,350.00	300,979.77		236,629.77
Accounts Receivable-Other					
Accounts Receivable-Ins Procee	70,396.43	70,396.43	319,225.91		248,829.48
Accounts Receivable-Other					
Marina Receivables	32,225.52	27,404.27	26,454.32	4,821.25	5,771.20
Accounts Receivable-Agat Marin	5,531.17	6,248.67	7,659.01	717.50	2,137.84
Accounts Receivable-GDP Marina	12,485.21	14,934.30	12,447.92	2,449.09	37,29
Accounts Receivable-Harbor of					

	Amount Current	Last Month End	Amount Last Month End	Change This Month	Change This Year
Marina Receivables	50,241.90	48,587.24	46,561.25	1,654.66	3,680.65
Interest Receivables					
Bank of Guam					
Bank of Hawaii					
Bank Pacific					
Citi Bank					
First Security Bank					
First Hawaiian Bank					
Gov. Guam Emp., Fed. Credit Union					
Other					
Interest Receivables					
Prepaid Expenses	143,580.48	345,370.72	20,124.65	201,790.24	143,580.48
Prepaid Insurance	232,967.97	340,342.48		107,374.51	212,843.32
Prepaid Expenses	376,548.45	685,713.20	20,124.65	309,164.75	356,423.80
Deferred Expenses					
Deferred Geo. Addendum L/Lease					
Credit Note Reimbursement					
Deferred Expenses					
Current Assets	27,593,875.11	27,550,338.70	23,252,670.28	43,536.41	4,341,204.83
Non Current Assets					
Long Term Receivable	2,258,190.48	2,258,190.48	2,258,190.48		
Long Term Receivable-DOA	1,490,449.90	1,490,449.90	1,490,449.90		
Long Term Receivable-Geda	3,748,640.38	3,748,640.38	3,748,640.38		
Allow For Uncollectible LT A/R					
Long Term Receivable					
Gas, Oil and Diesel Inventory	50.40	68.72	116.26	18.32	65.85
Supplies Inventory	218,892.67	195,637.35	210,077.97	23,262.32	8,821.70
Extra-Asset Inventory Adj.	82,401.32	82,401.32	97,722.92		15,321.60
Allowance for Obsolescence					
Inventory for Survey					
Inventory	134,872.07	111,628.07	110,794.63	23,244.00	24,077.44
Work In Progress					
Const Work in Progr-Local	4,197,897.51	3,292,846.88	821,583.56	905,050.63	3,376,313.95
Const Work in Progr-Federal	12,382,505.62	12,349,247.30	11,782,051.49	33,258.32	600,454.13
Const Work in Progr-FMF	168,831.34	15,219,036.59	127,588.22	49,794.75	141,243.12
Work In Progress	16,849,234.47	15,861,130.77	12,731,223.27	988,103.70	4,118,011.20
Non Current Assets	16,984,106.54	15,972,758.84	12,842,017.90	1,011,347.70	4,142,088.64

	Amount Current	Last Month End	Amount Last Year End	Change This Month	Change This Year
Land-Cabras	3,563,000.00	3,563,000.00	3,563,000.00		
Land	3,563,000.00	3,563,000.00	3,563,000.00		
Buildings	15,744,398.10	15,744,398.10	15,744,398.10		
Buildings-Original	60,607,247.90	60,535,365.64	58,338,438.55	71,882.26	2,268,809.35
Buildings-Substation Shelters	76,351,646.00	76,279,763.74	74,082,836.65	71,882.26	2,268,809.35
Buildings-Wharf Improvements					
Buildings	15,143,013.01	15,140,538.64	15,120,743.68	2,474.37	22,269.33
Accumulated Depreciation-Build	23,532,962.31	23,365,313.98	22,269,261.48	167,648.33	1,263,700.83
AccDeprec-Buildings-Original	38,675,975.32	38,505,852.62	37,390,005.16	170,122.70	1,285,970.16
AccDeprec-Buildings-Sub Shelter					
AccDeprec-Buildings-Wharf Impr					
Accumulated Depreciation-Build					
Furnishings & Equipment	527,570.03	525,635.03	525,635.03	1,935.00	1,935.00
Air Tools	1,776,020.06	1,773,510.06	1,456,520.55	2,510.00	319,499.51
Communications Equip	20,970,916.55	20,970,916.55	20,970,916.55		
Computer Equip	1,208,307.24	1,200,372.54	1,143,243.47	7,934.70	65,063.77
Crane Equip	1,023,471.00	1,023,471.00	1,023,471.00		
Furnishings & Office Equip	3,159,937.31	3,159,937.31	3,159,937.31		
Forklift Equip	182,886.03	182,886.03	180,000.00	1,869.95	2,886.03
Gantry 3 Relocation Cost	9,979.67	8,109.72	8,109.72		1,869.95
Generator Sets					
Hand Tools	6,999.00	6,999.00	6,999.00		
Load & Unload Equip	985,174.47	985,174.47	985,174.47		
Mowing Equip	8,874.11	8,874.11	8,874.11		
Other Equip					
Power Tools					
Safety Equip					
Shop Equip	239,772.41	228,547.41	229,399.03	11,225.00	10,373.38
Tractors	1,674,445.53	1,618,906.97	1,618,906.97	35,234.00	1,163,156.53
Vehicles & Motor Equip					
Tractors	33,393,260.38	33,332,551.73	31,821,479.21	60,708.65	1,571,781.17
Furnishings & Equipment					
Accumulated Depreciation-Furni					
AccDeprec-Air Tools	337,777.08	331,576.50	282,340.50	6,200.58	55,436.58
AccDeprec-Communications Eq.	949,644.47	936,561.20	854,691.50	13,083.27	94,952.97
AccDeprec-Computer Equip	6,934,748.02	6,780,008.43	5,542,091.71	154,739.59	1,392,656.31
AccDeprec-Crane Equip	400,662.83	386,772.64	283,933.40	13,890.19	116,729.43
AccDeprec-Furnishings & Office	748,987.61	741,311.65	679,951.97	7,669.96	69,029.64
AccDeprec-Forklift Equip	3,159,937.31	3,159,937.31	3,159,937.31		
AccAmort-Gantry 3 Relocation C	120,047.69	119,031.68	110,999.78	1,016.01	9,047.91
AccDeprec-Generator Sets	8,131.98	8,109.72	8,109.72		22.26
AccDeprec-Hand Tools					
AccDeprec-Load & Unload Equip					
AccDeprec-Mowing Equip	583.25	466.60	466.60	116.65	583.25
AccDeprec-Other Equip	813,628.71	805,997.38	740,956.46	7,631.33	72,672.25
AccDeprec-Power Tools	7,320.03	7,268.78	6,641.17	7,511.25	678.86

	Amount Current	Amount Last Month End	Amount Last Year End	Change This Month	Change This Year
AccDeprec-Safety Equip	161,636.98-	160,662.13-	171,066.18-	974.85-	9,429.20
AccDeprec-Shop Equip	1,100,778.86-	1,087,288.03-	979,361.39-	13,490.83-	121,417.47-
AccDeprec-Tractors & Motor Equ	1,483,895.46	1,499,583.93	430,426.85-	15,688.47-	914,322.31
Accumulated Depreciation-Furni	14,259,983.36-	14,025,408.12-	13,250,507.94-	234,575.24-	1,009,475.42-
Capital Leases					
Capital Leases					
Capital Leases					
Accumulated Amortization-Capit					
AccAmort-Capital Leases					
Accumulated Amortization-Capit					
Property, Plant & Equipment	60,371,947.70	60,644,054.73	58,826,802.76	272,107.03-	1,545,144.94
Total Assets	104,949,929.35	104,167,152.27	94,921,490.94	782,777.08	10,028,438.41
Total Liabilities & Capital					
Current Liabilities					
Accounts Payable					
Accounts Payable Custom					
Accounts Payable GSA					
Accounts Payable Others	712,218.16	777,181.29	1,598,257.25	64,963.13-	886,039.09-
Accounts Payable Trade	1,607,507.60	1,183,657.10	1,033,902.84	423,850.50	573,604.76
Received NOT Vouchered	4,159.70-	2,252.38-		1,907.32-	4,159.70-
Accounts Payable	2,315,566.06	1,958,586.01	2,632,160.09	356,980.05	316,594.03-
Current Loan Payable					
Current ANZ (USDA) Loan Payabl	32,044.22	47,694.54	187,636.95	15,650.32-	155,592.73-
CU ANZ (USDA) 12M Loan Payable	142,281.26	142,281.26	561,590.96		419,309.70-
CU BOG 10M SLE Loan Payable					
Current Loan Payable	174,325.48	189,975.80	749,227.91	15,650.32-	574,902.43-
Due to Public Utilities					
Due to GPA					
Due to GTA					
Due to GWA					
Due to Public Utilities					
Accrued Interest Payable					
Accrued Interest Payable			18,285.60		18,285.60-
Accrued Interest Payable			18,285.60		18,285.60-
Deferred Revenues					
Deferred Revenues - GEDA	61,769.01-	61,769.01-	61,769.01-		29,076.87-
Deferred Revenues -Leases	105,718.75	105,718.75	134,795.62		

	Amount Current	Last Month End	Last Year End	Amount Last Year End	Change This Month	Change This Year
Deferred Revenues	43,949.74	43,949.74	307,043.17	6,973.27		6,973.27
Deferred Revenues - Marinas	308,314.58	834,754.67	1,196,250.91	434,177.86	526,440.09	125,863.28
Deferred Revenues - Other	1,466,771.38	1,326,309.36		1,196,250.91	140,462.02	270,520.47
Deferred Expenses	9,377.40	9,512.32	4,661.67	4,661.67	134.92	4,715.73
Accrued Payroll	142,417.04	332,774.31	196,233.23	196,233.23	190,357.27	53,816.19
Accrued Vacation Pay						
Accrued Earthquake Cost						
Accrued Cola/Supplemental						
Accrued Typhoon Cost						
Accrued Medicare Tax						
Accrued Federal Grant						
Employee Insurance Payables						
Employee Deductions Payable						
Withholding Tax Payable						
Credit Union						
Accrued Miscellaneous Deductio						
Accrued Death & Disability Ins						
Retirement Contributions						
Deferred Compensation Plan Pay						
Accrued Expenses	1,926,880.40	2,503,350.66	1,831,323.67	1,831,323.67	576,470.26	95,556.73
Security Deposits	21,484.78	91,484.78	91,025.78	91,025.78	440.00	459.00
Security Deposits - Space Leas	25,017.40	24,577.40	24,117.40	24,117.40	440.00	900.00
Security Deposits - Marinas	116,502.18	116,062.18	115,143.18	115,143.18	440.00	1,359.00
Capital Lease Obligations- Cur						
Capital Lease Obligations-Curren						
Capital Lease Obligations- Cur						
Other Current Liabilities						
Reserve Shortage/Property Dama						
Lease Payable - GEDA						
Other Current Liabilities						
Current Liabilities	4,577,223.86	4,811,924.39	5,653,183.62	5,653,183.62	234,700.53	1,075,959.76
Non Current Liabilities						
Long Term Accrued Expenses	45,329,045.00	45,329,045.00	216,405.91	216,405.91		45,329,045.00
Unfunded Retirement Contributi	216,405.91	216,405.91	1,330,653.83	1,330,653.83		
Accrued Vacation Pay-Long Term	1,330,653.83	1,330,653.83	1,330,653.83	1,330,653.83		
Accrued Sick Ive (DC) -Long Term						
Long Term Accrued Expenses	46,876,104.74	46,876,104.74	1,547,059.74	1,547,059.74		45,329,045.00
Capital Lease Obligations						
Capital Lease Obligations						

Capital Lease Obligations

Long Term Loan Payables
LT-ANZ (USDA) Loan Payable 3.5
LT-ANZ (USDA) Loan Payable 12M
LT-BOG SLE Loan Payable 10M

Long Term Loan Payables

Non Current Liabilities

Capital Contributions & Equity
Contributions-Local Government
Contributions-Land
Contributions-Property & Equip
Contributions-General Fund
Contributions-G.E.P.A.
Contributions-PAG (Portion of

Contributions-Local Government

Contributions-Federal Governme
Contributions-U.S. Govt Rehab
Contributions-Economic Develop
Contributions-U.S. Department
Contributions-U.S. Govt-Fema

Contributions-Federal Governme

Accumulated Earnings

Accumulated Earnings (Deficit)

Accumulated Earnings

Net Earnings (Loss)

Capital Contributions & Equity

Total Liabilities & Capital

	Amount Current	Last Month End	Amount Last Year End	Change This Month	Change This Year
2,673,262.49	2,673,262.49	2,673,262.49	2,673,262.49		
10,525,333.10	10,525,333.10	10,525,333.10	10,525,333.10		
2,165,005.76	1,659,894.38	1,659,894.38	10,525,333.10	505,111.38	2,165,005.76
15,363,601.35	14,858,489.97	13,198,595.59	13,198,595.59	505,111.38	2,165,005.76
62,239,706.09	61,734,594.71	14,745,655.33	14,745,655.33	505,111.38	47,494,050.76
3,563,000.00	3,563,000.00	3,563,000.00	3,563,000.00		
483,688.19	483,688.19	483,688.19	483,688.19		
13,413,670.45	13,413,670.45	13,413,670.45	13,413,670.45		
100,000.00	100,000.00	100,000.00	100,000.00		
7,000.00	7,000.00	7,000.00	7,000.00		
17,567,358.64	17,567,358.64	17,567,358.64	17,567,358.64		
10,321,126.26	10,321,126.26	10,321,126.26	10,321,126.26		
1,492,676.57	1,492,676.57	1,492,676.57	1,492,676.57		
6,508,875.60	6,508,875.60	6,508,875.60	6,508,875.60		
53,763.30	53,763.30	53,763.30	53,763.30		
18,376,441.73	18,376,441.73	18,376,441.73	18,376,441.73		
22,375,784.01	22,375,784.01	22,953,260.99	22,953,260.99		45,329,045.00
15,625,585.63	15,625,585.63	15,625,585.63	15,625,585.63		
6,750,198.38	6,750,198.38	38,578,846.62	38,578,846.62		45,329,045.00
8,939,397.41	8,427,031.18	5.00	5.00	512,366.23	8,939,392.41
38,132,999.40	37,620,633.17	74,522,651.99	74,522,651.99	512,366.23	36,389,652.59
104,949,929.35	104,167,152.27	94,921,490.94	94,921,490.94	782,777.08	10,028,438.41

**Aging Summary Report
As of July 31, 2015**

Acct No.	Customer	Balance Open	Current	Days Aging			Last Paid Amount	Date	Remarks
				Over 30	Over 60	Over 90			
14526	Cementon Micronesia, LLC	\$425,963.69		\$5,706.14	\$2,965.63	\$26,925.20	\$19,847.00	8/28/2015	Tenant making monthly payments. We need to have another meeting to address past due rental.
7350	Consolidated Transportation	\$991,176.89	\$678,866.25	\$1,932.92	\$262.79	\$26.01	\$2,943.76	8/13/2015	Research on going by Joann. Payment for the month is \$328,099.69
7376	Matson Navigation Co.	\$4,076,292.95	\$2,862,700.12	\$919,851.60	\$119,786.22	\$7,217.10	\$406,791.92	8/31/2015	Credit and unapplied payment was spread towards past due invoices. We still waiting to set up a meeting with their finance team. Payment for the month \$1,844,032.47
10225	Mobil Oil Guam, Inc.	\$130,795.72	\$40,935.51			\$89,860.21	\$91,891.91	8/14/2015	Contacted Mobil Oil (Cheryl) via email. She contacted me and will ensure this invoice will be paid. Customer is making wire transfers
14405	KVOG Broadcasting/MCS, LLC	\$82,066.29	\$306.30	\$1,066.00	\$1,092.19	\$1,149.96	\$45.36	11/14/2012	Spoke to Mr. Duenas about this. He will contact Glenn to set up an appointment.
7106	Shell Guam, Inc.	\$83,850.00		\$1,950.00	\$1,950.00	\$1,950.00	\$1,950.00	11/4/2011	Pending assignment agreement from Legal for IP&E
7384	Marianas Steamship Agencies	\$593,318.13	\$518,580.51	\$249.58	\$226.88	\$545.95	\$103,187.48	9/1/2015	We are still waiting for Electrical section to address the power dispute that tenant has. This has been an ongoing issue. This is one reason tenant has 120 days unpaid invoices. Payment for the month \$581,611.78
7413	Seabridge Inc.	\$121,920.84	\$68,431.27			\$53,489.57	\$179.89	8/19/2015	Payment for the month \$66,996.78. Payment arrangement is made on time.
13044	Smithbridge Guam, Inc.	\$44,740.17	(\$16,050.68)	\$6,259.80	\$6,239.55	\$6,463.51	\$24,502.81	3/23/2015	Tenant is reviewing the latest SOA. There is a credit of \$16k
7931	International Bridge Corp.	\$36,909.47				\$36,909.47	\$5,000.00	7/14/2011	Bankruptcy
8547	Sun Bay Corp./Jan Z's Loun	\$31,411.77				\$31,411.77			
7368	Cabras Marine Corp	\$16,735.74	(\$22,261.30)	\$4,525.81	\$7,180.73	\$2,311.58	\$7,649.94	7/29/2015	Payment for the month \$22,954.82. Payment arrangement is made on time.
9611	Ziskovsky, Michael J./Jan	\$18,955.53				\$18,955.53			With collections
14171	Norton Lilly International	\$22,323.99	(\$162,852.29)	\$167,813.01	\$246.33	\$351.48	\$1,744.44	9/1/2015	We are still waiting for a letter from agent/tenant re:disputes and concerns. Payment made for the month was \$5046.76
12400	Renolith Resources (Retur	\$16,567.00				\$16,567.00	\$1,342.30	12/5/2012	With collections
14602	JRC Maritime Services	\$16,050.00				\$16,050.00	\$945.24	8/28/2014	With Collections - Ltr stating company no longer exists
14967	Polaris Guam LLC/Wu, John	\$9,232.77				\$9,232.77	\$2,121.13	7/19/2013	With collections
15122	Global Un Salvage Inc. (Re	\$5,955.76				\$5,955.76	\$13,247.74	10/22/2013	With collections
14542	Heavy Equipment Rental Opt	\$9,996.87		\$2,524.22	\$1,834.68	\$458.80			I spoke with Ron about non-payment and is aware that the lease can be terminated. Sent commercial an email on the ongoing non-payment. Suggest that lse is terminated.
14797	Santiago, Arsenio A.	\$6,258.64	\$224.91	\$224.91		\$899.64	\$100.00	11/5/2014	
13202	Department of Administrator	\$285,664.18	\$1,839.95	\$278,993.48		\$4,830.75	\$278,993.48	8/27/2015	
14283	Brand, Inc.	\$8,291.17		\$1,314.27	\$1,470.45	\$1,111.00	\$4,444.00	8/31/2015	No Payments for the month of July. Tenant does not make regular payments. They were sent several notices and follow up calls. Last payment was on 6/24/15 for \$2222.00
14161	Isla Trucking	\$6,608.40	\$262.72	\$623.39	\$863.05	\$535.50	\$535.00	8/7/2015	Tenant spoke with Joann. Payment made for the month \$1984.00.

Acct No.	Customer	Balance Open	Current	Days Aging				Last Paid		Remarks
				Over 30	Over 60	Over 90	Over 120	Amount	Date	
8475	Sanko Bussan (Guam) Co, Lt	\$9,330.14	\$3,741.57	\$1,347.65			\$4,240.92		Total Payments for the month was \$12,670.28. Credits and Unapplied payments to past due invoices.	
14610	U.S. Department of Homeland	\$6,151.02	\$2,466.40				\$3,684.62	\$14,788.00	Payments being made	
11776	Customs and Quarantine Age	\$4,068.56	(\$30.00)			\$449.28	\$3,649.28	\$1,797.12	DOA dispute regarding PO . In contact with James	
14785	Howard, Lynette/John Regis	\$4,010.50	\$162.50	\$162.50			\$3,523.00	\$200.00	Emailled and suggested to commercial that this tenant should be terminated. No payments. Final notice sent.	
13121	Tidewater Distributors Inc	\$4,224.07	\$870.75				\$3,353.32		Good standing	
14778	IP&E Holding LLC	(\$288,701.74)	(\$295,006.97)	\$1,104.29	\$1,311.34	\$790.13	\$3,099.47	\$2,126.27	Pending assignment agreement from Legal	
14336	Cruz, Joseph L	\$3,642.35		\$250.61	\$250.61		\$2,890.52	\$250.61	Ongoing research with commercial and tenant. Final notice. Recommend termination letter.	
14368	Tyco Electronics Subsea Co	(\$5,072.08)	(\$7,969.06)	\$121.44			\$2,775.54	\$30.80	Wire transfer for the month was \$13,013.42	
9814	Fentress, Michael D.	\$2,917.50	\$137.50	\$137.50	\$25.00		\$2,480.00	\$300.00	No recent payments. Final notice sent more than once. Suggest to send to collections and be terminated.	
14561	Trombley, William P.	\$2,337.50					\$2,337.50	\$135.00	With collections	
14364	P.S.V. Corp./Joo, Gi Bum	\$13,114.50	\$996.00	\$2,354.28	\$1,763.28	\$5,689.99	\$2,310.95	\$4,461.81	No recent payments. John with commercial spoke to tenant. He will be in to make payment.	
13727	Ross, Robert	\$2,625.00	\$50.00	\$300.00			\$2,275.00	\$137.50	With collections	
10081	Landolt, Callum L.	\$3,131.30	\$150.00	\$150.00		\$600.00	\$2,231.30	\$303.00	With collections	
14844	Global Investment Group Inv	\$2,221.40					\$2,221.40		Payment returned for NSF. \$50.00 fee charged. With collections	
14984	Ten Bulls Corporation	\$2,166.24					\$2,166.24	\$22.57	With collections	
14382	Sepety, Ulysess Y.	\$2,541.25	\$137.50	\$137.50		\$137.50	\$2,128.75	\$140.00	To be sent to collections	
11770	Black Construction Corpora	(\$364.27)	(\$2,479.99)				\$2,115.72	\$1,305.08	Working to spread payments	
7923	Inchcape Shipping Services	\$43,367.23	\$39,916.72	\$1,387.06			\$2,063.45	\$22,552.34	Tenant/Agent is disputing their interest payments. They made 1/2 payment on interest and said we should absorb the other half. Trying to shcedule a meeting with Guam office.	
13158	Thompson, Michael J.	\$1,546.35					\$1,546.35	\$50.00	With Collections	
13476	Isla Maritime Agency		(\$1,254.87)				\$1,254.87	\$1,717.24	Good standing	
14868	Le, Hien Van	\$1,237.50					\$1,237.50	\$137.50	With Collections	
11848	Fantasea Charters/Velez, A	\$1,918.47	\$721.87	\$25.00		\$212.20	\$959.40	\$200.00	Tenant said he can't make payment. Suggested to be terminated. As per commercial, they sent a termination letter, but came back. Still at dry dock.	
15097	Junsay, Lowell B.	\$1,213.25	\$50.00	\$300.00			\$863.25	\$1,000.00	With collections	
14815	Rutiki, Siso	\$787.50					\$787.50	\$200.00	With collections	
14575	Twiligear, Rosco Dean	\$832.17		\$25.00		\$25.00	\$782.17	\$140.00	With collections	
14560	Poll, Pederro H.	\$746.25					\$746.25	\$10.00	With collections	
14126	Margarita Charters	\$623.50					\$623.50	\$1,319.00	With collections	
15051	Isla Fishing & Diving, Inc	\$560.00					\$560.00	\$457.00	To be sent to collections	
15091	Helgenberger, Patrick	\$550.00					\$550.00	\$137.50	With collections	
15210	RAIUKIULIPIY, CECILIO	\$525.00					\$525.00	\$300.00	To be sent to collections	
14622	Singenes, Sigeo I.	\$625.00				\$137.50	\$487.50	\$250.00	To be sent to collections	
14849	Triad International	\$471.00					\$471.00	\$140.00	With collections	
14755	Marsono, Markus	\$405.50					\$405.50	\$50.00	With collections	
14821	Searunner Marine Inc.	\$395.00				\$25.00	\$370.00	\$92.50	Roscoe will try and pay off soon	
13641	M.A.Y. (Guam) Inc.	\$1,634.96	\$323.00	\$408.68	\$129.11	\$408.68	\$365.49	\$1,311.72	Tenant was sent final notice.	

Acct No.	Customer	Balance Open	Current	Days Aging				Last Paid		Remarks
				Over 30	Over 60	Over 90	Over 120	Amount	Date	
13653	Yu, Niko K.	\$50.00	\$40.00	\$10.00				\$240.00	8/18/2015	
1487	Guam Federation of Teacher	(\$859.00)	(\$859.00)							
1490	Guam Telephone Authority	\$128.26	\$128.26					\$136.40	7/28/2015	
1849	VAN METER, LESTER M.	(\$90.00)	(\$90.00)							
7341	Ambyth Shipping & Trading	\$352,220.92	\$352,220.92					\$3,061.67	8/21/2015	
7501	Triple J. Ent., Inc.	(\$57.15)	(\$57.15)					\$47.68	8/18/2015	
7763	Guam Dolphin's Marine Spor	\$891.00	\$891.00					\$2,153.25	8/4/2015	
7886	Guam Transport & Warehouse							\$535.50	8/12/2015	
8352	Paradise Aqua Corp.	(\$385.56)	(\$385.56)					\$385.56	8/25/2015	
8483	Scuba Company	\$3,623.25	\$3,623.25					\$6,208.50	8/7/2015	
9208	Micronesian Telecomm Corp.	(\$3,385.24)	(\$3,385.24)							
9224	Island Equipment Company	(\$150.86)	(\$150.86)					\$238.42	7/31/2015	
9401	Tasi Tours Inc.	(\$93.05)	(\$93.05)					\$1,153.05	8/14/2015	
9540	Unitek Environmental Svcs	(\$500.00)	(\$500.00)					\$840.00	8/26/2015	
9697	Camacho, Antonio Frank C.	(\$200.00)	(\$200.00)					\$480.00	1/22/2015	
9777	Eads, John/Guam Lucky Stik	(\$437.50)	(\$437.50)					\$525.00	6/19/2015	
9822	Osakana Cruise, Inc/Fish E	\$586.40	\$586.40					\$1,310.57	8/5/2015	
9849	Flores, William A.	(\$200.00)	(\$200.00)					\$600.00	11/21/2014	
10217	Mars, Thomas Z.	(\$173.26)	(\$173.26)					\$137.50	8/26/2015	
10276	McDermott International(Ra	(\$40.48)	(\$40.48)					\$40.48	7/20/2015	
10524	Orcutt, Kenneth D.	\$137.50	\$137.50					\$275.00	8/12/2015	
10735	Plummer, Peter J.	\$175.00	\$175.00					\$175.00	8/18/2015	
11769	Bisnes-Mami, Inc.							\$143.04	7/31/2015	
11778	Dewitt Trans Services of G									
11814	J.L. Baker & Sons/COS/LA G	\$1,146.80	\$1,146.80							
12149	Cargo Express Inc.	(\$572.22)	(\$572.22)					\$572.22	7/1/2015	
12335	Liberty, Lawrence D / Sand	(\$275.00)	(\$275.00)					\$412.50	7/1/2015	
12338	Tenbata Guam	(\$6.00)	(\$6.00)					\$50.00	8/12/2015	
12339	Alvarez, Dale	\$137.50	\$137.50					\$137.50	8/25/2015	
12373	Beighley, Jim/Mark Baldyga	(\$250.00)	(\$250.00)					\$25.00	6/1/2015	
12394	Wong, Billy	(\$250.00)	(\$250.00)					\$300.00	5/13/2015	
12408	Marianas Yacht Club	(\$200.00)	(\$200.00)					\$100.00	2/16/2015	
12419	Nelsen, Jeff G.	\$87.50	\$87.50					\$175.00	8/10/2015	
12511	Hanson Permanente Cement	(\$287,952.10)	(\$287,952.10)					\$172,000.00	3/4/2015	
12851	Eric Bell	(\$200.00)	(\$200.00)					\$600.00	2/4/2015	
13030	South Pacific Petroleum Co	(\$29,043.93)	(\$29,043.93)					\$554.05	8/28/2015	
13040	Watson, Jonathan (Return	(\$85.68)	(\$85.68)					\$221.36	7/23/2015	
13089	Guam Fisherman's Cooperati	(\$250.00)	(\$250.00)					\$600.00	1/28/2015	
13108	Turner David							\$137.50	8/13/2015	
13182	MARIANAS CREDIT BUREAU	(\$75.00)	(\$75.00)					\$75.00	7/28/2015	
13190	GENTLY BLUE DIVING SHOP	(\$24.87)	(\$24.87)					\$1,500.00	7/6/2015	
13191	Aguon, Paul SN.	(\$208.35)	(\$208.35)					\$100.00	7/16/2015	
13219	SS Neptune, LLC Shuttle	\$368.96	\$368.96					\$368.96	6/18/2015	
13495	BME & Son Inc.	\$6,278.56	\$6,278.56							
13545	Perez, Vincent T./Vern Per	(\$200.00)	(\$200.00)					\$600.00	1/8/2015	
13716	Aduana International							\$190.72	7/15/2015	

Acct No.	Customer	Balance Open	Current	Days Aging				Last Paid		Remarks
				Over 30	Over 60	Over 90	Over 120	Amount	Date	
13914	Dacanay, Ann R.	(\$25.00)	(\$25.00)					\$40.00	8/31/2015	
13935	D.S.Y. Corporation	(\$45.00)	(\$45.00)					\$23.85	9/26/2014	
14122	Global Recycling Center	(\$85.56)	(\$85.56)					\$85.56	3/15/2013	
14150	PIER, KENNETH	(\$137.50)	(\$137.50)					\$275.00	8/21/2015	
14210	Kaneshiro, Roger J., D.D.S	(\$320.00)	(\$320.00)					\$960.00	1/16/2015	
14290	DGX	(\$471.08)	(\$471.08)					\$374.85	8/26/2015	
14409	Robinson, Merle Ann	(\$48.00)	(\$48.00)					\$144.00	7/16/2015	
14431	Quinata, Carlos/Amber Heri	(\$112.50)	(\$112.50)					\$275.00	7/29/2015	
14453	Paradis, Guy R.	(\$220.00)	(\$220.00)					\$162.50	7/22/2015	
14503	Fox, Norman	(\$247.92)	(\$247.92)					\$270.00	6/29/2015	
14535	Young, Dione & Jerry	(\$275.00)	(\$275.00)					\$175.00	9/1/2015	
14570	Terlajje, Glenn	(\$137.50)	(\$137.50)					\$275.00	8/28/2015	
14582	Packbier, Paul E.R./PCR Gu	(\$400.00)	(\$400.00)					\$600.00	7/22/2015	
14642	Tristar Terminals Guam, In	\$128,469.64	\$128,469.64					\$127,049.40	7/31/2015	
14658	Phillip, Vincer	\$137.50	\$137.50					\$300.00	8/28/2015	
14663	Cafky, James W. & Melvia	(\$220.00)	(\$220.00)					\$440.00	7/16/2015	
14764	San Jose Investments, LLC	(\$0.20)	(\$0.20)					\$75.44	12/13/2013	
14776	MARAD	(\$169.45)	(\$169.45)					\$34,271.66	11/30/2011	
14791	Fong, Francis L	(\$145.28)	(\$145.28)					\$400.00	6/24/2015	
14809	Department of Homeland Sec	\$267.38	\$267.38					\$4,885.94	5/4/2015	
14817	Morgan, David P.	(\$68.75)	(\$68.75)					\$137.50	8/4/2014	
14909	Propacific Builder Corpora	\$121.50	\$121.50					\$20.25	9/1/2015	
14911	Royal Cargo Guam, LLC	(\$95.36)	(\$95.36)					\$95.36	11/21/2014	
14958	DKC Pacific Guam, LLC	(\$0.06)	(\$0.06)							
15079	McDermott, Brian	\$40.45	\$40.45					\$40.57	4/15/2013	
15099	Williams, Michael E.	(\$195.47)	(\$195.47)					\$150.00	8/3/2015	
15120	Aguon, Paul S.N.	(\$191.30)	(\$191.30)					\$180.00	3/31/2015	
15152	SUNNY SIDE UP GUAM INC.	(\$302.50)	(\$302.50)					\$907.50	8/31/2015	
15166	Jenkins, David	(\$125.00)	(\$125.00)					\$125.00	7/3/2014	
15171	Lets Dive Guam	(\$1,500.00)	(\$1,500.00)					\$1,500.00	7/20/2015	
15205	RIDLON, DANIEL A	\$40.00	\$40.00					\$120.00	6/10/2015	
15207	SOUTH PACIFIC DREAM CORP	\$140.00	\$140.00					\$280.00	8/7/2015	
15227	Sager, Randy G.	(\$137.50)	(\$137.50)					\$550.00	4/7/2015	
15259	Cruz, Jerel	(\$160.00)	(\$160.00)					\$720.00	2/20/2015	
15278	Rosen, Mattias	\$68.75	\$68.75					\$206.25	8/14/2015	
15290	Murrell, Robert Dan	(\$200.00)	(\$200.00)					\$500.00	2/27/2015	
15299	TANOTA CORPORATION							\$572.16	7/24/2015	
15302	MICRONESIAN RENEWABLE EN	(\$190.72)	(\$190.72)					\$190.72	6/16/2015	
15304	GGH Guam LLC							\$47.20	6/19/2015	
15305	Civille & Tang/Joshua Wals	\$81.14	\$81.14					\$81.14	8/18/2015	
15308	GUAM CLEANING MASTERS							\$95.36	7/1/2015	
15311	Sibley, Michael S.							\$656.04	7/22/2015	
		\$7,155,400.77	\$3,883,490.70	\$1,508,237.13	\$152,540.68	\$64,575.53	\$1,546,556.73			

Supplier	Supplier Name	Phone	Co	Balance Open	Current	61	90	91	120	Aging	121	Over
9339	Lab Safety Supply	800 3560783	00050	11.00	11.00							
13333	LASER TECHNOLOGY		00050	1869.95	1869.95							
11991	MADI CRASOSTOMO	671 6372565	00050	58494.76	58494.76							
11991	Madine Technical		00050	233124.59	233124.59							
11991	Wedpharm Corp.	671 6493106	00050	185.20	15088.01							
10198	Wid-Itc Par East	671 6329160/5169/	00050	339.92	339.92							
10588	Wid-Itc Equipment	671 6493947FRANK	00050	8030.00	8030.00							
13609	WARRIORS	671 6493224 (CAROL	00050	320.00	320.00							
15302	WORPHOTRUST USA	202 6684848	00050	66.25	66.25							
10198	Waps Auto Parts	671 6376642/7141/	00050	3526.73	3526.73							
10588	National Office S	671 6466613 (EMILY)	00050	4427.88	4427.88							
14358	Net Kc Guam	671 6466380	00050	10732.65	10732.65							
10333	Offshore Lumber, I	671 6469111/3 (MYL	00050	339.80	339.80							
12074	Office Of The Alt		00050	12957.13	12957.13							12957.13
14392	Opticons PC	671 6330263/4	00050	2510.00	2510.00							
13896	Opticons Human Res	671 6376506/7/8	00050	1020.76	1020.76							
14392	Pacific Petroleum	671 6465082	00050	3384.00	3384.00							
13891	Pacific Waste Sys	671 6461325	00050	1135.91	1135.91							
14009	Phillips and Ford	671 4772223	00050	64655.00	64655.00							
14009	Proprctc Guide	671 4772109	00050	49794.75	49794.75							
14009	Proprctc Guides	671 4772107	00050	7704.07	7704.07							
14009	Proprctc Guides	671 4772107	00050	1470.00	1470.00							
13840	PROMOTIONS, SPECIA	671 6493117/8	00050	625.00	625.00							
15641	R&E CARCIN, LLC, D	671 4723651	00050	25762.90	25762.90							
17683	Safety Sgt System	671 4723651	00050	1882.30	1882.30							
14009	SecureSafe Soluti	671 6490797	00050	660.00	660.00							
14009	SolCom Pacific Ret	671 6325310JERRY	00050	490.00	490.00							
14009	Standard Office S	671 4728871 (OPERA	00050	37714.76	37714.76							
14009	Standard Office S	671 6464825 (POLLY	00050	700.00	700.00							
14009	STANDARD, FRANCISCO	671 4775931/332,3	00050	50.00	50.00							
14009	STANDARD, INSURANC	671 3212091	00050	18.19	18.19							
12779	Travel Bag, Inc.	671 4722653	00050	2129.38	2129.38							
13420	Treasurer of Guam		00050	80093.38	80093.38							18.19
12943	Triple J Commerci	671 6469233	00050	456.00	456.00							2129.19
14842	Tristar Terminals	671 5652300	00050	1645.04	1645.04							80093.38
11613	Tsang Brothers Co	671 6388133 (CHRIS	00050	3700.00	3700.00							486.12
11956	Workers Compensat		00050	11090.93	8460.93							2630.00
7233	Xerox Corporation	671 4779456/9495	00050	2107.89	2107.89							

00050	Port Authority of Guam	1607507.60	1342454.14	265053.46
	Grand Total	1607507.60	1342454.14	265053.46

PORT AUTHORITY OF GUAM

Crane Surcharge					9.50%	BOG 0101-330971 50.1122.BOGCRANE	
60.5851					Sinking	Bank Bal.	
Date	Description	Amount	Balance	Remarks	Fund	Amount	Date
9/30/2014	Balance Forwarded		138,742.37		955,383.58	965,546.40	
10/20/2014	Loan Payment	(101,426.79)	37,315.58				
10/1/2014	Pola Insurance Prem	(260,000.00)	(222,684.42)			29,742.00	10/1/2014
10/31/2014	Revenues	545,188.55	322,504.13		51,792.91	57,561.31	10/7/2014
10/31/2014	Depreciation	(66,666.67)	255,837.46			110.29	10/31/2014
10/31/2014	Pola 14 Exp 70.8390	(7,330.63)	248,506.83				
	Pola 16 Exp 70.8391	\$ 13,106.09	261,612.92				
	Pola 17 Exp 70.8392	\$ 13,365.48	274,978.40				
	Gantry 3	\$ (17,710.18)	257,268.22				
10/31/2014	Reserve	\$ (51,792.91)	205,475.31				
10/31/2014	PMC	\$ (78,460.00)	127,015.31				
11/20/2014	Loan Payment	(101,426.79)	25,588.52				
11/30/2014	Revenues	454,495.27	480,083.79		43,177.05		
11/30/2014	Depreciation	(66,666.67)	413,417.12			19,240.00	11/6/2014
11/30/2014	Pola 14 Exp 70.8390	(30,732.71)	382,684.41			31586.72	11/13/2014
	Pola 16 Exp 70.8391	(37,226.22)	345,458.19			29,742.00	11/21/2014
	Pola 17 Exp 70.8392	(37,085.09)	308,373.10				
	Gantry 3	(12,937.50)	295,435.60				
11/30/2014	Reserve	(43,177.05)	252,258.55			112.31	11/30/2014
11/30/2014	PMC	(78,460.00)	173,798.55				
12/20/2014	Loan Payment	(101,426.79)	72,371.76				
12/31/2014	Revenues	\$ 443,373.51	515,745.27		42,120.48		
12/31/2014	Depreciation	(66,666.67)	449,078.60				
12/31/2014	Pola 14 Exp 70.8390	\$ (12,506.22)	436,572.38				
	Pola 16 Exp 70.8391	(15,780.36)	420,792.02				
	Pola 17 Exp 70.8392	\$ (17,451.60)	403,340.42			26,934.47	12/10/2014
	Gantry 3	\$ (9,600.20)	393,740.22			122.29	12/31/2014
12/31/2014	Reserve	\$ (42,120.48)	351,619.74				
12/31/2014	PMC	\$ (78,460.00)	273,159.74				
1/20/2015	Loan Payment	(101,426.79)	171,732.95				
1/31/2015	Revenues	\$ 492,104.40	663,837.35		\$ 46,749.92		
1/31/2015	Depreciation	(66,666.67)	597,170.68				
1/31/2015	Pola 14 Exp 70.8390	(13,889.62)	583,281.06				
1/31/2015	Pola 16 Exp 70.8391	(17,242.62)	566,038.44		-	123.22	1/31/2015
1/31/2015	Pola 17 Exp 70.8392	\$ (17,888.47)	548,149.97				
	Gantry 3	-	548,149.97				
	Reserve	(46,749.92)	501,400.05				
1/31/2015	PMC	\$ (78,460.00)	422,940.05				
1/31/2015	50.1621.PARTS	\$ (22,875.00)	400,065.05				
2/20/2015	Loan Payment	(101,426.79)	298,638.26				
2/28/2015	Revenues	\$ 363,462.38	662,100.64		\$ 34,528.93		
2/28/2015	Depreciation	(66,666.67)	595,433.97				
	Pola 14 Exp 70.8390	\$ (14,570.75)	580,863.22			20,984.06	2/9/2015

PORT AUTHORITY OF GUAM

Crane Surcharge					9.50%	BOG 0101-330971 50.1122.BOGCRANE	
60.5851					Sinking	Bank Bal.	
Date	Description	Amount	Balance	Remarks	Fund	Amount	Date
2/28/2015	Pola 16 Exp 70.8391	\$ (15,529.96)	565,333.26			26,607.94	2/23/2015
	Pola 17 Exp 70.8392	\$ (15,641.91)	549,691.35			113.13	2/28/2015
	Gantry 3	(35,063.50)	514,627.85				
2/28/2015	Reserve	\$ (34,528.93)	480,098.92				
2/28/2015	PMC	\$ (78,460.00)	401,638.92				
3/20/2015	Loan Payment	(101,426.79)	300,212.13				
3/31/2015	Revenues	\$ 498,751.09	798,963.22				
3/31/2015	Depreciation	(66,666.67)	732,296.55				
3/31/2015	Pola 14 Exp 70.8390	(98,800.04)	633,496.51				
	Pola 16 Exp 70.8391	\$ (72,098.58)	561,397.93				
	Pola 17 Exp 70.8392	\$ (75,546.16)	485,851.77				
	Gantry 3	\$ -	485,851.77			29,742.00	3/20/2015
3/31/2015	Reserve	\$ (47,381.35)	438,470.42		\$ 47,381.35		
3/31/2015	PMC	\$ (78,460.00)	360,010.42			129.22	3/31/2015
	Oct & Nov GRT	\$ (10,358.85)	349,651.57				
4/20/2015	Loan Payment	(101,426.79)	248,224.78				
4/30/2015	Revenues	\$ 458,218.58	706,443.36				
4/30/2015	Depreciation	(66,666.67)	639,776.69				
4/30/2015	Pola 14 Exp 70.8390	\$ (5,370.38)	634,406.31				
	Pola 16 Exp 70.8391	(15,784.93)	618,621.38				
	Pola 17 Exp 70.8392	(27,567.63)	591,053.75			27,359.15	4/28/2015
	Gantry 3	-	591,053.75			127.42	4/30/2015
4/30/2015	PMC	\$ (81,149.03)	509,904.72				
4/30/2015	Reserve	(43,530.77)	466,373.96		\$ 43,530.77		
5/20/2015	Loan Payment	(101,426.79)	364,947.17				
5/31/2015	Revenues	537,881.53	902,828.70				
	Depreciation	\$ (66,666.67)	836,162.03				
5/31/2015	Pola 14 Exp 70.8390	\$ -	836,162.03				
	Pola 16 Exp 70.8391	\$ (8,424.47)	827,737.56				
	Pola 17 Exp 70.8392	\$ (7,305.72)	820,431.84				
	Gantry 3	-	820,431.84				
5/31/2015	PMC	(99,350.29)	721,081.55			134.39	5/31/2015
5/31/2015	Reserve	(51,098.75)	669,982.80		51,098.75		
5/31/2015	PMC Accrual	(28,417.78)	641,565.02				
6/20/2015	Loan Payment	(101,426.79)	540,138.23				
6/30/2015	Revenues	492,412.17	1,032,550.40				
6/30/2015	Depreciation	\$ (66,666.67)	965,883.73				
6/30/2015	Pola 14 Exp 70.8390	(28,406.83)	937,476.90				
	Pola 16 Exp 70.8391	(28,033.32)	909,443.58				
	Pola 17 Exp 70.8392	(26,565.00)	882,878.58				
	Gantry 3	-	882,878.58				
6/30/2015	PMC Accrual	(250,790.58)	632,088.00				
6/30/2015	Reserve	(46,779.16)	585,308.84		46,779.16	15,037.02	6/26/2015

PORT AUTHORITY OF GUAM

Crane Surcharge					9.50%	BOG 0101-330971 50.1122.BOGCRANE	
60.5851					Sinking	Bank Bal.	
Date	Description	Amount	Balance	Remarks	Fund	Amount	Date
6/1/2015	Reverse Accrual	28,417.78	613,726.62			130.17	6/30/2015
6/30/2015	PMC	(63,914.22)	549,812.40				
7/20/2015	Loan Payment	(101,426.79)	448,385.61				
7/31/2015	Revenues	537,847.62	986,233.23			13,218.09	7/17/2015
7/31/2015	Depreciation	\$ (66,666.67)	919,566.56			21,873.66	7/24/2015
7/31/2015	Pola 14 Exp 70.8390	(35,903.26)	883,663.30			136.93	7/31/2015
	Pola 16 Exp 70.8391	(11,945.53)	871,717.77			15,773.84	7/31/2015
	Pola 17 Exp 70.8392	(20,570.52)	851,147.25				
	Gantry 3	(46,164.80)	804,982.45				
7/31/2015	Reserve	(51,095.52)	753,886.93		51,095.52		
7/31/2015	PMC	(139,654.86)	614,232.07				
7/1/2015	Reverse Accrual	250,790.58	865,022.65				
					\$ 1,413,638.41	\$ 1,332,188.03	

PORT AUTHORITY OF GUAM

Facility Maintenance Fee Ledger						50.1122.BOGFM	
60.5841						BOG	
Date	Description	Debit	Credit	Balance	Remarks	Balance	Date
				-		1,343.72	10/18/2012
10/31/2012	Revenues	128,054.41		128,054.41			
11/30/2012	Revenues	136,714.49		264,768.90		17,571.41	3/18/2013
12/31/2012	Revenues	135,134.97		399,903.87		16,017.96	3/28/2013
1/31/2013	Revenues	83,474.01		483,377.88		50,000.00	4/2/2013
2/28/2013	Revenues	134,963.11		618,340.99		55,181.02	4/5/2013
3/31/2013	Revenues	106,297.86		724,638.85		15,000.00	4/10/2013
4/30/2013	Revenues	101,044.38		825,683.23		87,504.18	4/15/2013
5/31/2013	Revenues	133,634.87		959,318.10		350,000.00	4/19/2013
6/14/2013	LC4 Cable Replacement (DCK Pacific)		78,000.00	881,318.10	Completed	18,650.26	4/30/2013
6/30/2013	Revenues	111,439.34		992,757.44		107,294.52	5/8/2013
7/31/2013	Revenues	131,824.10		1,124,581.54		11,818.72	6/27/2013
7/31/2013	Container Yard Stripping		235,000.00	889,581.54	Awarded	5,112.15	7/3/2013
7/31/2013	F5/6 Concrete Pole Light Upgrade Doc		280,316.10	609,265.44	Awarded	37,942.64	7/10/2013
7/31/2013	High Tower Renovation		25,000.00	584,265.44		94,264.19	7/12/2013
7/31/2013	Lower Tower Renovation		65,000.00	519,265.44		11,388.23	7/24/2013
7/31/2013	Warehouse 1, Bay 2 & 3 removal/rep		75,500.00	443,765.44	Completed		
	Terminal Relocation		10,000.00	433,765.44		106,434.24	7/30/2013
8/31/2013	Revenues	110,602.88		544,368.32			
8/31/2013	Lower Tower 2nd Floor Renovation		53,000.00	491,368.32			
	Hotel Wharf		537,000.00	(45,631.68)	Completed	19,950.41	8/2/2013
9/30/2013	Revenues	104,197.42		58,565.74		58,758.05	8/13/2013
10/31/2013	Revenues	131,158.87		189,724.61		106,361.97	9/3/2013
11/30/2013	Revenues	104,937.30		294,661.91		17,677.97	9/25/2013
12/31/2013	Revenues	111,418.07		406,079.98		25,695.93	9/30/2013
1/3/2014	F-6 Bollard Repair		17,670.72	388,409.26	Completed	99.78	12/31/2013
1/3/2014	Spalling - CFS		221,000.00	167,409.26	Awarded	39,420.19	1/9/2014
1/3/2014	Hatch Covers-CFS		12,000.00	155,409.26		260.76	1/31/2014
	Other Small Projects		2,516.00	152,893.26			
1/31/2014	Revenues	125,865.40		278,758.66			
2/17/2014	F2/F3 West Gate		5,000.00	273,758.66			
2/28/2014	Revenues	88,709.38		362,468.04		120.22	2/28/2014
2/26/2014	Underground Power lines LC3, CFS &		90,000.00	272,468.04			
3/31/2014	Revenues	111,424.72		383,892.76		77,786.35	
4/30/2014	Revenues	137,520.07		521,412.83		140.04	
5/28/2014	Lower/Higher Tower Addtl funding		205,000.00	316,412.83		136.83	4/30/2014
5/31/2014	Revenues	146,890.26		463,303.09		29,306.63	5/19/2014
6/30/2014	Revenues	120,442.35		583,745.44		142.61	5/31/2014
7/31/2014	LC-4 Primary Metering Cubicle Repair		71,882.26	511,863.18		139.87	6/30/2014
7/31/2014	Revenues	125,194.43		637,057.61		144.54	7/31/2014
8/31/2014	Revenues	134,596.45		771,654.06		144.56	8/31/2014
9/30/2014	Revenues	119,591.35		891,245.41		139.91	9/30/2014
10/31/2014	Revenues	143,860.66		1,035,106.07		144.59	
10/17/2014	A/E Srvs for Wheel Stopper, Storm Dr		300,000.00	735,106.07			
	Concrete Storm Drain Channel System		600,000.00	135,106.07			
	Cathodic Services		10,000.00	125,106.07			
	CY Water Line Valves		50,000.00	75,106.07			
	CY Asphalt Pavement Repairs		50,000.00	25,106.07			
11/30/2014	Revenues	133,433.07		158,539.14		1,874.25	11/26/2014
12/15/2014	Cntr offices & parts storage for crane		26,850.00	131,689.14			
12/31/2014	Revenues	120,992.72		252,681.86		139.94	11/30/2014
1/30/2015	EQMR Cable Replacement		60,000.00	192,681.86		128.52	12/19/2014
1/30/2015	F6 Cleats		25,000.00	167,681.86		144.82	12/31/2014
1/30/2015	CFS change order addtl spalling		33,916.25	133,765.61			
1/30/2015	Installation of Generators		50,000.00	83,765.61			
1/31/2015	Revenues	130,566.70		214,332.31		1,000,230.46	1/31/2015
2/20/2015	Hotel Wharf Pull test		50,000.00	164,332.31		226.74	2/28/2015
2/28/2015	Revenues	109,446.82		273,779.13			
10/17/2014	Other Small Misc. Projects		144,534.75	129,244.38			
3/31/2015	Revenues	138,020.27		267,264.65		251.06	3/31/2015
4/30/2015	Revenues	117,407.92		384,672.57		242.98	4/30/2015
4/15/2015	Fleet Maint Shelter Canopy		96,055.00	288,617.57			
5/31/2015	Revenues	142,379.04		430,996.61		251.11	5/31/2015
6/30/2015	Revenues	127,041.65		558,038.26		243.04	6/30/2015
7/31/2015	Revenues	152,100.08		710,138.34		1662.07	6/29/2015
						251.34	7/31/2015
						2,367,740.78	

OPERATION DIVISION REPORT SUMMARIZATION

September 2, 2015

Prepared By: John B. Santos

CONTAINER REPORT:

For the Month of August:

- Total Cargo Vessels: 23
- Total Containers Handled: 8,758
-

Year to Date (October 2014 – September 2015)

- Total Cargo Vessels: 229
 - Total Containers Handled: 85,339
 - Monthly Container Handled Average: 7,758
-

VESSEL PRODUCTIVITY REPORT:

Average Gross Move Per Hour (AGMPH):

- Matson 21 AGMPH
 - Mana 10 AGMPH
 - MSA Barges 12 AGMPH
 - MSA Kyowa, Condor, S/Islander 12 AGMPH
 - Ambyth 14 AGMPH
 - MEL 19 AGMPH
-

EQUIPMENT REPORT:

Gantry Cranes:

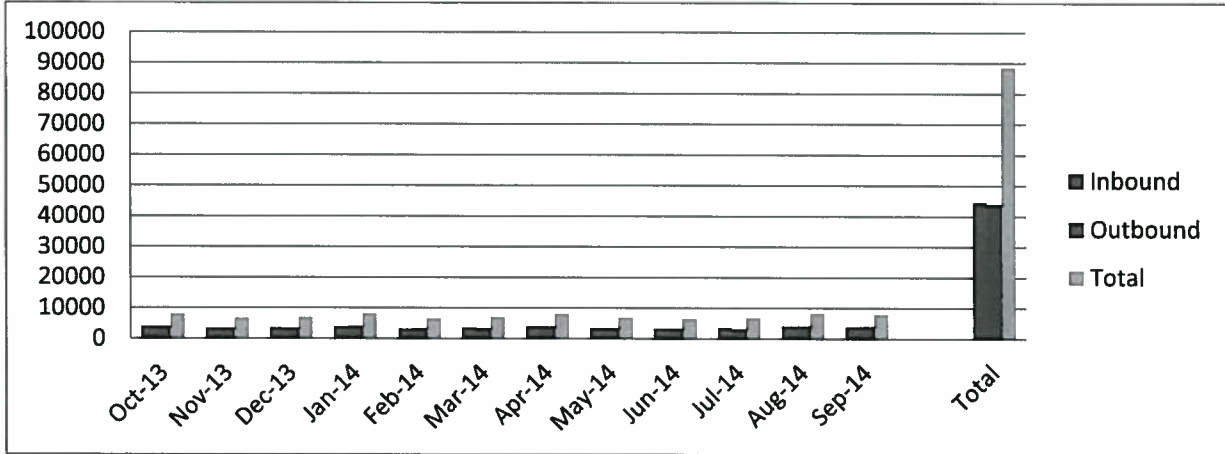
Gantry Cranes 4, 5, & 6 are operational status. Gantry #3 is still under maintenance/repair status. Gantries 4, 5 & 6 were utilized and with **downtime status as follows**: Gantry 4 had 2.2 hrs downtime due to spreader & power problems; Gantry 5 had 10.7 hrs downtime due to problems with its power, spreader, hoist, twistlock, trolley, gantry, chain, & performing engine check; Gantry 6 had 5.1 hrs downtime due to problems with its lights, spreader, power cable, & adding engine oil.

Container Total Comparison
Fiscal Year 2014 - Fiscal Year 2015

Month	Inbound	Outbound	Total
Oct-13	4090	3949	8039
Nov-13	3335	3342	6677
Dec-13	3598	3419	7017
Jan-14	4018	4098	8116
Feb-14	3242	3394	6636
Mar-14	3652	3500	7152
Apr-14	4120	4009	8129
May-14	3446	3458	6904
Jun-14	3319	3308	6627
Jul-14	3507	3249	6756
Aug-14	4229	4173	8402
Sep-14	3991	4107	8098

7314 **(11 Months Average)**

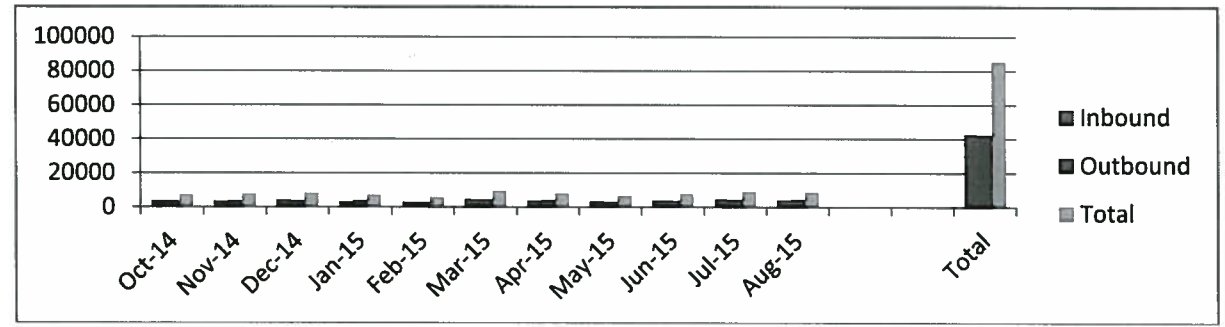
Total	44547	44006	88553
--------------	--------------	--------------	--------------



Month	Inbound	Outbound	Total
Oct-14	3757	3497	7254
Nov-14	3639	3797	7436
Dec-14	4335	3920	8255
Jan-15	3207	3913	7120
Feb-15	2987	2809	5796
Mar-15	4716	4759	9475
Apr-15	3755	4056	7811
May-15	3555	3110	6665
Jun-15	3868	3780	7648
Jul-15	4673	4448	9121
Aug-15	4246	4512	8758
			0

7758 **(11 Months Average)**

Total	42738	42601	85339
--------------	--------------	--------------	--------------



**AUGUST 2015
VESSEL RECAP**

"Matson Navigational"																									
Vessel	Voy.	Arrive	Depart	First Lift	Last Lift	Lifts		Total		Ops Hrs	Loss Hrs	Berth Hours	Gantry #3	Gantry #4	Gantry #5	Gantry #6	Shift GMPH					Nmph	Gmph		
						In	Out	Chrs	TEUs								1st	2nd	3rd	4th	5th				
Manukai	159	05 Aug - 10:58	06 Aug - 23:51	05 Aug - 13:07	06 Aug - 23:07	635	669	1304	2538.5	34	8.2	36.9					0:00	0:00	21	20	23	31	26.6	22.4	
Manulani	113	12 Aug - 08:29	14 Aug - 06:22	12 Aug - 10:20	14 Aug - 05:32	785	650	1435	2654.3	43.2	10.5	45.9					1:13	0:10	15	19	18	23	22.3	19.2	
Maunawili	133	19 Aug - 14:32	21 Aug - 04:05	19 Aug - 15:38	21 Aug - 03:16	560	436	996	1950.3	35.6	19.5	37.6					1:35	3:10	15	20	16	19	25.9	18.1	
Maunalei	96	26 Aug - 03:14	27 Aug - 16:43	26 Aug - 04:34	27 Aug - 16:15	683	704	1387	2629.8	35.7	13.9	37.5					1:02	0:50	0:11	16	17	21	21	23.9	18.5
Total:						2663	2459	5122	9772.9									Monthly Nmph/Gmph Average:					24.7	19.6	

"Matson Mana"																								
Vessel	Voy.	Arrive	Depart	First Lift	Last Lift	Lifts		Total		Ops Hrs	Loss Hrs	Berth Hours	Gantry #3	Gantry #4	Gantry #5	Gantry #6	Shift GMPH					Nmph	Gmph	
						In	Out	Chrs	TEUs								1st	2nd	3rd	4th	5th			
Mana	74e/75w	21 Aug - 12:12	22 Aug - 12:18	21 Aug - 14:34	22 Aug - 12:18	167	81	248	384.0	21.7	5.7	24.1					2:09		13	15	11		20.4	13.9
Mana	75e/76w	27 Aug - 17:24	29 Aug - 09:06	27 Aug - 20:06	28 Aug - 21:30	18	150	168	233.0	25.4	8.8	68.9					0:00	1:07	8	10	10		13.9	8.1
Total:						185	231	416	617									Monthly Nmph/Gmph Average:					17.2	11.0

"Marianas Steamship Agency" (Barge)																								
Vessel	Voy.	Arrive	Depart	First Lift	Last Lift	Lifts		Total		Ops Hrs	Loss Hrs	Berth Hours	Gantry #3	Gantry #4	Gantry #5	Gantry #6	Shift GMPH					Nmph	Gmph	
						In	Out	Chrs	TEUs								1st	2nd	3rd	4th	5th			
S7000	113	07 Aug - 01:10	08 Aug - 17:33	07 Aug - 06:17	07 Aug - 16:52	0	98	98	180.5	10.6	9.6	40.4					0:34	0:17	6				13.2	5.8
S-2006	15-06s	07 Aug - 08:45	11 Aug - 07:59	07 Aug - 21:18	08 Aug - 03:28	77	0	77	87	6.2	2.5	74.2					0:48		13				23.3	13.2
S-2006	113n	14 Aug - 13:39	15 Aug - 22:25	14 Aug - 14:30	14 Aug - 20:36	0	61	61	110.5	6.1	2.8	32.8					0:00		11	14			16.3	9.3
S7000	113s/114n	17 Aug - 16:46	19 Aug - 14:00	18 Aug - 05:32	18 Aug - 08:05	0	15	15	29	2.6	12.7	45.2					0:00		6	14			12.7	0.9
S-2006	113s/114n	26 Aug - 02:44	27 Aug - 14:47	26 Aug - 13:21	26 Aug - 02:21	31	57	88	151.3	6.4	2.2	60.1					0:10		27	12			20.8	13.7
S7000	114s/115n	27 Aug - 10:43	30 Aug - 16:10	27 Aug - 17:07	30 Aug - 04:21	0	92	92	162.5	13.7	14.3	77.5					1:13	0:00	11	12	5.2	5.1	10.6	4.0
Total:						108	323	431	720.8									Monthly Nmph/Gmph Average:					16.2	7.8

"Marianas Steamship Agency" (Kyowa)																								
Vessel	Voy.	Arrive	Depart	First Lift	Last Lift	Lifts		Total		Ops Hrs	Loss Hrs	Berth Hours	Gantry #3	Gantry #4	Gantry #5	Gantry #6	Shift GMPH					Nmph	Gmph	
						In	Out	Chrs	TEUs								1st	2nd	3rd	4th	5th			
Cattleya	151	10 Aug - 07:06	12 Aug - 06:42	10 Aug - 10:35	12 Aug - 06:07	107	195	302	435	43.5	30.2	47.6					1:11	0:10	7	9	4	8	14.2	5.9

**AUGUST 2015
VESSEL RECAP**

Orchid	53	14 Aug - 09:36	17 Aug - 13:30	14 Aug - 13:53	17 Aug - 10:34	240	63	303	387	21.2	6.8	39.3			0:07	21	19	21	21.1	14.3	
Rose	45	19 Aug - 21:48	22 Aug - 16:00	20 Aug - 09:16	22 Aug - 15:09	84	193	277	402.3	53.9	13.8	66.2			0:00	17	4.9	6.8	13	10.8	7.0
						Total:	431	451	882						Monthly Nmph/Gmph Average:				15.4	9.1	

"CTSI" (Meil)

Vessel	Voy.	Arrive	Depart	First Lift	Last Lift	Lifts		Total Cntrs	Total TEUs	Ops Hrs	Loss Hrs	Berth Hours	Gantry #3	Gantry #4	Gantry #5	Gantry #6	Shift GMPH					Nmph	Gmph
						In	Out										1st	2nd	3rd	4th	5th		
Sudong	48	01 Aug - 07:36	01 Aug - 23:42	01 Aug - 08:49	01 Aug - 23:26	181	185	366	465	14.7	3.9	16.1			0:00	0:00	18	14		21.7	17.6		
Maren S	005	08 Aug - 07:00	08 Aug - 21:00	08 Aug - 08:38	08 Aug - 19:36	157	165	322	440	10.9	5.0	14.0			0:52	0:00	16	20		23.4	17.1		
Jost	11	17 Aug - 15:30	18 Aug - 06:18	17 Aug - 16:48	18 Aug - 05:32	104	259	363	460	12.7	4.5	14.8			0:00	0:15	22	16		21.9	17.3		
Sudong	49	22 Aug - 13:54	23 Aug - 00:06	22 Aug - 15:16	22 Aug - 23:14	124	118	242	309	7.9	2.9	10.2			0:00	0:00	21	17		22.0	17.4		
Jost	11e/11w	29 Aug - 13:36	29 Aug - 22:06	29 Aug - 15:17	29 Aug - 20:06	89	10	99	166	4.8	1.8	8.5	0:26				18	21		24.7	16.9		
Maren S	006	29 Aug - 23:42	30 Aug - 20:48	30 Aug - 01:47	30 Aug - 20:28	129	251	380	522	18.7	4.8	21.1	0:41		0:00		19	16	9	21.1	16.7		
						Total:	784	988	1772											22.5	17.2		
																				Monthly Nmph/Gmph Average:			

"MSA" (Pacific Condor/S-Islander)

Vessel	Voy.	Arrive	Depart	First Lift	Last Lift	Lifts		Total Cntrs	Total TEUs	Ops Hrs	Loss Hrs	Berth Hours	Gantry #3	Gantry #4	Gantry #5	Gantry #6	Shift GMPH					Nmph	Gmph
						In	Out										1st	2nd	3rd	4th	5th		
S/Islander	109	21 Aug - 06:20	21 Aug - 11:00	21 Aug - 08:03	21 Aug - 08:10	3	0	3	6	0.1	0	4.7			0:00		20			20.0	20.0		
						Total:	3	0	3														
																				Monthly Nmph/Gmph Average:	20.0	20.0	

"AMBYTH" (Swire)

Vessel	Voy.	Arrive	Depart	First Lift	Last Lift	Lifts		Total Cntrs	Total TEUs	Ops Hrs	Loss Hrs	Berth Hours	Gantry #3	Gantry #4	Gantry #5	Gantry #6	Shift GMPH					Nmph	Gmph
						In	Out										1st	2nd	3rd	4th	5th		
Shansi	22477	18 Aug - 22:18	19 Aug - 12:54	19 Aug - 01:24	19 Aug - 12:19	72	60	132	175	10.9	6.6	14.6			0:25	0:00	14	26		22.8	10.7		
						Total:	72	60	132														
																				Monthly Nmph/Gmph Average:	22.8	10.7	

**OCTOBER 2014 - SEPTEMBER 2015
VESSEL OPERATION RECAP**

FISCAL YEAR 2015

	October	November	December	January	February	March	April	May	June	July	August	Total
MATSON												
No. Vessel	4	4	5	4	3	5	4	4	4	5	4	46
Discharge	2412	2412	2994	1977	1662	3471	2365	2380	2494	3046	2663	27876
Loaded	2300	2207	2793	2320	1611	3270	2388	1769	2294	2570	2459	25981
Total Moves	4712	4619	5787	4297	3273	6741	4753	4149	4788	5616	5122	53857
Cranes used	G4,5,6	G4,5,6	G4,5,6	G4,5,6	G4,5,6	G4,5,6	G5,6	G5,6	G5,6	G5,66	G5,66	G4,5,6
Average GMPH	21.3	21.4	22.6	19.1	20.7	21.5	21.5	22.5	22.8	21.6	19.6	21.3
Mana												
No. Vessel	4	3	4	0	0	3	4	3	2	5	2	30
Discharge	195	214	318	0	0	114	243	112	113	306	185	1800
Loaded	247	152	259	0	0	207	227	188	62	395	231	1968
Total Moves	442	366	577	0	0	321	470	300	175	701	416	3768
Cranes used	G4,5,6	G5,6	G4,5,6	0	0	G5,6	G5,6	G5,6	G5,66	G5,66	G4,5,6	
Average GMPH	8.6	12.6	16.2	0	0	11.3	14.0	10.5	16.6	13.7	11.0	10.4
Barge												
No. Vessel	1	2	1	6	6	5	1	2	5	1	6	36
Discharge	19	57	28	177	257	279	0	19	62	0	108	1006
Loaded	0	120	0	278	197	213	50	57	230	6	323	1474
Total Moves	19	177	28	455	454	492	50	76	292	6	431	2480
Cranes used	G4,6	G5,6	G5	G4,5,6	G4,5,6	G5,6	G6	G5,6	G5,66	G6	G4,5,6	
Average GMPH	10.4	13.5	13.2	15.6	15.3	18.7	4.9	13.9	9.9	5.8	7.8	11.7
Kyowa												
No. Vessel	4	4	5	4	4	4	5	3	5	3	3	44
Discharge	387	379	483	423	489	364	649	430	600	394	431	5029
Loaded	547	451	611	479	418	551	837	521	780	538	451	6184
Total Moves	934	830	1094	902	907	915	1486	951	1380	932	882	11213
Cranes used	G4,5	G4,5,6	G5,6	G5,6	G4,5,6	G5,6	G6	G5,6	G5,66	G5,66	G5,6	
Average GMPH	9	12.2	13.2	11.6	12.8	9.4	8.4	11.8	11.4	7.4	9.1	10.6
Mell												
No. Vessel	5	6	4	4	4	4	4	5	3	5	6	50
Discharge	623	458	423	440	531	361	395	540	480	800	784	5835
Loaded	308	765	218	600	540	421	444	496	316	713	988	5809
Total Moves	931	1223	641	1040	1071	782	839	1036	796	1513	1772	11644
Cranes used	G4,5,6	G4,5,6	G4,5,6	G4,5,6	G4,5,6	G5,6	G5,6	G5,6	G5,66	G5,66	G4,5,6	
Average GMPH	15.1	23.1	22.9	18.6	21	15.9	19.9	22.2	19.5	18.3	17.2	19.4

**OCTOBER 2014 - SEPTEMBER 2015
VESSEL OPERATION RECAP
FISCAL YEAR 2015**

Pacific/S-islander												
No. Vessel	0	0	0	0	0	0	0	0	0	0	0	2
Discharge	0	0	0	0	0	0	0	0	0	0	0	7
Loaded	0	0	0	0	0	0	0	0	0	0	0	76
Total Moves	0	0	0	0	0	0	0	0	0	0	0	83
Cranes used	0	0	0	0	0	0	0	0	0	0	0	66
Average GMPH	0	0	0	0	0	0	0	0	0	0	0	7.6
												20
Swire												
No. Vessel	3	1	1	2	1	2	2	1	2	2	2	18
Discharge	121	118	88	190	48	127	103	74	119	123	72	1183
Loaded	95	100	39	236	43	97	110	79	98	150	60	1107
Total Moves	216	218	127	426	91	224	213	153	217	273	132	2290
Cranes used	65,6	65,6	66	65	66	65	65	65,6	65	65,66	65,6	
Average GMPH	15.6	18.9	11.2	19.2	24.1	9.2	9.6	9.1	13.9	13.1	10.7	14.1

Falkor												
No. Vessel	0	1	1	0	0	0	0	0	0	0	0	2
Discharge	0	1	1	0	0	0	0	0	0	0	0	2
Loaded	0	0	0	0	0	0	0	0	0	0	0	0
Total Moves	0	1	1	0	0	0	0	0	0	0	0	2
Cranes used	0	66	65	0	0	0	0	0	0	0	0	
Average GMPH	0	0	0.7	0	0	0	0	0	0	0	0	0.7

Green Ridge												
No. Vessel	0	1	0	0	0	0	0	0	0	0	0	1
Discharge	0	0	0	0	0	0	0	0	0	0	0	0
Loaded	0	2	0	0	0	0	0	0	0	0	0	2
Total Moves	0	2	0	0	0	0	0	0	0	0	0	2
Cranes used	0	Ramp	0	0	0	0	0	0	0	0	0	0
Average GMPH	0	125	0	0	0	0	0	0	0	0	0	11.4

August			
Total Vessels			23
Total Discharged			4246
Total Loaded			4512
Total Moves			8758

Summarized			
Total Vessels			229
Total Discharged			42738
Total Loaded			42601
Total Moves			85339

**CY 2015 PAG CRANES
MONTHLY REPORT**

		Total Ops Hrs	Total Vessels	Total Shifts	Total Container Moves	Total Down Time (Hrs)	Types of repairs performed
January	Gantry #3	0	0	0	0	0	n/a
	Gantry #4	108.7	7	16	1597	3.7	power,spreader,gantry
	Gantry #5	176.8	16	31	3355	3.8	power,twistlock,brakes,spreader
	Gantry #6	134.9	12	29	2150	1.3	power,light panel,twistlock
	Gantry #3	0	0	0	0	0	n/a
	Gantry #4	85.7	8	13	1247	2.1	power,spreader
February	Gantry #5	101.6	9	17	2137	1.3	hoist,spreader,motor,engine
	Gantry #6	130	14	22	2374	1.7	spreader
	Gantry #3	0	0	0	0	0	n/a
	Gantry #4	19	2	3	437	1.1	power
	Gantry #5	286.3	19	43	5039	5.7	power,spreader,gantry wheel,hoist,light
	Gantry #6	216.4	15	29	3960	14.5	spreader,hoist,power tripping,spreader,twistlock
March	Gantry #3	0	0	0	0	0	n/a
	Gantry #4	0	0	0	0	0	generator under repair
	Gantry #5	189.8	12	29	3721	4.9	power,twistlock,spreader
	Gantry #6	236.7	15	40	3781	1.6	power,spreader,brakes
	Gantry #3	0	0	0	0	0	n/a
	Gantry #4	0	0	0	0	0	Under repair status
April	Gantry #5	119.6	15	31	3658	1.7	Hoist,spreader,power,brake,gantry
	Gantry #6	143.9	11	27	2869	2	Spreader,power,loose parts,trolley
	Gantry #3	0	0	0	0	0	n/a
	Gantry #4	0	0	0	0	0	Still under repair status.
	Gantry #5	178.5	14	35	3960	2.5	Spreader,power,gantry,brake
	Gantry #6	191	14	32	3661	8.1	Gantry,twistlock,power cable
May	Gantry #3	0	0	0	0	0	n/a
	Gantry #4	0	0	0	0	0	Still under repair status.
	Gantry #5	172.7	15	33	4254	3.1	Power,spreader,hoist,lubrication,engine check
	Gantry #6	286.5	19	45	4675	1.0	Lights, spreader
	Gantry #3	0	0	0	0	0	maintenance & repair status
	Gantry #4	62.1	5	13	934	2.2	spreader & power
June	Gantry #5	217.3	17	43	4106	10.7	hoist,spreader,power,twistlock,trolley,gantry,chain
	Gantry #6	485.7	16	40	3668	5.1	spreader,lights,power cable,adding oil
	Gantry #3	0	0	0	0	0	
	Gantry #4	0	0	0	0	0	
	Gantry #5	0	0	0	0	0	
	Gantry #6	0	0	0	0	0	
July	Gantry #3	0	0	0	0	0	
	Gantry #4	0	0	0	0	0	
	Gantry #5	0	0	0	0	0	
	Gantry #6	0	0	0	0	0	
	Gantry #3	0	0	0	0	0	
	Gantry #4	0	0	0	0	0	
August	Gantry #5	0	0	0	0	0	
	Gantry #6	0	0	0	0	0	
	Gantry #3	0	0	0	0	0	
	Gantry #4	0	0	0	0	0	
	Gantry #5	0	0	0	0	0	
	Gantry #6	0	0	0	0	0	

PORT AUTHORITY OF GUAM
Jose D. Leon Guerrero Commercial Port
ENGINEERING/CIP DIVISION
Piti, Guam 96925

September 4, 2015

MEMORANDUM

TO: General Manager
FROM: Engineer Manager
SUBJECT: 2015 Summary Status:
: Ongoing & Proposed CIP Projects
: Guam Commercial Port Improvement Program

The following is a summary list of on-going projects to include the Guam Commercial Port Improvement Program projects. *Latest developments are italicized.*

1) PROJECT: Replacement of Welded Steel Petroleum Distribution Piping & Appurtenances

RFP NUMBER: PAG-011-004
CONTRACTOR: Rex International, Inc.
PROJECT AMOUNT: \$1,538,819.00
PAYMENT TO DATE: \$813,907.11
CHANGE ORDER: \$5,274.54 (CO1)
TOTAL AMOUNT \$1,544,093.54
BALANCE TO DATE: \$724,911.89
DESIGNER: N.C. Macario & Associates
FUNDING SOURCE: 1) A/E Design funded by PAG (\$289,928.18)
2) CM funded by PAG (\$245,000.00)
3) Available fund by FHWA (\$2,464,042.22)

A/E Completion Time: February 10, 2012
PAYMENT TO DATE: \$289,928.18 (Design)
BALANCE TO DATE: \$0.00 (Design)
NOTICE TO PROCEED: May 5, 2014 (Construction)
COMPLETION TIME: March 1, 2015 *ext. September 30, 2015*
Construction Manager: Parson Transportation Group, SSFM, & Port Engineering/CIP Division

CM COST: \$245,000.00 (CM)
CHANGE ORDER: \$96,423.00 (CO1:\$55,968.00, CO2:\$40,455.00)
TOTAL CM COST: \$341,423.00
PAYMENT TO DATE: \$0.00 (CM)
BALANCE TO DATE: \$0.00(CM)
POINT OF CONTACT: Alex Dorado, Design Engr.(NCMA)
Maria Alves, (PTG)

Buster Anderson (PTG)
Crispen Bensen, (DPW)
PAG ENGG/CIP Div.

WORK STATUS:

DPW is issuing Rex Int. a Lack of Progress memo in regards to the non submission of critical scheduled submittals & no activity at 24% completion time.

First shipment of pipes arrived 8/19/2014 & second shipment arrived on 9/16/2014. Contractor's pre-activity meeting is scheduled on 9/22/2014 prior to actual start of rehabilitation work. Contractor has completed the firewater line prepping & waiting for Mobil's second open window on 12/16-27/2014. A pre-activity meeting with Mobil is scheduled on 12/11/2014. A 3rd open window is on Jan.21 thru Feb.3, 2015 & pre-activity meeting is scheduled on 1/16/2015 in Mobil Office. Contractor installed the fire water line from 2/1-12/2015 & was released back to Mobil on 2/11/2015 @ 1200H. Test fire waterline for leaks & pressure setting for an hour for satisfactory operations.

4th open window for line "D" start 3/4 -14/2015 on the landside area. Contractor completed the line "D" until the secondary manifold & released back to Mobil on 3/14/2015. Contractor is working Line "D" from secondary manifold to Pier & will return Line "D" to Mobil on 4/11/2015. Start prep/fit-up works for Line "A" in landside area. Line "A" was released by Mobil to Rex Int. on 5/3/2015 & return to Mobil on 5/14/2015. X-ray, hydro test & flushing were completed prior to Mobil's re-commissioning the line "A". Line "C" was released by Mobil to contractor on 6/1/2015 & return to Mobil on 6/14/2015. Pass the X-ray test, hydro test & flushing on 6/12-13/2015. Mobil turn-over water Line "B" to Rex on 8/3/2015 & hydro tested line & passed on 8/11/2015. Rex is working on the tunnel asphalt pavement & the on-going fuel lines touch-up paint works. Conduct final walk thru inspection for Line "B" punch lists on 8/17/2015.

Rex is doing the above tunnel asphalt pavement repair which was rejected by DPW. Awaiting the CO2 materials & the final Holiday Test schedule. No cost time extension for 214 CD is approved & new completion date will be 9/30/2015.

- | | |
|-----------------------|--|
| 2) PROJECT: | Concrete Storm Drain Channel System Upgrade |
| IFB NUMBER: | PAG-012-00 |
| CONTRACTOR: | N/A |
| PROJECT AMOUNT: | \$700,000.00 (Conservative estimate) |
| DESIGNER: | Design-Built |
| FUNDING SOURCE: | Port Authority of Guam |
| NOTICE TO PROCEED: | N/A |
| COMPLETION TIME: | 6 months after NTP |
| PAYMENT TO DATE: | \$0 |
| Construction Manager: | Port Engineering/CIP Division |
| WORK STATUS: | N/A |

NOTE:

Bid opening was on October 3, 2012. Lowest responsive bid was \$330,000.00 (BME & Sons). Procurement issued a cancellation letter in regards to GEPA requirements affecting this project. Project on hold for additional funding supplement. Project is deferred until the next fiscal year. Engineering office will forward the updated technical scope to A/E Designer for drafting the design plan. Project will be forwarded to A/E for design draft. Awaiting for Cost & Design Plan from AmOrient Engineering.

- 3) PROJECT:** **Agat Marina Ramp's Left Side Concrete Catwalk Repair**
IFB NUMBER: PAG-015-004
CONTRACTOR: ProPacific Builders
PROJECT AMOUNT: \$57,818.52
DESIGNER: Design-Built
FUNDING SOURCE: Department of Agriculture, Sport Fish Restoration/Boating Access Grant # F-21-B1
NOTICE TO PROCEED: *September 8, 2015*
COMPLETION TIME: *February 8, 2015 (5 months after NTP issuance)*
PAYMENT TO DATE: \$0
BALANCE TO DATE: \$0
Construction Manager: Port Engineering/CIP Division
WORK STATUS: N/A
NOTE:

DoAg is waiting for the amendment letter from USFW on this project. Meeting with USFW & DAWR on 2/6/2014 & was informed that the amendment letter is forthcoming. DoAg give the go signal on 3/17/2015 & work permit is forwarded to BBMR for confirmation of fund. Procurement office to indorsed BOD approval. PAG received the approved Work Permit from BBMR on 4/3/2015 & Procurement office to advertise project for bid. Bid opening was on 6/5/2015, ProPacific Builder as a sole bidder for \$57,818.52. Procurement office to issue Bid Analysis for management approval. Contract is routed for PAG signatories & NTP will be issued to contractor once contract is signed.

NTP will be issued on 9/8/2015 & conduct a precon meeting.

- 4) PROJECT:** **A/E Design Consultant Services**
RFP NUMBER: PAG -013-002/P.O. # 10882-OF
DESIGNER: AmOrient Engineering
PROJECT AMOUNT: \$182,000.00
FUNDING SOURCE: Port Authority of Guam
NOTICE TO PROCEED: January 6, 2014
COMPLETION TIME: May 6, 2014 (4 Months after NTP)
PAYMENT TO DATE: \$145,019.70
BALANCE TO DATE: \$36,980.00
POINT OF CONTACT: John Robertson, GM (AmOrient Engg.)
Aquilino Cabrias, Design Engr. (AmOrient Engg.)

WORK STATUS: PAG ENGG/CIP Div.
AmOrient is preparing the design plans & specifications for projects.

NOTE: Task Order # 2 (Environmental-LC-1/LC-4/LC-5 (Generator air emission) & Task Order # 3(Environmental-Harbor of Refuge) will be issued out to the consultant. AmOrient submitted the SoW for T.O.# 3 on 8/27/2014. Planning forwarded the SoW to DoAg on 9/10/2014 for comments. T.O.#3 is routed for certification of funds & approval. AmOrient is preparing the design aspects & is due by 7/6/2015. Designer is working on the Harbor of Refuge environmental assessment. Designer to submit design cost for Wheel Stopper Repair, CY Striping, CY Asphalt/Concrete Pavement Repair, Storm Drain Upgrade, CY Waterline Valves Repair, & Southside Perimeter Fence Light Pole Upgrade. Awaiting from AmOrient Engineering the design cost.

Harbor of Refuge Repair design plan was signed & will be advertized for bid upon approval by DoAg.

5) PROJECT: **High & Low Tower Repair & Upgrade Project**

IFB NUMBER: PAG-014-006

CONTRACTOR: ProPacific Builders

DESIGNER: AmOrient Engineering

PROJECT AMOUNT: \$277,999.00

CHANGE ORDER: CO1: \$64,491.02

TOTAL AMOUNT: \$342,490.02

FUNDING SOURCE: Port Authority of Guam

NOTICE TO PROCEED: April 6, 2015

COMPLETION TIME: October 2, 2015 (extended to Nov. 6, 2015)

PAYMENT TO DATE: \$177,336.80

BALANCE PAYMENT: \$100,662.20

Construction Manager: AmOrient Engineering/Port Engineering/CIP Division

POINT OF CONTACT: Vicente Escanilla, Proj. Manager (ProPacific Builders)
Jerlie M. Gutierrez, Proj. Engr. (PPB)
Aquilino Cabrias, Design Engr. (AmOrient)

WORK STATUS: PAG ENGG/CIP Div.
Bid opening was scheduled on 7/17/2014. Lowest responsive bid is ProPacific Builder (\$277,999.00), 2nd is BME & Sons (\$284,578.52), 3rd is Allied Builders (\$285,320.00). Procurement is doing the bid evaluation for management approval. ProPacific Builders is processing for DPW building permit. DPW is requesting for a Flood Certification on this project. PAG is awaiting on the appraisal process for the Lower Tower & High Tower buildings in getting the Flood Certification. PAG received the building appraisal & contractor submit appraisal report for attachment on the DPW building permit. DPW Building Permit was secured on 3/19/2015. NTP was issued on 4/6/2015 & contractor to start mobilization. Repair work in Low Tower bldg.

is 50% complete & High Tower bldg. work is 20%. Lower Tower work is 80% complete & High Tower is at 79% complete. *Work completion for Lower Tower is 95% & for High Tower is 90%.*

6) PROJECT: Marine SLE Project, Wharf Repairs
IFB NUMBER: PAGCIP-014-005
CONTRACTOR: BME & Sons Inc.
PROJECT AMOUNT: \$4,541,635.00
DESIGNER: Parson Brinkerhoff
PURCHASE ORDER: No. 11332 OF
CHANGE ORDER: \$45,000.00 (CO1), \$68,958.00 (CO2)
TOTAL AMOUNT: \$4,655,593.00
FUNDING SOURCE: Port Authority of Guam
NOTICE TO PROCEED: January 5, 2015
COMPLETION TIME: January 5, 2016 (360 CD)
PAYMENT TO DATE: \$2,444,788.12
BALANCE TO DATE: \$2,210,804.88
CM COST: \$459,724.54
PAYMENT TO DATE: \$229,862.28 (CM)
BALANCE TO DATE: \$229,862.26 (CM)
Construction Manager: EMPSCO & Port Engineering/CIP Division
POINT OF CONTACT: Danny Natividad, Proj. Manager (BME & Sons)
Mhanny Sebastian, Proj. Engr. (BME & Sons)
Jun Capulong, Consultant (EMPSCO)
Ferdie F. Cabuhat, Proj. QC (EMPSCO)
PAG ENGG/CIP Div.

WORK STATUS: Bid opening was on 6/17/2014 & bid result has BME (\$4,541,635.00), Black Construction Corp.(\$4,677,318.00) & SmithBridge (\$8,978,324.88). Procurement is preparing the bid evaluation for management approval. Procurement is awaiting approval by PAG BoD for the Construction Manager budget. PNTF was issued on 9/29/2014. Contractor awaiting the DPW Building Permit approval. NTP was issued on 1/5/2015 & contractor start mobilization. Spur rail removal complete & asphalt pavement pouring is on 2/23-25/2015. Received divers certificate renewal copies & contractor to schedule the Wharf F3debris removal work. Debris removal & drop-off anodes along Wharf F3 is complete & start prepping sheet pile for anode installation. On-going works under Wharf F5 concrete beams/columns for spalls & cracks. Wharf F3 anode installation is at 90% complete. Anode full welding installation is at Wharf F4 Sta.10+00. FRP material's ETA will be on 9/1/2015 & FRP techrep will be on island on 9/9/2015 to supervise the FRP installation underneath wharf F5.
BME continue full welding anode installation in F4 @ Sta.11+00 & part of Wharf F6.

- 7) **PROJECT:** **F1, F3, & CY Chain Link Perimeter Fence Replacement**
IFB NUMBER: PAGCIP-015-001
CONTRACTOR: Inland Builders Corp.
PROJECT AMOUNT: \$197,850.00
DESIGNER: Design-Built
CHANGE ORDER: *CO1: \$24,320.20*
TOTAL AMOUNT: *\$222,170.20*
FUNDING SOURCE: Homeland Security Grant # 2013 PSGD
NOTICE TO PROCEED: April 20, 2015
COMPLETION TIME: October 17, 2015 (6 months after NTP issuance)
PAYMENT TO DATE: \$14,080.62
BALANCE TO DATE: *\$208,089.58*
Construction Manager: PAG ENGG/CIP Division
POINT OF CONTACT: PAG Engineering Office
WORK STATUS: Project will be indorsed for BoD approval on 12/15/2014. Bid opening is on 2/10/2015. Procurement is preparing the Bid Analysis for GM approval. Contract is under review by Port's legal Office. Contract routed for signatories. Contractor is awaiting DPW permit approval. Concrete pole formwork inspection was on 8/14/2015 in contractor's jobsite.
Contractor start mobilization on 8/26/2015 in F1Pier for pole foundation drilling.
- 8) **PROJECT:** **Relocation & Installation of Emergency Generators**
IFB NUMBER: PAGCIP-015-002
CONTRACTOR: ProPacific Builders
PROJECT AMOUNT: \$249,500.00
DESIGNER: Design-Built
CHANGE ORDER: *\$72,713.86*
TOTAL AMOUNT: *\$322,213.86*
FUNDING SOURCE: Homeland Security Grant # EMW-2011-PU-00200
NOTICE TO PROCEED: April 6, 2015
COMPLETION TIME: August 6, 2015, extended Nov.6, 2015
PAYMENT TO DATE: \$123,871.50
BALANCE TO DATE: *\$198,342.36*
Construction Manager: PAG ENGG/CIP Division
POINT OF CONTACT: PAG Engineering Office
WORK STATUS: Bid opening is on 1/27/2015. Bid analysis was approved by PAG Management & contract is reviewed by the Port's legal. Contract routed for PAG signatories & will be forwarded back to Port Legal for signature. NTP was issued on 4/6/2015 & contractor is processing for DPW building permit & submittals. Building Permit was finally issued on 7/6/2015 after Flood Certificate requirement. Work is prioritized on LC-1 & LC-4 due to load factors.
LC-1, LC-2, LC-3, & LC-4 generators are ready for start-up & load bank testing. Awaiting Hawthorne Cat technician schedule.

- 9) **PROJECT:** *Exploration of Missing Anchor Bolts for Mooring Cleat @ F6 Sta.23+60*
 RFQ NUMBER: P.O. # 11845-OF
 CONTRACTOR: Allied Builders Inc.
 PROJECT AMOUNT: \$13,800.00
 DESIGNER: Design-Built
 CHANGE ORDER: \$0
 TOTAL AMOUNT: \$13,800.00
 FUNDING SOURCE: Port Authority of Guam
 NOTICE TO PROCEED: June 4, 2015
 COMPLETION TIME: August 4, 2015
 PAYMENT TO DATE: \$0
 BALANCE TO DATE: \$13,800.00
 Construction Manager: PAG ENGG/CIP Division
 POINT OF CONTACT: PAG Engineering Office
 WORK STATUS: Routed for PAG approval signatories. Procurement Office is soliciting bid quotes from PAG contractors. Allied Builders acknowledged P.O.& signed 6/4/2015 to start project. Contractor start exploration work & is on-going.
Contractor to lay-out six anchor bolts, provide base plate & install reuse cleat.
- 10) **PROJECT:** *Hotel Wharf 's Bollard/Cleat Pull Test*
 RFQ NUMBER: PAGCIP-015-00_
 CONTRACTOR: N/A
 PROJECT AMOUNT: (\$50,000.00 Conservative estimate)
 DESIGNER: N/A
 CHANGE ORDER: \$0
 TOTAL AMOUNT: \$0
 FUNDING SOURCE: Port Authority of Guam
 NOTICE TO PROCEED: N/A
 COMPLETION TIME: (1 Month after NTP)
 PAYMENT TO DATE: \$0
 BALANCE TO DATE: \$0
 Construction Manager: PAG ENGG/CIP Division
 POINT OF CONTACT: PAG Engineering Office
 WORK STATUS: Engineering routed project for account system approval. Project is not in the priority listing & will be deferred to the next Fiscal Year budget.
- 11) **PROJECT:** **GDP Marina Ejector Pump Repair**
 IFB NUMBER: PAGCIP-015-003
 CONTRACTOR: ProPacific Builders Inc.
 PROJECT AMOUNT: \$78,800.00
 DESIGNER: Design-Build
 CHANGE ORDER: \$0
 TOTAL AMOUNT: \$0
 FUNDING SOURCE: DOI F&WS/DoAg

NOTICE TO PROCEED: *September 8, 2015*
 COMPLETION TIME: *January 7, 2015 (122 CD after NTP)*
 PAYMENT TO DATE: \$0
 BALANCE TO DATE: \$0
 Construction Manager: PAG ENGG/CIP Division
 POINT OF CONTACT: PAG Engineering Office
 WORK STATUS: Procurement office to issue Bid Analysis for management approval. Contract is routed for PAG signatories & NTP will be issued to contractor once contract is signed.
NTP will be issued on 9/8/2015 & conduct a precon meeting.

COMPLETED PROJECTS:

- 1) **PROJECT:** **Retiling of 1st. & 2nd. Floor Admin. Bldg. Common Areas**
 P.O. NUMBER: 10767-OF
 CONTRACTOR: Allied Builders & Construction
 PROJECT AMOUNT: \$29,950.00
 DESIGNER: Design-Built
 CHANGE ORDER: \$8,751.09
 FUNDING SOURCE: Port Authority of Guam
 NOTICE TO PROCEED: November 20, 2013
 COMPLETION TIME: January 17, 2014
 PAYMENT TO DATE: \$38,701.09
 Construction Manager: Port Engineering/CIP Division
 WORK STATUS: 100% Complete
 NOTE: Contractor started the second floor tile work on 11/20/2013. Final inspection on 12/24/2013.

- 2) **PROJECT:** **Repair of Mooring Bollard @ STA. 23+30**
 RFQ NUMBER P.O. # 10960-OF
 CONTRACTOR: Allied Builders & Construction
 PROJECT AMOUNT: \$15,000.00
 DESIGNER: Design-Built
 CHANGE ORDER: \$2,670.72 (C.O. # 1)
 TOTAL AMOUNT: \$17,670.72
 FUNDING SOURCE: Port Authority of Guam
 NOTICE TO PROCEED: February 17, 2014
 COMPLETION TIME: March 20, 2014, ext. April 11, 2014
 PAYMENT TO DATE: \$17,670.72
 Construction Manager: Port Engineering/CIP Division
 WORK STATUS: 100% Complete
 NOTE: Final inspection on 4/18/2014.

- 3) **PROJECT:** **Agat Small Boat Marina Dock "A" Improvement**
 IFB NUMBER: PAG-013-004
 CONTRACTOR: Rex International
 PROJECT AMOUNT: \$532,100.00
 DESIGNER: Design-Built

FUNDING SOURCE: NOAA Commission on Fisheries & Port Authority of Guam
 NOTICE TO PROCEED: December 16, 2013
 COMPLETION TIME: May 18, 2014, extended to June 13, 2014
 PAYMENT TO DATE: \$532,100.00
 BALANCE TO DATE: \$0
 Construction Manager: Port Engineering/CIP Division
 POINT OF CONTACT: Dae Kim, VP (Rex Int.)
 Rey Serrano, Proj. Manager (Rex Int.)
 PAG ENGG/CIP Div.
 WORK STATUS: 100% Complete

4) **PROJECT:** **Concrete Pole Lighting Upgrade for F5 to F6**
 IFB NUMBER: PAG-013-005
 CONTRACTOR: DCK Pacific
 PROJECT AMOUNT: \$231,680.00
 DESIGNER: Design-Built
 CHANGE ORDER C.O.#1= \$11,791.46, C.O.#2= \$36,844.64, Total: \$48,636.10
 TOTAL AMOUNT: \$280,316.10
 FUNDING SOURCE: Port Authority of Guam
 NOTICE TO PROCEED: December 16, 2013
 COMPLETION TIME: June 18, 2014 (ext.8/18/2014)
 PAYMENT TO DATE: \$280,316.10
 BALANCE TO DATE: \$0
 Construction Manager: Port Engineering/CIP Division
 POINT OF CONTACT: Rocky Marquez, Proj. Manager (DCK/BCS)
 PAG ENGG/CIP Div.
 WORK STATUS: 100% Complete

5) **PROJECT:** **Installation of MOV at Golf Pier Fuel Pipelines**
 IFB NUMBER: PAG CIP-013-001
 PROJECT AMOUNT: \$324,400.41
 DESIGNER: N.C. Macario & Associates
 FUNDING SOURCE: Port Authority of Guam
 A/E Completion time: December 14, 2012
 PAYMENT TO DATE: \$424,990.46
 BALANCE TO DATE: \$0
 CONTRACTOR: BME & SONS Inc.
 NOTICE TO PROCEED: April 22, 2013
 CHANGE ORDER: C.O. #1: \$89,388.72, C.O. #2: \$11,201.33
 Total CO: \$100,590.05
 TOTAL AMOUNT: \$424,990.46
 COMPLETION TIME: September 21, 2013, 1st extension (1/15/2014), 2nd extension (9/23/2014)
 Construction Manager: Port Authority of Guam & NCMA (limited time)
 POINT OF CONTACT: Alex Dorado, Design Engr. (NCMA)
 Danny Hernandez, Proj. Manager (BME & Sons)
 Dennis Aguilar, Proj. Engr.(BME & Sons)
 PAG ENGG/CIP Div.

WORK STATUS: 100% Complete

6) PROJECT: Design/Build Port Security Enhancement Project
IFB NUMBER: PAG-012-006
CONTRACTOR: MAEDA Pacific Corp.
PROJECT AMOUNT: \$2,933,000.00
DESIGNER: Design-Built
CHANGE ORDER: 1) \$210,408.00, 2) \$283,583.32, 3) \$82,572.02, 4) \$558,549.16,
5) \$45,654.14, 6) \$116,414.36, 7) \$37,041.56, 8) \$47,938.07
(Total CO: \$1,381,807.71)
TOTAL AMOUNT: \$4,315,160.63
FUNDING SOURCE: U.S. Department of Homeland Security Grant # 2008-GB-T8-0148, 2009-PU-R1-0164, 2009-PU-T9-0043, & 2010-PU-TO-0080
NOTICE TO PROCEED: January 14, 2013(Design)
NOTICE TO PROCEED: June 24, 2013 (Construction)
COMPLETION TIME: May 1, 2014, 1st extension (6/11/2014), 2nd extension (6/30/2014)
PAYMENT TO DATE: \$4,315,160.63
BALANCE TO DATE: \$0
Construction Manager: Port Engineering/CIP Division
POINT OF CONTACT: Enrique Tabanda, Proj. Manager (MAEDA)
PAG Strategic/Planning
PAG ENGG/CIP Div.
WORK STATUS: Project is 100% complete

7) PROJECT: North Side CY CMU Wall Upgrade Project
IFB NUMBER: PAGCIP-014-003
CONTRACTOR: Allied Builders & Construction
PROJECT AMOUNT: \$69,900.00
DESIGNER: Design-Built
PAYMENT TO DATE: \$56,619.00
CHANGE ORDER: \$6,832.28(CO1), \$11,077.50(CO2)
TOTAL AMOUNT: \$87,809.88
BALANCE TO DATE: \$0
FUNDING SOURCE: Homeland Security Grant (No. 2013 PSGD CMU WALL # EMW-2013-PU-00206-SOI)
NOTICE TO PROCEED: August 4, 2014
COMPLETION TIME: January 29, 2015
Construction Manager: Port Engineering/CIP Division
POINT OF CONTACT: Hector Quioc, GM (Allied Builders)
PAG ENGG/CIP Div.
WORK STATUS: Project is 100% complete.

8) PROJECT: CFS Building Roof Leaks & Spalls Repair
CONTRACTOR: ProPacific Builder Corp.
IFB NUMBER: CIP014-004
PROJECT AMOUNT: \$189,000.00

DESIGNER: AmOrient Engineering
 CHANGE ORDER: \$17,916.25(CO1), \$60,000.00 (CO2)
 TOTAL AMOUNT: \$266,916.25
 FUNDING SOURCE: Port Authority of Guam
 NOTICE TO PROCEED: August 18, 2014
 COMPLETION TIME: February 13, 2015 extended April 13, 2015
 PAYMENT TO DATE: \$266,916.25
 BALANCE TO DATE: \$0.00
 Construction Manager: AmOrient Engineering/Port Engineering/CIP Division
 POINT OF CONTACT: Vicente Escabillas, Proj. Manager. (ProPacific Builders)
 Aquilino Cabrias, Design Engr. (AmOrient)
 PAG ENGG/CIP Div.
 WORK STATUS: 100% Complete

9) PROJECT: Agat Marina Docks “C”, “D” & Floating Dock Improvement
 IFB NUMBER: PAGCIP-014-002
 CONTRACTOR: AIC International, Inc.
 PROJECT AMOUNT: \$1,593,208.00
 DESIGNER: Bluewater Marine & Dock Specialties
 PAYMENT TO DATE: \$636,526.53
 CHANGE ORDER: \$0
 FUNDING SOURCE: U.S. Department of Interior & Port Authority of Guam
 NOTICE TO PROCEED: August 18, 2014
 COMPLETION TIME: May 14, 2015
 BALANCE TO DATE: \$0.00
 Construction Manager: Port Engineering/CIP Division
 POINT OF CONTACT: Ben Payumo, Proj. Manager (AIC Int.)
 PAG Strategic/Planning
 PAG Commercial/PPD Section
 PAG ENGG/CIP Div.
 WORK STATUS: 100% Complete

10) PROJECT: LC -4 Metering Cabinet Replacement
 IFB NUMBER: PAG-014-007
 CONTRACTOR: M. D. Crisostomo Inc.
 PROJECT AMOUNT: \$71,882.28
 DESIGNER: Design-Built
 CHANGE ORDER: \$0
 TOTAL AMOUNT: \$0
 FUNDING SOURCE: Port Authority of Guam
 NOTICE TO PROCEED: January 26, 2015
 COMPLETION TIME: June 27, 2015 extended July 20, 2015
 PAYMENT TO DATE: \$71,882.28
 BALANCE TO DATE: \$0
 Construction Manager: PAG ENGG/CIP Division
 POINT OF CONTACT: PAG Engineering Office
 WORK STATUS: 100% Complete

FY-15 WORK INJURY REPORT
(01/01/15 to 09/01/15)

<u>Divisions</u>	<u>*Lost-time</u>	<u>**Recordable</u>	<u>*** Refused Treatment</u>
Stevedoring	2	0	1
Transportation	0	0	2
Terminal	1	0	0
EQMR	1	1	1
Others	<u>2</u>	<u>1</u>	<u>1</u>
Total	6	2	5

Work Injury Summary for this reporting period: 9/01/2015

Total injuries for FY-15 to date **13 – Injuries**
 6 -- Lost-time
 2 – Recordable
 5 – Refused Medical Attention

Last disabling work injury was on: 06/04/2015

Number of days since last disabling work injury: 89-days

Note: PAG best record was 222 days or 7 months w/o a disabling work injury

***Lost-time** = If an employee was injured on the job and medical doctor sent him/her home, his/her injury is considered a lost-time.

****Recordable** = If an employee was injured on the job and medical doctor treated him/her and released him/her back to work on the same day (Recordable because of medical charges).

*****Refused Medical Attention:** Filed WC Forms 201 & 202 for record purposes only.



PORT OF GUAM
ATURIDAT I PUETTON GUAHAN
Jose D. Leon Guerrero Commercial Port
1026 Cabras Highway, Suite 201, Piti, Guam 96925
Telephone: 671-477-5931/35 Facsimile: 671-477-2689/4445
Website: www.portguam.com



Eddie Baza Calvo
Governor of Guam
Ray Tenorio
Lieutenant Governor

September 3, 2015

MEMORANDUM

TO: Board of Directors
FROM: General Manager
SUBJECT: Budget Transfer Request – High & Low Tower Repair & Upgrade Project

As you are aware, repair work is in progress for High & Low Tower renovation and upgrade that is slated to be completed on November 2015. In line with this, there is an additional seven (7) outlets to install in the tower that is necessary for the terminal operating system as well as a 60amp subpanel to include wirings, conduits and utility boxes.

Based on this, Board approval is being requested to transfer the sum of \$5,000.00 from IT Operational Supplies account to CIP High & Low Tower Renovation account to support these critical additions of this project.

I am available should you have any questions.


JOANNE M.S. BROWN



PORT OF GUAM
ATURIDAT I PUETTON GUAHAN
Jose D. Leon Guerrero Commercial Port
1026 Cabras Highway, Suite 201, Piti, Guam 96925
Telephone: 671-477-5931/35 Facsimile: 671-477-2689/4445
Website: www.portguam.com



Eddie Baza Calvo
Governor of Guam
Ray Tenorio
Lieutenant Governor

September 4, 2015

MEMORANDUM

TO: Board of Directors
FROM: General Manager
SUBJECT: Generator Relocation and Installation Project

As you are aware, the aforementioned project is currently ongoing and being performed by ProPacific. During the course of work there were unforeseen constraints in the installation of the Load Center. Upon examination resulted in the need to purchase additional materials. Therefore, Board approval is hereby being requested to supplement the current funding level of this project to \$72,713.86. Funding source identified for this additional work is through the CIP/Other Small Projects account.

Please be guided by the following breakdown regarding this request.

Description	Amount
Approved Change Order No. 1	\$20,027.39
Proposed Change Order No. 2 <ul style="list-style-type: none">Start-up, commissioning, load bank test estimation.	\$16,000.00
Proposed Change Order No. 3 (LC1, LC2, LC3 & LC4 exhaust ventilators) <ul style="list-style-type: none">Estimated labor and materialsLC3 anti-vibration spring pads	\$36,686.47
Total:	\$72,713.86

I am available should you have any questions.


JOANNE M.S. BROWN



PORT OF GUAM
ATURIDATI PUETTON GUAHAN
Jose D. Leon Guerrero Commercial Port
1026 Cabras Highway, Suite 201, Piti, Guam 96925
Telephone: 671-477-5931/35 Facsimile: 671-477-2689/4445
Website: www.portguam.com



Eddie Baza Calvo
Governor of Guam
Ray Tenorio
Lieutenant Governor

September 3, 2015

MEMORANDUM

TO: Board of Directors

FROM: General Manager

SUBJECT: Port Authority of Guam IDIQ Contract PAG No. PAG-013-002
A-E Design Consulting Services, CIP Projects Task Order for Existing Container
Yard Repairs and Improvements

Port management has engaged its A-E Design Consultant, namely AM Orient Engineering, for design work needed for the repairs and improvement to the Port's existing container yard. The scope of engineering and design services will address trench drains, pavement stripping and stalls numbering, sectional pavement repairs to asphalt and concrete pavements, yard lighting and utilities upgrades. The fee proposal for this task order is \$118,890.00 which is attached for your easy reference.

In light of this, Board approval is being requested to authorize management to proceed with the container yard improvements, subject to final cost negotiations up to \$118,890.00 with AM Orient Engineering firm.

I am available should you have any questions.


JOANNE M.S. BROWN

Attachments

03 July 2015

Ms, Joanne M.S. Brown, General Manager
Jose D. Leon Guerrero Commercial Seaport
Port Authority of Guam
1026 Cabras Highway, Suite 201
Piti, Guam 96925

Through: Mr Simeon Delos Santos, Chief Engineer

Subject: Port Authority of Guam IDIQ Contract PAG No. PAG-013-002
A-E Design Consulting Services | Proposed Capital Improvement Projects
Engineering Task Order for Existing Container Yard Repair & Improvements

Dear Ms Brown:

This is in response to the email Request for Proposal from Mr Simeon Delos Santos on 16 June and in compliance with discussion in our meeting on 18th June in the Engineering Department office. This is expected to be the final Task Order under the subject IDIQ Contract that is expected to expire in October 2015.

The scope of engineering and design services under this Task Order is outlined as follows:

1. Replacement of Chassis Wheel Stop Bumpers. Add Landing Gear Pads.
 - a. Provide design for mass produced precast reinforced concrete wheel stops using high strength concrete for long term durability.
 - b. Provide layout plan indicating location for installation of replacement wheel stops wherever required.
 - c. Provide design for concrete landing gear pad for use where chassis are parked on asphalt pavement. Top of pad to be flush with asphalt pavement.
 - d. Provide layout plan indicating the location for landing gear pads taking into account chassis for 20-foot, 40-foot and 45-foot containers.
2. Container Yard Striping & Numbering – Required for inventory tracking.
 - a. Provide specification on layout drawing for surface preparation and paint to be used for striping and numbering.
 - b. Provide layout for striping at chassis parking locations. Take into account new layout as necessary to keep rows and spaces in uniform alignment and to conform to light pole and fire hydrant layout with minimal loss of spaces.
 - c. Provide design and layout for signs to indicate row designation for convenient

reference by tractor drivers.

- d. Provide a plan of the chassis parking area with numbering painted on the concrete or asphalt pavement for each parking space.

3. Gantry Crane Rail and Pedestrian Striping

- a. Provide specification and color scheme as notes on layout drawings for safety marking at gantry crane rail location. Include instruction on surface preparation.
- b. Provide layout drawing for marking on pavement along the length of the gantry crane rail line for safe passage of workers and other authorized pedestrians.

4. Additional Reefer Plugs – 50 each to be fed from LC-4. *Not included in scope.*

5. Trench Drain Repair and Upgrade

- a. Provide a typical design to replace the current grate trench covers with a slotted drain inlet system suitable for supporting heavy traffic while allowing rapid run off of storm water. Provide the design of typical cleanout system.
- b. Provide layout drawings of the existing drainage system using the slotted drain inlet in lieu of grate trench cover together with cleanouts for removal of debris that enters the drain trench. Indicate location of existing oil/water separator structures.
- c. Provide inventory of repairs to be made to the existing drainage trench.

6. Container Yard Pavement Repair

- a. Provide a detailed visual survey of the existing container yard and inventory all damage to asphalt and concrete surfaces requiring repair. This will require multiple site visits in order for containers and chassis to be relocated to accommodate the survey. Note that in addition to surface cracks and spalls in concrete, distress failure was observed in some areas requiring full depth replacement. Damage to asphalt surface was observed in addition to bird baths and lack of coverage at the margins in some locations.
- b. Provide container yard site plans at suitable scale to depict surface damage using a series of codes that will be clear to a contractor for pricing and work execution.
- c. Provide detailed drawings depicting the method of repair for concrete cracks and spalls and asphalt raveling and other damage. Notes on detailed drawings will provide detailed instructions on repair materials and methods.

7. Yard Lighting Repair

- a. Provide layout drawing depicting the location of four (4) each light poles and luminaires needing to be replaced and one (1) each additional light pole and luminaires. Include layout of power fed to each pole, using existing conduit where feasible along with new cabling.



- b. Provide detailed drawings and specifications for 50-foot light poles and luminaires together with foundations. Use same specifications and details as used for the lighting upgrade at the existing container yard in 2011/2012 where AmOrient Engineering was the designer/CM and DCK Pacific was the contractor.
8. Fire Hydrant Adjustments and Valve Replacement
- a. Conduct a site survey to determine the location of fire hydrants and fifteen (15) each gate valves.
 - b. Provide layout drawings indicating the location of fire hydrants and underground gate valves.
 - c. Provide detail for adjusting the height above ground of fire hydrants that are set too low. Provide detail of guard rail to be constructed to protect fire hydrants from collision by vehicles transiting through the area.
 - d. Provide detail drawings and specification (on drawings) for removal of existing below ground gate valves and replacement with new. Provide detail for asphalt pavement repair and valve cover plate or hand-hole.
9. Provide all the foregoing in a technical package to be used by PAG for advertising for bids as a single design-bid-build package.

The fee proposal that follows is predicated on the following:

- A. Background drawings for plan views and trench drain layout and details will be provided by others in CAD format. The same drafting conventions will be used throughout as established for the design activity under MARAD and EA Science, Engineering and Technology.
- B. The area to be addressed in this task order is limited to the existing container yard and does not include the recently extended container yard and break bulk storage area.
- C. The final design submission is to be complete on or before 30 September 2015. Documents for the task order will be submitted at 35%, 90%, pre-final and final design stages.
- D. Provision is made in this proposal for twelve (12) each meetings during the design phase including review meetings at conclusion of each stage of design.
- E. Provision is made in this proposal for the review and approval of up to fifty (50) technical submittals from the contractor following award of the construction contract. This is to be accomplished by email communication.
- F. Provision is made in this proposal for up to thirty (30) each site visits as requested by PAG for clarification of design intent or for quality assurance.



Fee Proposal:

Engineering fee for these services \$118,890.00
(One hundred Eighteen thousand, Eight hundred Ninety and 00/100)

Trusting this meets your requirement. Your approval signature in the space below will permit us to commence work on this right away.

Sincerely,
AmOrient Engineering

A handwritten signature in black ink, appearing to read "John M. Robertson".

John M Robertson PE
President & Principal Engineer

Approved

Project : Misc. Container Yard Improvement
 Subject: AmOrient Fee Calculation
 Date : 03 July 2015

In-house Services		Rates	Hours	Total
Senior Advisor/Consultant		\$ 200.00	0	\$ -
Management Review/Approval		\$ 150.00	34	\$ 5,100.00
Professional Engineer		\$ 135.00	253	\$ 34,155.00
Engineering		\$ 95.00	317	\$ 30,115.00
Technician		\$ 75.00	92	\$ 6,900.00
AutoCAD Operator		\$ 60.50	152	\$ 9,196.00
Administrative		\$ 60.50	26	\$ 1,573.00
				\$ -
Total In-house			874	\$ 87,039.00
Consult Services		Rates	Hours	Total
Architect		\$ 150.00	0	\$ -
Civil		\$ 150.00	0	\$ -
Structural (Peer Review)		\$ 150.00	0	\$ -
Geotechnical		\$ 150.00	16	\$ 2,400.00
Cost Estimating		\$ 150.00	18	\$ 2,700.00
Electrical		\$ 150.00	16	\$ 2,400.00
Land Surveyor		\$ 150.00	24	\$ 3,600.00
Total Consultants			74	\$ 11,100.00
Total of Above			948	\$ 98,139.00
Profit @ 15%		15.00%		\$ 14,720.850
Guam GRT @ 4.17 %		4.17%		\$ 4,706.26
Total for Services				\$ 117,566.11

Materials & Supplies	
Prints	\$ 450
Mileage	\$ 650
	\$ -
	\$ -
	\$ -
	\$ -
	\$ -
Subtotal	\$ 1,100
OH & Prof	15.00% \$ 165.00
GRT	4.17% \$ 52.75
Total	\$ 1,317.75

Total Materials	1,317.75
Total Services	117,566.11
Total Fee	118,883.86
Say	\$118,890.00

Tasks	Sr Advisor	Management	Prof Engr	Engineering	Technician	AutoCAD	Admin
Design Services							
1. Replacement of Chassis Wheel Stop Bumpers. Add Landing Gear Pads.		1	8	12		12	
2. Container Yard Striping & Numbering – Required for inventory tracking		1		16		16	
3. Gantry Crane Rail and Pedestrian Striping		1		8		12	
5. Trench Drain Repair and Upgrade		2	32	40	12	40	
6. Container Yard Pavement Repair		1	8	60	60	48	
7. Yard Lighting Repair		1	8	12	12	16	
8. Fire Hydrant Adjustments and Valve Replacement		1	2	24	8	8	
9. Technical Specifications		4	4	16			16
10. Construction Cost Estimate							
11. Coordination Meeting (12 ea)		18	48	24			
CM Services							
1. Submittal review and Approval			75	75			
2. Site Visit			60	30			
3. Bid selection process		4	8				10
4. Closeout (Punch list and documentation)							
Geotechnical (L. S.)							
Topo Survey (L. S.)							
Total Hours	0	34	253	317	92	152	26



PORT OF GUAM
ATURIDAT I PUETTON GUAHAN
Jose D. Leon Guerrero Commercial Port
1026 Cabras Highway, Suite 201, Piti, Guam 96925
Telephone: 671-477-5931/35 Facsimile: 671-477-2689/4445
Website: www.portguam.com



Eddie Baza Calvo
Governor of Guam
Ray Tenorio
Lieutenant Governor

September 3, 2015

MEMORANDUM

TO: Board of Directors
FROM: General Manager
SUBJECT: Budget Transfer Request – Legal Services

In review of legal billings to date and with the numerous legal proceedings involving personnel matters to include other legal services required reveals the need for additional funding that would support Port legal representation through the end of fiscal year 2015. Source of funds identified is through the Power Expense account in the amount of \$100K.

Therefore, Board approval is being requested to transfer the sum of \$100K from the Power Expense account to Legal Services account.

I am available should you have any questions.


JOANNE M.S. BROWN

Resolution No. 2015-08

**RELATIVE TO APPROVING THE
CLASSIFICATION SPECIFICATION STANDARDS**

**BE IT RESOLVED BY THE BOARD OF DIRECTORS OF THE JOSE D. LEON GUERRERO
COMMERCIAL PORT:**

WHEREAS, on May 11, 2012, the Port Authority of Guam requested for the Civil Service Commission (CSC) to conduct a post-audit on the recruitment actions of Port personnel; and

WHEREAS, the CSC Board of Commissioners granted the approval on May 24, 2012 for CSC staff to proceed with an investigation of the recruitment actions of personnel records provided by the Port; and

WHEREAS, Section 4403 of Title 4, Guam Code Annotated provides the Civil Service Commission with the powers and authority to conduct investigations of government employment; and

WHEREAS, in August 2012, a preliminary post-audit investigation was conducted by CSC Personnel Management Analysts and based on their findings had concluded that the personnel rules merit principles of recruitment and selecting applicants have been violated; and

WHEREAS, on September 25, 2012, the Civil Service Commission provided the Port Authority with the preliminary post-audit investigation report to facilitate any feedback on the post-audit findings and recommendations; and

WHEREAS, on October 8, 2012, the Port Authority responded to the findings and recommendations provided in the preliminary post-audit investigation report and had advised CSC of its compliance and implementation; however, to date, it was learned that one of the recommendations, particularly the Classification Specifications Standards, has yet to be updated; and

WHEREAS, the Human Resources division have completed the Classification Specification Standards as recommended by the Civil Service Commission; now therefore be it

RESOLVED, the Board of Directors hereby approves the revised Classification Specification Standards of the Port Authority of Guam as recommended by the Civil Service Commission; and be it further

RESOLVED, that the Chairman certify to and the Secretary attest to, the adoption hereof and that a copy of the Classification Specification Standards of the Port Authority of Guam be transmitted to the Department of Administration.

**PASSED AND ADOPTED UNANIMOUSLY BY THE BOARD OF
DIRECTORS THIS 8th DAY OF SEPTEMBER, 2015.**



**FRANCISCO G. SANTOS
CHAIRMAN, BOARD OF DIRECTORS
PORT AUTHORITY OF GUAM**



**TIMOTHY T. KERNAGHAN
SECRETARY, BOARD OF DIRECTORS
PORT AUTHORITY OF GUAM**





PORT OF GUAM
ATURIDAT I PUETTON GUAHAN
Jose D. Leon Guerrero Commercial Port
1026 Cabras Highway, Suite 201, Piti, Guam 96925
Telephone: 671-477-5931/35 Facsimile: 671-477-2689/4445
Website: www.portguam.com



Eddie Baza Calvo
Governor of Guam
Ray Tenorio
Lieutenant Governor

September 3, 2015

MEMORANDUM

TO: Board of Directors
FROM: General Manager
SUBJECT: MagPRO – Governor’s Employees Recognition Program

The 2015 Annual MagPRO Awards is a government-wide employee recognition ceremony within the executive branch of the government of Guam and is scheduled for November 6, 2015. The Port Authority has been extended with the opportunity of becoming a sponsor for this event.

Therefore, in support of this recognition of the government of Guam’s most outstanding employees, Board approval is hereby being requested to authorize the Port to participate as a MagPRO silver sponsor in the amount of \$2,500.00. Funding source identified for this purpose is through the Port Incentive account.

I am available should you have any questions.


JOANNE M.S. BROWN