



PORT OF GUAM
ATURIDAT I PUETTON GUAHAN
Jose D. Leon Guerrero Commercial Port
1026 Cabras Highway, Suite 201, Piti, Guam 96925
Telephone: 671-477-5931/35 Facsimile: 671-477-2689/4445
Website: www.portguam.com



Eddie Baza Calvo
Governor of Guam
Ray Tenorio
Lieutenant Governor

REGULAR MEETING OF THE BOARD OF DIRECTORS
Jose D. Leon Guerrero Port Authority of Guam
Thursday, August 20, 2015
11:45am

AGENDA

- I. CALL TO ORDER
- II. APPROVAL OF MINUTES
 - a. July 1, 2015 – Regular Board Meeting
 - b. July 22, 2015 – Special Board Meeting
- III. PUBLIC COMMENTS
 - a. Public Comments
 - b. Employee Comments
 - c. PAGGMA Association
- IV. GENERAL MANAGER'S REPORT
- V. OLD BUSINESS
 - a. Mobile Harbor Crane
 - b. Gantry Crane 2
- VI. NEW BUSINESS
 1. Imagine Guam Presentation
 2. Budget Transfer Request:
 - a. Executive Secretary Position
 - b. Charge Account Service
 - c. Port Police Vehicles
 - d. Port Police division
 - e. Admin Building Repairs
 3. Procurement Contract Services
 4. Travel Authorization Request:
 - a. Prevention & Response to Suicide Bombing Incident Training, New Mexico Tech, September 21-25, 2015, Socorro, New Mexico
 - b. Counterterrorism Operations Support Nevada Test Site, October 12-15, 2015, Las Vegas, Nevada
 - c. Incident Response to Terrorist Bombing Training, New Mexico Tech, October 19-22, 2015, Socorro, New Mexico
- VII. ADJOURNMENT



PORT OF GUAM
ATURIDAT I PUETTON GUAHAN
Jose D. Leon Guerrero Commercial Port
1026 Cabras Highway, Suite 201, Piti, Guam 96925
Telephone: 671-477-5931/35 Facsimile: 671-477-2689/4445
Website: www.portguam.com



Eddie Baza Calvo
Governor of Guam
Ray Tenorio
Lieutenant Governor

**MINUTES OF THE
REGULAR MEETING OF THE BOARD OF DIRECTORS
Wednesday, July 1, 2015**

I. CALL TO ORDER

There being a quorum, the regular meeting of the Board of Directors was called to order at 11:55 a.m., Wednesday, July 1, 2015. Present at the meeting were:

Francisco Santos, Chairman
Oscar Calvo, Vice Chairman
Timothy Kernaghan, Board Secretary
Joanne M.S. Brown, General Manager
Atty. Michael Phillips, Legal Counsel

Absent was Mr. Felix R. Pangelinan, Deputy General Manager (Operations). Also present were Alfred F. Duenas; Marianas Variety-Jasmine Stole; KUAM-Ken Quintanilla, Joe Termulo; Department of Agriculture-Thomas Flores and Port Management staff.

Before the meeting proceedings, Mr. Kernaghan made motion to approve the agenda as presented, seconded by the Vice Chairman. Motion was unanimously approved.

II. APPROVAL OF MINUTES

- a. **May 27, 2015 – Regular Board Meeting:** Item not entertained.

III. PUBLIC COMMENT

- a. **Public Comment:** None.
- b. **Employee Comment:** None.
- c. **PAGGMA Association:** Mr. Raymond B. Santos, PAGGMA President reported that with the Department of Recreation Softball Tournament, PAGGMA came in second place. He further mentioned that the association will begin the preparations for the 71st Guam Liberation Celebration scheduled for July 21, 2015. The theme is “The Spirit of Hope, The Colors of Freedom”.

IV. GENERAL MANAGER'S REPORT

The General Manager's report was provided for Board's information. Following key item(s) are noted as follows:

1. **Fire at Port Administration Building:** A fire incident occurred on June 1, 2015 at the Port Administration Building that engulfed the Port Human Resource office and Customs office located on the first floor. Fire units were dispatched and had secured the site later that evening. However, several hours later the early morning of June 2, 2015, the fire had reignited. Fire units returned to the Port to extinguish the fire for the second time and secured the area. The fire had again reignited the third time a couple hours later. Fire units responded and finally extinguished the fire. After the Fire Inspection Team concluded with their investigation as to the cause of the fire, the Port Admin Building was turned over to Port management at 1:00 p.m. Port HR and Customs office sustained significant fire damage on the first floor, while the second and third floor suffered extensive smoke damage. The Port engaged with its insurance company to assist in the recovery efforts. During the weeks into the recovery period, the impacted Port administrative personnel were operating out of the Port Command Center, Operations office building and Port Training Room. The Port also provided temporary office containers to its Admin Building tenants. The Port in coordination with its insurance company continues the recovery efforts of the Port Administration Building.

2. **PUC Hearing on Port Related Matters:** The Public Utilities Commission (PUC) held its meeting on May 28, 2015 and addressed Port matters which include: PAG Docket 15-01 Review of Contract Legal Services; PAG Docket 15-02 Review of Contract for Implementation and Integration Services for Terminal Operating Systems; and PAG Docket 15-03 Review of \$2M USDA Direct Loan. In this meeting, the PUC Commissioners voted in favor for the Port to move forward with its contracts and agreements as presented.

3. **Meeting with ANZ on Annual Review of Port Facilities:** The Port met with ANZ representatives to discuss the annual evaluation of Port equipment. ANZ Bank guaranteed the USDA \$3.5M for the purchase of the top lifters and the 2010 tractors, in addition to the \$12M for the purchase of the three POLA cranes. Other points of interest discussed were the ongoing port modernization, other capital improvement projects as well as the Port's initiative to acquire additional yard equipment to include tractors and forklifts. ANZ representatives had no issues with the Port for this year's inspection.

4. **Meeting with U.S. Coast Guard Commander, Fourteenth District:** On June 22, 2015, management met with the new Commander, Fourteenth Coast Guard District Rear Admiral Vincent B. Atkins and Captain of the Port James Pruett. Discussions focused on the importance of the Port resiliency and the ability to recover and move goods after a natural or manmade disaster that may impact commerce. Information was also provided on the port modernization program, federally funded projects, future projects to renovate Hotel Wharf and the construction of a new Port Commercial facility.

5. **Security Breach and Port Lock Down:** A security breach and lock down of the Port terminal yard took place on June 25, 2015 after having realized that proper clearance was not made. A senator of the Guam Legislature was accompanied by two Customs officers and unfortunately was not properly cleared by Port Police when accessing the terminal yard secured area. Port Police intercepted the vehicle, the Mobil Cargo Container/Screening Vehicle, and after interviews were conducted Port Police escorted the respective parties out from the terminal yard. As a result of this event, management sent a letter to the Director of Customs advising that the Customs officers did not comply with standard operating procedures on Port security measures that shall be adhered to with no exceptions. As the Port yard and Port security requirements are under the jurisdiction and authority of the Port Authority of Guam, Customs has no authority at any time to allow access of unauthorized individuals into port secured areas without Port approval. This unauthorized event may subject the Port to possible fines and penalties under the Maritime Security Transportation Act of 2002. The Armed Security Guard port employee guarding the entry gate at that time has since resigned from the Port Authority. Management further requested the Director of Customs to take appropriate administrative action against the Customs officers involved in this event and issue a reminder notice to all Customs' personnel assigned to inspection and administrative duties at the Port on proper protocols and mandated security requirements at the Port of Guam. A memorandum to this effect was also issued to Port Police division reiterating the requirements and adherence to the security measures for access control and that appropriate administrative action will be taken if there are any violations to this policy directive. The US Coast Guard has been notified of this incident.

6. **Adopt-A-School Cleanup Project:** The Port has participated in the Adopt-A-School program and has been assigned to assist in the cleanup efforts of Southern High School and J.P. Torres Alternative School.

7. **Brown Widow Spiders in Warehouse I:** On June 24, 2015, spiders were found in Warehouse I, specifically the Safety office storage room. Upon examination of samples by Department of Agriculture Entomologist Dr. Russel Campbell, it was determined to be brown widow spiders that have already established on Guam. Management issued a notice to the shipping agents, tenants and port employees advising to take precautionary measures in Warehouse I and surrounding areas and that the Port would be working with a pest control company to treat affected areas as needed.

V. OLD BUSINESS

- a. **Mobile Harbor Crane:** No new development.
- b. **Gantry Crane 2:** No new development.
- c. **Creation of Position – Environmental Compliance Specialist:** The General Manager mentioned that the Board at its May 27, 2015 board meeting authorized management to proceed with the creation process to establish the Environmental Compliance Specialist position in the classified service. To comply with the transparency process, the creation documents were posted on the Port's website; Port division heads were notified of the proposed creation of

position; and notification was provided through electronic and written media. There were no comments received by the Port employees, general public and shipping agents regarding the creation of this position. Board approval is now being requested to adopt the resolution for the Environmental Compliance Specialist position in the classified service at a Pay Grade I under new business.

At this time, the members entertained item 4. Board Resolution No. 2015-05, under new business.

4. **Board Resolution No. 2015-05 – Creation of Position for Environmental Compliance Specialist:** Mr. Kernaghan made motion to approve Board Resolution No. 2015-05 relative to approving the creation of the Environmental Compliance Specialist in the classified service at a Pay Grade I as authorized under Title 4, Guam Code Annotated, Sections 6303(d) and 6303.1. Motion was seconded by the Vice Chairman and was unanimously approved.

d. **Executive Secretary Position:** Mr. Kernaghan made motion to authorize the General Manager to proceed with the hiring process to fill the Executive Secretary position, seconded by the Vice Chairman. Motion was unanimously approved.

VI. NEW BUSINESS

1. **Appointment of Deputy General Manager, Administration and Finance:** At this time and without objections, the Board recognized the presence of Mr. Alfred F. Duenas. Mr. Duenas thanked the Board and mentioned that he possesses over 25 years experience in both the executive and legislative branches of the government of Guam. His recent employer was with the Department of Administration as the Deputy Director. His area of expertise is in the field of finance and budget. Mr. Duenas said his contribution to the Port would be to assist in the port terminal tariff and other financial endeavors the Port will be undertaking. He looks forward to a favorable acceptance and approval of his appointment as the Port Deputy General Manager of Administration and Finance. The General Manager mentioned that she had the opportunity to work with Mr. Duenas in past years in the Guam Legislature and at that time have known Mr. Duenas to be intimately involved in the Port Authority while working under the Port Oversight Chair. She requested for the Boards favorable confirmation of his appointment. The Vice Chairman commented that he also has known Mr. Duenas for quite some time and with his expertise and background is confident that he will do well working with the Port Authority. The Chairman commented that he has experience working with Mr. Duenas and has no issues with his appointment. Mr. Kernaghan said in review of Mr. Duenas' resume has full confidence in his ability to serve the people of Guam and the Port Authority. At this time, Mr. Kernaghan made motion to accept the appointment of Mr. Alfred F. Duenas to serve as the Port Authority of Guam Deputy General Manager for Administration and Finance. Motion was seconded by the Vice Chairman and was unanimously approved. The General Manager requested concurrence from the Board that the effective date of Mr. Duenas' appointment is today. The members had no objections.

2. **Budget Transfer Request:**

a. **Natural Disaster Account:** As reported in the General Manager's report regarding the fire incident at the Port Admin Building, request is being made to transfer \$20K from the Claims Shortage account and \$40K from the CIP IT Upgrade JDE account to the Natural Disaster account; totaling a budget transfer request of \$60K. This expenditure is to cover dirty/hazardous pay necessary to facilitate the recovery period and enable the purchasing of emergency supplies. Mr. Kernaghan made motion to approve the budget transfer in the total amount of \$60,000.00 to the Natural Disaster account, seconded by the Vice Chairman. Motion was unanimously approved.

b. **Equipment Purchase:** The General Manager mentioned that there is an essential need to acquire more cargo handling equipment to accommodate the anticipated cargo the Port will be encountering with future shipments into the island. Request is therefore being made to transfer funds from CIP-Other Small Projects account in the amount of \$334K and \$105K from the CIP-IT A9.3 Upgrade JDE/Equipment account to Equipment account; totaling \$439K. This amount will be used to purchase one (1) 10-ton forklift and one (1) 20-ton forklift. Mr. Kernaghan asked what were the funds originally earmarked for and whether there are any priorities to be concerned about. The General Manager mentioned that there are a number of capital improvement projects that need to be addressed; but in this case and by comparison, the acquisition of yard equipment is most critical to enable the efficient movement of cargoes. She said currently the Port is challenged with aging equipment and the limitations of the existing equipment inventory. Mr. Kernaghan asked whether there is adequate funding for maintenance and repair. The General Manager said the concern is mainly on receiving parts and materials timely which presents more of a challenge than the funding aspect of it. However, should the need arise for additional funding on maintenance and repair, management will bring this matter up to the Board for approval. The Vice Chairman made motion to approve the budget transfer in the total amount of \$439,000.00 for equipment purchase of one (1) 10-ton forklift and one (1) 20-ton forklift, seconded by Mr. Kernaghan. Motion was unanimously approved.

c. **GovGuam Liberation Parade:** The General Manager said the Port will be participating in the 71st Liberation Festivities and request authorization to transfer \$3K from the Recognition Awards account to the Miscellaneous account. This will allow for the planning and coordination to construct a float for the Liberation Day Parade. PAGGMA association will facilitate the funds and provide a financial accounting to the Finance division. The Vice Chairman made motion to approve the budget transfer in the amount of \$3,000.00 for purposes of the 71st Liberation Festivities, seconded by Mr. Kernaghan. Motion was unanimously approved.

3. **Procurement Continuing Contracts:** Mrs. Alma B. Javier, Procurement Manager mentioned that GSA issued Circular No. 2015-006 to all agency heads regarding the fiscal year 2015 requisition close-out and the deadline for continuing contract entries. Board approval is being requested to authorize management to proceed with entering requisition in order to procure the services of specific items, such as copier lease, solid waste disposal, water bottle delivery service, diesel fuel, insurance renewal, communications and postal meter services

to include others. Mr. Kernaghan made motion to authorize management to proceed with the requisitioning process to procure services related to continuing contracts in order to meet the deadline as required by the General Services Agency. Motion was seconded by the Vice Chairman and was unanimously approved.

5. **RFP-PAG-015-005 Independent Audit Services:** Mrs. Javier said two firms officially submitted their bid offer in response to the request for proposal. After careful evaluation of the proposals by the Evaluation committee, the results were finalized and the committee has determined that Deloitte & Touche, LLP is the most qualified, responsive and responsible offeror. As a result, management requests the Board to approve the award to Deloitte & Touche, LLP that has been deemed to have met all the requirements set forth in the request for proposal and is consistent with the Guam Procurement Regulations.

Mr. Kernaghan made motion to approve the contract award to Deloitte & Touche, LLP for RFP-PAG-015-005 Independent Audit Services in the amount of \$45,000.00 for each fiscal year covering FY2015, FY2016 and FY2017. Motion was seconded by the Chairman and was unanimously approved.

6. **IFB-PAG-CIP-015-003 GDP Marina Ejector Pump Repair Project:** Mrs. Javier said although several firms expressed their interest in the information for bid only one firm officially submitted a bid proposal. In accordance with Section 3109 of the Guam Procurement Rules and Regulations, the bid is to be awarded to the lowest responsive and responsible bidder. After careful evaluation of the bid, the lone bidder, ProPacific Builders was determined to be the responsive, responsible bidder. As a result, management requests the Board to approve the award to ProPacific Builders that has been deemed to have met all the requirements set forth in the information for bid and is consistent with the Guam Procurement Regulations.

The Vice Chairman made motion to approve the contract award to ProPacific Builders for IFB-PAG-CIP-015-003 GDP Marina Ejector Pump Repair Project in the amount of \$78,800.00. Motion was seconded by Mr. Kernaghan and was unanimously approved.

7. **IFB-PAG-CIP-015-004 Concrete Catwalk Repair:** Mrs. Javier said two firms officially submitted their bid proposal. In accordance with Section 3109 of the Guam Procurement Rules and Regulations, the bid is to be awarded to the lowest responsive and responsible bidder. After careful evaluation of the bid, both bidders were determined to be responsive, responsible bidders. However, the award shall only be awarded to the lowest bidder, being ProPacific Builders. As a result, management requests the Board to approve the award to ProPacific Builders that has been deemed to have met all the requirements set forth in the information for bid and is consistent with the Guam Procurement Regulations. In view of the executive summary presented, the Vice Chairman expressed concern on the disparity in the bid amount between the two bidders which is over \$100K difference. He mentioned that while the lowest responsive bidder is to be awarded the contract according to the procurement regulations, questions whether there would be an issue on the quality performance based on the substantial difference in the bid amount. Mrs. Javier said ProPacific Builders has been awarded other

construction projects at the Port and is aware of the Port's standards. She mentioned that their performance thus far has been satisfactory. Mrs. Javier added that ProPacific Builders is currently working on an existing project at the Port and perhaps the mobilization cost is much less given that they are already in Port. Mr. Kernaghan shares the concern of the Vice Chairman in that the amount between the two bidders is an alarming difference and would not favor any change orders that may arise from this project. Without objections, Ms. Dorothy P. Harris, Chief Planner mentioned that the project is funded by the U.S. Department of Interior, Fish and Wildlife Service through Department of Agriculture and that there is a requirement to satisfactorily complete the project based on the scope of work. She assured the Board that there are expectations to be met by the contractor.

Without further discussion, the Vice Chairman made motion to approve the contract award to ProPacific Builders for IFB-PAG-CIP-015-004 Concrete Catwalk Repairs, Left Side, Agat Marina Launching Ramp in the amount of \$57,818.52. Motion was seconded by Mr. Kernaghan and was unanimously approved.

8. **Travel Accommodations:**

a. **102nd Association of Pacific Ports Annual Conference, Kaohsiung, Taiwan, August 16-19, 2015:** Mr. Kernaghan made motion to authorize travel for Director Kernaghan and Deputy General Manager of Operations Felix R. Pangelinan to attend the Association of Pacific Ports 102nd Annual Conference scheduled on August 16-19, 2015, Kaohsiung, Taiwan. Motion was seconded by the Vice Chairman and was unanimously approved. Mr. Kernaghan mentioned that as he has corporate meetings scheduled abroad during this period, the Port is to only arrange for the per diem and registration cost for this conference.

VII. ADJOURNMENT

There being no further business to discuss, it was moved by Mr. Kernaghan and seconded by the Vice Chairman to adjourn the meeting at 1:10 p.m. The motion was unanimously passed.



TIMOTHY T. KERNAGHAN, Board Secretary
Board of Directors

APPROVED BY:



FRANCISCO G. SANTOS, Chairman, Board of Directors





PORT OF GUAM
ATURIDAT I PUETTON GUAHAN
Jose D. Leon Guerrero Commercial Port
1026 Cabras Highway, Suite 201, Piti, Guam 96925
Telephone: 671-477-5931/35 Facsimile: 671-477-2689/4445
Website: www.portguam.com



Eddie Baza Calvo
Governor of Guam
Ray Tenorio
Lieutenant Governor

**MINUTES OF THE
SPECIAL MEETING OF THE BOARD OF DIRECTORS
Wednesday, July 22, 2015**

I. CALL TO ORDER

There being a quorum, the special meeting of the Board of Directors was called to order at 11:50 a.m., Wednesday, July 22, 2015. Present at the meeting were:

Francisco Santos, Chairman
Oscar Calvo, Vice Chairman
Timothy Kernaghan, Board Secretary
Joanne M.S. Brown, General Manager
Alfred F. Duenas, Deputy General Manager, Admin/Finance
Atty. Michael Phillips, Legal Counsel

Absent was Mr. Felix R. Pangelinan, Deputy General Manager (Operations). Also present were Senator Tom Ada's office-Blaine Dydasco; AM Insurance-Angelica Perez, AnnMarie Muna, Juan Muna; Marianas Variety-Jasmine Stole; Kals Corporation-Tom Kallingal, Magi Kallingal and Port Management staff.

II. APPROVAL OF MINUTES

a. **May 27, 2015 – Regular Board Meeting:** The Vice Chairman made motion to approve the minutes of May 27, 2015 subject to correction. The motion was seconded by Mr. Kernaghan and was unanimously passed.

III. OLD BUSINESS

a. **Agat Restaurant Facility:** Mr. Alfred F. Duenas, Deputy General Manager of Admin and Finance (DGMA) mentioned that the Agat Restaurant Facility agreement has been reviewed by management and legal counsel and is now being brought before the Board for approval. Mr. Kernaghan made motion to authorize management to enter into the contract agreement with Kals Corporation for the Agat Restaurant Facility, seconded by the Vice Chairman and was unanimously approved.

b. **102nd Association of Pacific Ports Annual Conference:** The DGMA mentioned that the Board had authorized travel for the 102nd APP annual conference at the previous meeting. The conference offers sponsorship opportunities where valued sponsors will receive

recognition in conference posters, programs and newsletters. The Port expresses interest in supporting this program for purposes of exposure of the Port of Guam. Board approval is now being requested to support the APP conference sponsorship program, copper level, in the amount of \$500.00. The Vice Chairman made motion to approve the 102nd APP annual conference sponsorship program in the amount of \$500.00 copper level. Motion was seconded by Mr. Kernaghan and was unanimously approved.

IV. NEW BUSINESS

1. **RFP No. PAG-015-003 Owner's Agent/Engineer Services:** The DGMA said two firms officially submitted their proposal in response to the request for proposal. After careful evaluation of the proposals by the Evaluation committee, the results were finalized and the committee has determined that Parsons Brinckerhoff (PB) is the most qualified, responsive and responsible offeror. He mentioned that the contract is designed as an Indefinite Delivery/Quantity and is to be on a task order base according to identified components. The scope of services includes mobilization, support PUC engagement studies, 5-year tariff support, TOS/GOS support, bond issuance support, service life extension support, MARAD/PAG port modernization program initiatives and Cabras island coordination. After lengthy discussions, the Cost Negotiation Committee and PB representatives mutually agreed upon the following terms and conditions: time and materials, contract term not to exceed five years, not to exceed amount pursuant to Section 3119(h) of the procurement rules and regulations, Task Order No. 1 – Site Kickoff Meeting for Team Orientation and Services Alignment in the amount of \$134,263.00 and other phases of this project are subject to issuance of subsequent task orders, subject to the Port's approval. As a result, management requests the Board to approve the contract award to Parsons Brinckerhoff that has been deemed to have met all the requirements set forth in the request for proposal and is consistent with the Guam Procurement Regulations.


Mr. Kernaghan made motion to approve the contract award to Parsons Brinckerhoff for RFP-PAG-015-003 Owner's Agent/Engineer Services and the agreed upon terms and conditions with the initial Task Order No. 1 in the amount of \$134,263.00. Motion was seconded by the Vice Chairman and was unanimously approved.

2. **Board Resolution No. 2015-06 – Owner's Agent/Engineer Services:** Mr. Kernaghan made motion to approve Board Resolution No. 2015-06 relative to the approval of Parsons Brinckerhoff as the Owner/Agent Engineer, seconded by the Vice Chairman. Motion was unanimously approved.

3. **Board Resolution No. 2015-07 – Designation of Signatories:** The Vice Chairman made motion to approve Board Resolution No. 2015-07 relative to the designation of signatories for the Port Authority of Guam, seconded by Mr. Kernaghan. Motion was unanimously approved.

V. ADJOURNMENT

There being no further business to discuss, it was moved by the Vice Chairman and seconded by Mr. Kernaghan to adjourn the meeting at 12:05 p.m. The motion was unanimously passed.



TIMOTHY T. KERNAGHAN, Board Secretary
Board of Directors

APPROVED BY:



FRANCISCO G. SANTOS, Chairman, Board of Directors



General Manager Report

To

PAG Board of Directors

August 20, 2015

General Port Operations

Port Opens New Terminal Gate Complex

On Monday morning, August 3, 2015, the Port of Guam in coordination with MARAD, EA, and Black Construction announced and opened its new Terminal Gate Complex and Container Yard. The 3.7 acre Gate Complex includes three (3) new gate stalls, four (4) lanes, a three (3) generator Load Center, high mast lighting, storm water infrastructure, and domestic water and fire suppression system that includes a 274,000 gallon concrete water tank. In addition, the new container yard covers 4.6 acres in size.

The new facility is the third and final phase of the \$50 million Guam Commercial Port Improvement (GCPI) Program, which is administered by the U.S. Department of Transportation Maritime Administration and funded by the Department of Defense. The cost of Phase III is estimated at \$27 million. The overall project is slated for completion in October 2015.



New Terminal Gate Complex

The old Gate House was closed on Friday, July 31, 2015 at 5:00 p.m. and the new Gate Stalls were opened on Monday, August 3, 2015 at 8:20 a.m. to awaiting truckers that were anxious to enter the new Gate complex.

MARADS Pacific Gateway Director Brian Varney was also on hand for the new Gate opening and participated in the final walkthrough of the facility that had occurred on Friday, July 31, 2015 along with Port Board Chairman Frank Santos and Board Member Tim Kernaghan.

The formal Ceremony for the entire completion of the Guam Commercial Port Improvement (GCPI) Program is scheduled for Wednesday, December 9, 2015 at 10:00 a.m. Governor Eddie Calvo sent a formal letter of invitation on Monday, July 20, 2015 to the Honorable Secretary of Transportation Anthony Foxx to attend this important event. Governor Calvo stated in his letter, "The GCPI Program is the first major upgrade for the Port in its 50-year history, and it is a testament to the successful partnership between the Government of Guam and the U.S. Department of Transportation. We look forward to the honor of your presence as we commemorate this historic milestone for both the Port Authority and the island of Guam."

Tropical Storm Goni (16W)

In response to Tropical Storm Goni, the Port began preparation plans on Saturday, August 15, 2015 at 9:00 a.m. As Soon As the Condition of Readiness 3 (COR) was declared. The U.S. Coast Guard declared the Port Heavy Weather Status as (PHWC) condition "X-Ray" at 10:00 a.m. on the same day. Subsequently, COR 2 was declared at 2:30 p.m. and the Coast Guard declared condition "Yankee" at 7:00 p.m. The Coast Guard then declared condition "Zulu" at 10:00 p.m. that evening, shutting down Port operations.

In response to the weather conditions, unloading operations were suspended on the vessel Kyowa Orchid with 30 remaining containers to be off-loaded. The Kyowa, along with the fishing vessels that were docked at Port were then sent out of the harbor with two Seabridge barges that were sent out to inner harbor for the duration of the storm. Essential Port personnel were called in to secure Port equipment, facilities, and containers and critical employees manned the Port until the conclusion of the storm.

On Sunday, August 16, 2015, COR 4 was declared at 12:00 p.m. by Homeland Security followed by the Coast Guard designation of "Whiskey" at 1:00 p.m. The Port Transportation and Maintenance Divisions began the process of unleashing the cranes and restacking the Yard containers. One of the two operational Toplifters went out of operation on Saturday night and was repaired on Sunday afternoon once the Port returned back to normal conditions.

The only damage reported as a result of the storm was the chain-link gate at the former Gatehouse. Black Construction and EA were informed of the situation and made the appropriate repairs as the footprint of the old gate is within the current construction area.

TYPHOON (TROPICAL STORM) CHAN-HOM (09w)

In the month of July, Port operations were impacted with the arrival of Tropical Storm Chan-Hom. On Thursdays, July 2, 2015, the island was placed in COR 3 at 2:00 p.m. At 10:00 p.m. that evening the Coast Guard placed the Port under PHWC "X-Ray" status. The following afternoon on Friday, July 3, 2015, the Coast Guard designated "Yankee" status at 4:00 p.m. While the Government of Guam remained in COR 3, the Coast Guard designated "Zulu" status on Saturday, July 4, 2015 at 8:00 p.m. By Sunday morning, July 5, 2015, the Government of Guam declared COR 4 at 11:00 a.m. and the Coast Guard subsequently declared "Whisky" also at 11:00 a.m.

Port Maintenance personnel addressed the securing of the cranes, other Port equipment and Port facilities.

There were no impacts to the Port as a result of Tropical Storm Chan-Hom.

FEMA Reimbursement for Typhoon Dolphin


The Port filed its request for reimbursement to FEMA as a result of Typhoon Dolphin that passed through Guam on Friday, May 15, 2015 in the amount of \$75,465.64. In response, FEMA reimbursement to the Port was only \$17,033.86. On Monday, August 10, 2015, the Port filed an appeal with FEMA requesting \$64,367.67 in overtime labor cost and benefits and \$11,097.97 for equipment expenditures. The Port had expended an additional \$8,731.27 in administrative labor cost and administrative cost of \$224.90 related to the processing of overtime payment operations related to Typhoon Dolphin that is not considered allowable cost by FEMA for reimbursement. The total requested by the Port for reconsideration is \$66,959.27.

Partial Turnover Facility Expansion: Vehicle Washrack, Guam Commercial Port Improvement Program

On Thursday, July 2, 2015, the GM received a letter from EA Deputy Program Manager Tressie Word sending notice that EA was providing the Partial Turnover Facility Expansion for the Vehicle Washrack as part of the Guam Commercial Port Improvement Program. According to Ms. Word the Facility Expansion project was completed as per the contract documents. Included in the turnover to the Port are the spare parts and commodities for 12 months, operations and

maintenance manuals, quick reference training materials, laminated diagram, vehicle washrack keys and warranty information on the facility.

EA provided training for Port employees to operate the washrack on March 27, 2015 and an operational test was conducted on Friday, March 27, 2015. The GM signed acceptance for the washrack facility on Monday, July 6, 2015.



New Washrack Facility

Partial Turnover Facility Expansion Project: OWS 8 Area, Guam Commercial Port Improvement Program

On Thursday, July 2, 2015, the GM received a letter from EA Deputy Program Manager Tressie Word sending notice that EA was providing the Partial Turnover of Oil Water Separator (OWS) 8 Area. According to Ms. Word, the “work included in the Facility Expansion project area is complete as per contract documents.”

The GM signed the acceptance of OWS 8 on Monday, July 6, 2015.



Construction work being performed on Oil Water Separator 8

There are a total of nine (9) OWS that are being constructed as a result of the Port Modernization Projects funded by DOD and administered by MARAD. Currently OWS 1, 2, 3, and 4 are in construction. OWS 6a, 6b, 7 and 8 have been completed. OWS 5 has also been recently completed. However the Port is awaiting final documentation and acceptance of the turnover from EA.

Completion of LC-4 Metering Cabinet Replacement

The Port had awarded the contract to replace the LC-4 Metering Cabinet to M.D. Crisostomo Inc. and the company was provided a notice to proceed on Monday, January 26, 2015. The projected timeframe for the cabinet replacement was for a period of six months. The cabinet installation was recently completed on Thursdays, July 16, 2015 at a cost of \$71,800.00.



New LC-4 Metering Cabinet

The new metering cabinet at LC-4 was needed to accurately record power consumption by the Port at this location that support the refrigerated containers.

Re-Occupancy of Administrative Building Office Space

On Friday, July 24, 2015 the GM sent a memorandum to the Port tenants that occupied the second floor of the Port Administration Building informing them that they would be able to re-occupy their office space. She informed the tenants that Guam Fire Department (GFD) had conducted an inspection on Wednesday, July 22, 2015 and determined that the office space was free and clear for re-occupancy.

The GM noted that GFD had provided a precautionary and safety measure to be cognizant of the 2009 International Fire Code, Section 605: Electrical Equipment, Wiring and Hazards that relays the following:

605.5 Extension cords. *Extension cords and flexible cords shall not be a substitute for permanent wiring. Extension cords and flexible cords shall not be affixed to structures, extended through walls, ceiling or floors, or under doors or floor coverings, nor shall*

such cords be subject to environmental damage or physical impact. Extension cords shall be used only with portable appliances.

605.5.1 Power supply. *Extension cords shall be plugged directly into an approved receptacle, power tap or multiplug adapter and, except for approved multiplug extension cords, shall serve only one portable appliance.*

The GM thanked the Port tenants for the patience, cooperation and understanding since the office fire that had occurred on Monday, June 1, 2015.

This notice was provided to the following companies: Ambyth Shipping & Trading, American Bureau of Shipping, COAM Trading Company, Inchcape Shipping Service, and Marianas Steamship Agency.

The remaining offices for MSA and Cabras Marine were still under refurbishment and required new power, telephone and internet lines to be rerouted and connected prior occupancy. These service lines previously ran through the Port's Human Resources Office and Customs Office that were totally destroyed by the fire. Once the new service lines are installed and the offices are repainted and new carpets installed, these remaining tenants will be able to reoccupy their offices space.

The AM Insurance contractor has already isolated the ongoing construction space in HR and Customs in order to allow re-occupancy of the first floor office spaces to include the Port's IT Division.

The GM also informed the Port administration staff that they could also begin the transition process of moving back into the Administration Building.

The Port's HR Division will remain in the Port's Training Room located in the former Horizon Building until their new office space is completed. In the case of Customs, the GM is providing the use of the Port's Customer Service Office located on the first floor until their new offices are completed. The Port's Customer Service Office will temporarily move back to the second floor to service its customers. This action will allow Customs to move out of the office container that is being rented by the insurance company but charged against the Port claim proceeds.



Construction continues for the new offices of PAG Human Resource office (left) and Customs & Quarantine (right).

Credit to Port's Administration Building Tenants

On Thursday, July 24, 2015, Acting Financial Affairs Controller Joann Conway made a request to the GM to credit Administration Building tenants for office space lease and common area fees for the months of June and July 2015 due to the fire that occurred on Monday, June 1, 2015.

Tenants were displaced and relocated to temporary accommodations as a result. The GM approved the Financial Affairs Controller's request on Friday, July 25, 2015.

Tractor Donation from Matson

On Tuesday, July 28, 2015, Matson General Manager Bernie Valencia notified the GM that Matson had sent a letter to Governor Eddie Baza Calvo on Friday, July 24, 2015, informing him that the Port Authority was in "urgent need of cargo handling equipment." GM Valencia stated that she was aware that the Port had initiated the process to procure additional equipment to include Yard tractors but relayed that "Matson is concerned that cargo availability will further be delayed to customers and the community if more of the tractors are taken out of service."

The Port's current equipment inventory consists of eight (8) to twelve (12) operational tractors to service vessels. This is not an adequate number to keep up with the needed cargo demand movements. The Port has already initiated the procurement process in the amount of close \$5million to procure needed equipment.

With these issues in mind, GM Valencia informed the Governor that Matson has been in discussion with the Port GM about its ability to donate up to five (5) yard tractors. She also requested that the tractors be used exclusively by the Port for its operations. In addition, GM Valencia relayed that any further reduction to the Port's tractor fleet would further hamper

service to not just Matson but all carriers and the community. It is important to note the use of the tractors will be to service all carriers and not just Matson vessels.

GM Valencia stated that Matson is providing the tractors as a donation to the Government of Guam under 5 GCA Section 22408. She also added that Matson's counsel; Duncan McCully of McCully & Beggs, P.C. would work with the Governor's counsel on any legal matters concerning the donation of the tractors. GM Valencia anticipated the arrival of the tractors to the Guam Port by early August 2015.

Governor Calvo signed for the acceptance of the five tractors on Tuesday, July 28, 2015.



One of five Tractors in operation at the Port Authority, donated by Matson to the Government of Guam.

The Port is very appreciative of the assistance that Matson is providing with the donation of the five (5) tractors to assist its vessel operations during this interim period. The five (5) tractors arrived on island Wednesday, August 12, 2015. The Port has already registered the tractors with Revenue and Taxation and added the tractors to the Port's insurance policy this week.

Meeting with Matson President

On Thursday, August 13, 2015, the GM met with Matson President Matthew Cox, Pacific Senior Vice President Vic Angoco, and General Manager Bernie Valencia. Also present from the Port were the Deputy General Manager for Operations Felix Pangelinan and the Deputy General Manager for Administration and Finance Alfred Duenas.

The GM provided an introduction of Deputy GM Duenas and relayed that he has adapted quite well in his short time with the Port and has quickly picked up on the key issues that need focus and improvement within his Division oversight.

The GM extended her appreciation to Matson for their assistance in donating the five (5) tractors that had arrived that week and relayed that the new addition to the Port fleet will greatly assist with the cargo operations in the Port Yard. Mr. Cox responded that Matson continues to offer its assistance to help the Port minimize down time related to the loading and unloading of vessels. He stated that any delays impacting the shipping schedule and the ability to deliver cargo in a timely manner is a critical concern to Matson as well as to the other carriers. He talked about the need for reliability and the importance of insuring that the cranes, tractors and other support equipment are maintained and in operation when needed.

Deputy GM Pangelinan discussed the Port's plans for the new fiscal year to include the acquisition of regular preventative maintenance service for all eleven (11) of the Port's generator engines that also includes the crane engines. This will be an additional layer of support for the Port's Maintenance Division that will also continue to address maintenance repairs to the Port cranes and Load Centers.

The GM stated that the Port acknowledges that the next twelve (12) months is a critical period for the Port as it awaits the acquisition and delivery of the \$5 million in new equipment for the Port Yard. She emphasized that the Port must have reserve capacity available, particularly with regards to tractors, forklifts and other equipment connected to cargo movement. There is no way around the current reality as the process to obtain the release of the loan funds for both the \$2 million obtained from the Bank of Guam loan and the \$2 million USDA, which took close to a year to release from the initial approval, has impacted the Port schedule. In addition, the process of procurement and delivery of the toplifters and tractors can take up to a year or more. This is not a schedule that the Port has any control over. Mr. Cox responded that Matson has recently ordered new Yard equipment in Hawaii that may take anywhere from a year to eighteen (18) months for delivery.

Vice President Angoco relayed that Matson has had a long working relationship with the Port and stated that he is very pleased to see all the new construction and upgrades that will improve the Port's capacity to service the carriers and customers in the community. The GM responded that all the physical improvements in the Port infrastructure combined with improved maintenance of Port equipment, and the continued addition to the equipment fleet once the lifetime service has been met, are all needed to insure reliability in the delivery of service. The GM stated that the Port does not have a comfort level at this point and will still continue to identify funding in its annual budget to strengthen the Port's equipment inventory. She relayed that this year alone for 2015 the Port Board transferred \$930,000 from its operational budget to purchase five (5) additional tractors, a 20 ton forklift and a 40 ton forklift.

President Cox did re-emphasize his continued concern within the next year of the Port's equipment status until the new equipment arrives and the maintenance on the cranes to insure reliability to move cargo. The GM stated that the Port shares the same concerns and will continue to prioritize and focus on these issues during this critical time.

Final Approval for the Port's \$2 Million Dollar USDA Community Facility Direct Loan

On Wednesday, July, 15, 2015, the GM, on behalf of the Port signed the \$2 million Dollar USDA Community Facility Direct Loan to fund the acquisition of cargo handling equipment to include eight (8) tractors, four (4) 5-ton forklifts, a compact articulated boom, two (2) portable dual operation welding machines, a telescopic boom lift and an industrial street sweeper. USDA Business/Community Programs Specialist for Area II Office Anthony Barcinas and Bank of Guam Asset/Liability Manager Erica Torres were present to sign the respective documents to finalize the loan agreement.



Signing Ceremony for \$2M USDA Loan.

The Port has already initiated the procurement process with GSA and met the July 15, 2015 deadline to procure the equipment.

Recommended Hazard Mitigation Grant Program Funding from Typhoon Halong

The Port received notice from Guam Homeland Security (GHS) Chief for Plans and Operations/State Hazard Mitigation Officer Leo Espia that GHS is recommending that \$76,000 from the Hazard Mitigation Grant Program Funding from Typhoon Halong be granted to the Port to address a proposed Port Hardening Project for Warehouse 1. According to Planner IV/Port Security Grant Program Manager, the project, once funded, will include the replacement of two (2) large and one (1) regular size window and twelve (12) roll up/coiled doors. There is no matching share requirement from the Port for this grant.



Federal funding being sought to replace roll up doors at Warehouse I.

The Port had previously applied for the FY 2015 Pre-Disaster Mitigation Grant Program (PDM) to address Port –Wide Hardening/Mitigation Project. This will include the replacement of windows, shutters, doors, and roll up/coiled doors for all Port building that total twelve (12) in all. The estimated cost for these projects is around 696,906.14 with an anticipated federal share of \$522,679.61 and a Port share of \$174,226.53.

The Port will reapply for this grant in FY 2016.

Status of Procurement for the Port's Two Toplifters

On Friday, July 31, 2015, the General Services Agency published an Invitation for Bid in the Marianas Variety for the procurement of 80,000 LBS. Loaded Container Handler (Toplifter). The opening date was scheduled for Monday, August 17, 2015. However, due to additional questions from interested bidders, the Port provided a response back to GSA on Friday, August 14, 2015. The new opening date has been re-scheduled for Monday, August 31, 2015.

Status of Load Center Generator Installation

The current installation of the Prime Generators in LC-1 and LC-4 is around 75% complete. The contractor, Pro Pacific has until November 2015 to complete the installation of the generators to include LC-2 and LC-3.



Construction work being performed to install Load Center 4 Generator

Status of Security Fencing Project

Inland Builders is the contractor that is currently working on the construction of the Security Fencing Project that will include fence replacement for F-1, F-3 and the south-side of the Port Container Yard. The new fences will be constructed with concrete posts that are more durable



Security Fencing Project ongoing.

during heavy winds and typhoon weather in comparison to the current metal post that are subject to bending and rust deterioration. The Notice to Proceed (NTP) was issued to the contractor on April 20, 2015 and the scheduled completion date for the fencing project is Friday, October 16, 2015.

Port Police SUV Acquisition

The Port is in the process of procuring four (4) new Port Police SUVs with funding from the Port's Security Grant through the Federal GSA AutoChoice program. The Port is requesting an additional \$15,894.76 to address a shortfall in federal funding to purchase all four (4) vehicles.

The anticipated arrival time for three (3) of the new Police vehicles is by January of 2016. If the Port Board authorizes the additional funding, the fourth SUV should arrive by February of 2016.

PUC Hearing Scheduled for Port Contract

The Port received notice on Monday, August 17, 2015 from PUC Counsel Fred Horecky that a regular business meeting will be held on Thursday, August 27, 2015 to consider the following request from the Port:

PAG Docket 15-05, Petition for Approval of Owners/Agent Engineer Services Agreement with Parsons Brinckerhoff, ALJ Report, and Proposed Order.

Port management will be in attendance at this meeting and report back to the Board on the decision of the PUC.

Designation of Port's Counsel to Serve as Special Assistant Attorney General

On Friday, July 10, 2015, Attorney General Elizabeth Barrett-Anderson provided a formal letter of notice to the GM that the Port's Counsel Michael F. Phillips has been designated as a Special Assistant Attorney General with a one (1) year extension effective on the date of her letter.

This designation will provide the Port counsel the authority to review procurement solicitations and contracts that are estimated to result in an award of over Five Hundred Thousand Dollars (\$500,000.00) or more. This process will help facilitate the review and approval of Port procurement contracts.

The GM had sent a letter of request to the Attorney General on Wednesday, July 1, 2015 requesting a re-designation of this authority to the Port's Counsel. Attorney Phillips has served as a Special Assistant Attorney General for the Port for the past four (4) years.

PUGG Meeting for the Month of July

The PUGG Meeting was held on Thursday, July 16 2015. Present on behalf of the Port were the GM, Deputy GM for Operations Felix Pangilinan, Deputy GM for Administration and Finance Alfred Duenas, Acting Operations Manager Ray Santos, Terminal superintendent Joe Ulloa,

Chief Planner Dot Harris, Systems Manager Dennis Perez, General Accounting Supervisor Miami Eloridi, and Facility Maintenance Supervisor Alex Aflague.

Attending on behalf of the PUGG were Matson Representative Bernie Valencia, MSA Representative Byron Valera and MELL Representative Ed Cruz.

Attending on behalf of the U.S. Coast Guard were LCDR Christy Casey and MSTC Chrystin McLelland.

Deputy GM Pangelinan provided an introduction of the PUGG membership to the new Deputy of Administration and Finance Alfred Duenas and provided notice that Transportation Superintendent Raymond Santos was serving as Acting Operations Manager. The Deputy GM went on to discuss the status of the Reefer Slots and provided notice that Port would continue to plug/unplug the Reefer Slots and that the carriers would now absorb the responsibility of monitoring their own reefers. He stated that during regular hours of operation the Port's Electrical Division will continue to plug and unplug reefer containers as needed. Deputy GM Pangelinan further relayed that during operations, one (1) reefer man would be provided per shift.

Mr. Alex Peterson from Matson stated that the turnaround time for the tractors could have an effect on the timing of connections for the reefers. Terminal Superintendent Joe Ulloa responded that weekend request for an open gate and reefer man will still be accommodated as needed.

Acting Operations Manager Ray Santos updated the group on the status of the new Terminal Gate that is part of the third phase of the Port's Modernization Projects. He stated that an initial walkthrough to identify any remaining issues was scheduled for the following day, Friday, July 17, 2015 with a final walkthrough scheduled for Friday, July 24, 2015. He informed the members that they were welcomed to participate and familiarize themselves with the new gate entrance and expanded Yard. Acting Operations Manager Santos went on to discuss the Service Life Extension Projects to include the completion of new domestic waterline construction at F-3. He added that work was ongoing at F-4 and F-5. He also discussed the ongoing construction at the new Breakbulk Gate that should be completed by the month of October.

The GM informed the members that the Port had finalized and signed the loan agreement with USDA and the Bank of Guam on Wednesday, July 15, 2015 for the \$2 million dollar USDA Community Facility Direct Loan. The funds acquired from this loan would be fully dedicated to the purchase of Yard equipment to include eight (8) tractors, four (4) 5-ton forklifts, compact articulated boom, two (2) portable dual operation welding machines, a telescopic boom lift and an industrial street sweeper. The GM added that this equipment would be procured in addition to five (5) tractors that were funded and authorized by the Port Board from the Port's FY 2015

budget. The GM added that the Port was able to meet the GSA deadline to procure items for over \$15,000 on that Wednesday, July 15, 2015.

Deputy GM Pangilinan relayed that with the acquisition of the Port's very own articulated boom and telescopic boom the Port will be able to readily address Coast Guard compliance issues such as the replacement of lights around the Yard compound. He added that with the type of anticipated cargo as a result of the military buildup to include construction materials such as rebar, the Port needs an additional forty (40) and twenty (20) ton forklift to meet this demand.

Acting Operations Manager Santos went on to discuss the construction status of Oil Water Separators (OWS) 1, 2, 3, and 4. He informed the members that OWS 5 would be completed during the upcoming week. He also discussed the needed work to repair a pump leak at the new washrack that was being addressed by Black Construction.

Mr. Valera inquired as to the status of the Administration Building. Deputy GM Pangilinan responded that Port personnel and tenants on the second floor would be able to move back in about two weeks. He discussed the replacement of the ceiling tiles throughout the building and the replacement of ceiling vents. He also relayed that the insurance contractor anticipates the completion of the reconstruction of the HR and Customs sections in the first floor to be completed by the end of August. In the case of HR and Customs, Deputy GM Pangilinan relayed that these two offices will have customer services windows that will be set further in from the hallway to provide space for customers and will be ADA compliant.

Acting Operations Manager Santos concluded the meeting by extending an invitation to all PUGG members to attend the Liberation Day luncheon celebration to be held on Tuesday, July 21, 2015 at the Gregorio Perez Hagatna Marina.

Port 2015 Liberation Float

The Port of Guam participated again this year in the Liberation Day Parade. This year's theme was "the Spirit of Hope, the Color of Freedom." The Port won 3rd place in the Government of Guam category.

The Port employees also hosted a Liberation Day luncheon at the Gregorio D. Perez Hagatna Marina. Board Chairman Frank Santos was in attendance to support the Port employees during this event.



Port of Guam wins 3rd Place in the 71st Liberation Parade Float competition under the Government of Guam category.

On Thursday, August 6, 2015, Mayor Melissa Savares from Dededo on behalf of the Mayor's Council of Guam that helped organized the Liberation Day events presented the Port employees with a \$500.00 check for their third place victory. Chairman Santos thanked the Port employees for their hard work in constructing the Port float and organizing the luncheon festivities during the parade. He encouraged the employees to strive for 1st place next year.



Chairperson Mayor Melissa Savares of the 71st Liberation Day Committee presents the Port of Guam the 3rd Place Prize for the float competition under the Government of Guam category.

Port's support for the Fifth Annual Gosa Mafute' and Lililok Challenge

The Port provided the use of Hotel Wharf on Friday, July 31, 2015 through Sunday, August 2, 2015, as a venue for the Fifth Annual Gosa Mafute' and Lililok Challenge. Guam Organization of Saltwater Anglers President Tom Camacho has requested the use of Hotel Wharf for this event and the GM approved the request on Monday, July, 13, 2015. Port Police Chief Doris Aguero and Commercial Manager Glenn Nelson, and their respective staff, assisted in the coordination efforts to make this a successful event. Mr. Camacho expressed his appreciation to the Port for its participation in this year's event and support in previous years as well.

Port's Support for Typhoon Soudelor Relief Drive

The Port Authority employees initiated a collection of relief supplies to include bottles of water, rice, assorted canned goods, clothing and batteries to donate to the Saipan Relief efforts as result damages incurred from Typhoon Soudelor that severely damaged the island on Sunday, August 2, 2015. The items were taken to the UOG Fieldhouse on Wednesday, August 19, 2015 to be loaded into a shipping container.

The Port employees also participated in a Boot Drive on Friday, August 14, 2015 at the Sumay Intersection near the Naval Station Main Gate to collect monetary donations for the Saipan Relief effort. The Port will also participate in a second Boot Drive scheduled for this Friday, August 21, 2015 at the same location to collect additional donations.

Port Safety Issues

Damaged Property – F-5 Bull Rail

On Monday, July 6, 2015 the GM received a report from Safety Inspector II John T. Santos concerning damage to the F-5 Bull Rail between 1750 and 1800 bollard that resulted during the berthing of the vessel Jan by Tugboat "Talafofo" that morning. Mr. Santos reported that there was also damage to the starboard side of the vessel Jan.

Mr. Santos recommended that his incident be investigated by the Harbor Master and the U.S. Coast Guard. He also referred the matter to the Accident Review Board for final recommendations to be forwarded to the General Manager.

Industrial Incident Involving 20-ton Forklift #08-168

On Tuesday, July 7, 2015, the GM received a report from Safety Inspector III Paul Salas concerning an industrial accident involving a 20-ton Forklift #08-168. According to Mr. Salas, Equipment Operator III Kevin Sanchez was operating the forklift to load a 20 foot container (FSCU 793792) on a chassis in Area X. Mr. Salas reports that Mr. Sanchez misjudged the height of his forks and punctured a hole in the left side of the container.

Mr. Salas concluded that the cause of this incident was the result of "haste and inattention" on the part of Mr. Sanchez.

Mr. Salas recommend that this incident be referred to the Accident Review Board to make final recommendations to the General Manager.

Work Injury

On Tuesday, July 7, 2015, the GM received a report from Safety Inspector II John Troy Santos concerning a work injury incident involving Armed Security Guard Daryl M. Movida who had been assigned to Gate House to inspect inbound and outbound containers on that same day. According to Mr. Santos, while Security Guard Movida was inspecting an inbound empty 20 foot container, the door of the container swung open and he immediately grabbed the door to close it and avoid hitting a truck on the right side lane. In the process, Security Guard Movida felt his knee pop and injured his left knee.

Mr. Santos went on to report that a strong gust of wind caused the door on the container to swing open. As a result he recommended that truck drivers be present during inspections to monitor the doors of the containers from swinging open.

Mr. Santos also reported that Security Guard Movida refused medical treatment as a result of this incident.

Mr. Santos recommended that this incident be referred to the Accident Review Board to make final recommendations to the General Manager.

Asphalt Damage at Bollard 1100

On Tuesday, July 14, 2015, the GM received a report from Safety Inspector III, Paul Salas concerning damage to the wharf asphalt near Bollard 1100 as a result of the S-7000 that was tied down at F-4 for aggregate operations on Monday, July 13, 2015. According to Mr. Salas, during the operations, the metal plate welded to the ramp supports broke of causing the metal to scrape the asphalt. The damage to the asphalt was noted on Tuesday, July 14, 2015.

Mr. Salas further reported that Representatives from Sea Bridge, Port's Safety Division and Port Police were at the location of F-4 to access the damage. Mr. Salas noted that the cause of the incident was the result of faulty welding of the metal plates that had broken off during the operation.

Mr. Salas recommended that future aggregate operations be "thoroughly planned out to include and ensuring the ramp is properly set in place with better support."

Mr. Salas recommended that this incident be referred to the Accident Review Board to make final recommendations to the General Manager.

Damage to the Base of Cleat 2050 (F6)

On Sunday, July 12, 2015, the GM received a report from Acting Safety Administrator Vince Acfalle concerning a routine inspection of the vessel Green Ridge that he had conducted that morning when he had discovered damage to the concrete base of Cleat 20150 at F-6. Mr. Acfalle reported that the flap from the vessel's ramp had caused the damage to the cleat that resulted in several large chunks of cracked and broken concrete and exposed rebar at the base of Cleat 2050. Mr. Acfalle relayed that he had contacted Port Police, Ambyth Agent and Marine Coordinator Stephen Jones and Vessel Representative and Operations Manager for Gulf Lines Sean Murphy.

Mr. Acfalle also reported that the Green Ridge had been cleared for operations by Safety Inspector III Paul Salas at 1:28 p.m. that same day. He added that the waves were "slightly choppy with light slow swells" and that the vessel was making "a strange pitching, rolling and listing movements." Mr. Acfalle also stated that had the vessel been docked six (6) feet further on the wharf, the vessel would have had no contact with the cleat.

Mr. Acfalle recommended that this incident be referred to the Accident Review Board to make final recommendations to the General Manager.

Damage to Gantry #5 Bumper Guard

On Friday, July 17, 2015, the GM received a report from Safety Inspector II John Troy Santos concerning damage to the bumper guard for Gantry #5. According to Mr. Santos, Crane Operator Peter Lorenzo had been assigned to operate Gantry #5 when he noted damage to the gantry's bumper guard. Mr. Lorenzo reported the damage to Transportation Leader Kin Meno.

Mr. Santos noted that there were no previous reports on file by any previous operators of Gantry #5 concerning damage to the bumper guard. He also reported that crane mechanics stated that the damage to the bumper guard was minor.

Mr. Santos stated in his report that there is no determined cause for the damage to the bumper guard at this time and listed possible scenarios to include high traffic and limited areas for operators due to ongoing construction projects.

Mr. Santos recommended that this incident be referred to the Accident Review Board to make final recommendations to the General Manager.

Leaking Container

On Tuesday, July 28, 2015 the GM received a report from Acting Safety Administrator Vince Acfalle concerning a 20ft. Matson container (GU 232221) that was leaking an oily substance that had been off-loaded from the Vessel Maunalei on Tuesday, July 21, 2015. He stated that he noted the leak during a U.S. Coast Guard inspection of randomly selected and stuffed containers. This particular container was in transit to Pohnpei.

Mr. Acfalle further reported that Matson had contacted UNITEK to determine the source of the leak and clean up the spill. Once UNITEK had determined the source of the leak, the contents were re-stuffed back into the container.

The leak came from a five (5) gallon pail of motor oil that had a pin sized puncture resulting from contact with the sharp end of a wooden pallet in the container. The pail had been improperly stored in the container.

This incident NRC#1124030) was reported to the National Response Center on the same day.

Mr. Acfalle recommended that this incident be referred to the Accident Review Board to make final recommendations to the General Manager.

Job Injury

On Thursday, August 13, 2015 the GM received a report from Safety Inspector II Josh Candoleta concerning an injury sustained by Equipment Operator II Ricky Garrido while operating Tractor #91 draying reefer containers from Area X to Matson Manulani for loading.

According to Mr. Candoleta, Operator Garrido had position his tractor load underneath Gantry #5. When his container was being lifted from his tractor, the left rear pin lock of his chassis was still engaged with the container. As a result, his chassis was lifted about three feet before the locking pin released the chassis back to the ground. Mr. Candoleta further reported that Mr. Garrido experience pain in his back but refused medical treatment. WCC 202 and 201 forms were filled out for record purposes.

Mr. Candoleta determined that the rear twist locks on the chassis may have been activated due to vibration in the movement of the container in the Yard. He also stated that the "primary cause of this accident was equipment failure (chassis pin lock)."

Mr. Candoleta concluded his report by recommending that this incident be referred to the Accident Review Board to make final recommendations to the General Manager.

Job Injury

On Thursday, August 13, 2015, the GM received a report from Safety Inspector III Paul Salas concerning an injury to Equipment Operator II Danny Zamora who suffered an injury on his left knee while he was assisting with the Adopt-a-School program at J.P. Torres School. According to Mr. Salas, Mr. Zamora was trimming a tree at the school with a chain saw when he slipped backwards causing the chainsaw that he was using to strike his left knee. Mr. Salas reported that this resulted in a minor laceration to Mr. Zamora's left knee.

Mr. Salas relayed that the area where Mr. Zamora was working was wet and slippery due to heavy rains that occurred earlier that morning. He also stated that the primary cause of this incident was the result of "improper footing and inattention on the part of Mr. Zamora."

Mr. Salas also reported that the WCC 101a, 201 and 202 forms were issued and that Mr. Zamora was sent to GMH for further medical attention.

Mr. Salas concluded his report by recommending that this incident be referred to the Accident Review Board to make final recommendations to the General Manager.

Job Injury

On Tuesday, August 18, 2015, the GM received a report from Safety Inspector III Paul Salas concerning an injury sustained by Welder Leader Michael Taitano who had injured his back on Saturday, August 15, 2015 as a result of pulling 1 ½ wire slings and 1 ¾ metal shackles to tie down and secure Gantry Cranes #2 and #3 cranes at F-4 in preparation for Tropical Storm Goni. According to Mr. Salas, Mr. Taitano did not experience pain in his lower back until later that evening.

Mr. Salas stated that Mr. Taitano contacted the Safety Office on Tuesday, August 18, 2015 to report the incident and request to see a doctor. He also stated that Equipment Superintendent Jorge Javelosa attested to the incident reported by Mr. Taitano. Mr. Salas further reported that WCC forms 101a, 201 and 202 were issued and that Mr. Taitano was sent to GMH for medical attention.

Mr. Salas concluded his report by recommending that this incident be referred to the Accident Review Board to make final recommendations to the General Manager.

Freedom of Information Act Request

Request from Vivian Leon

On Thursday, July 2, 2015, the Port received a Freedom of Information Act Request from Ms. Vivian Leon requesting the following:

News releases sent to the local media of the GM performance evaluations, as well as, the location on the Port's website indicating the posting of your performance evaluations.

The Port provided a response to Ms. Leon on Thursday, July 9, 2015.

Request from Vivian Leon

On Wednesday, July 22, 2015, the Port received a Freedom of Information Act Request from Ms. Vivian Leon requesting the following:

MARAD's financial dashboard of the PEF from August 1, 2012 to present.

The Port provided a response to Ms. Leon on Tuesday, July 28, 2015.

Request from David Lujan

On Monday, July 20, 2015, the Port received a Freedom of Information Act Request from Mr. David Lujan from the Law Office of Lujan & Wolff LLP. Mr. Lujan requested the following information:

For the period from January 1, 2010 to present, all attorney-client agreements that the Jose D. Leon Guerrero Commercial Port (Port Authority of Guam) may have had or has with Calvo Fisher & Jacob LLP and/or its predecessor firm, Calvo & Clark LLP, or with any of the following individuals, Eduardo A. Calvo, Kathleen V. Fisher, Rodney J. Jacob, Michael A. Pangelinan and/or Arthur Clark.

For the period from January 1, 2010, to present, all invoices received by the Jose D. Leon Guerrero Commercial Port (Port Authority of Guam) from Calvo Fisher & Jacob LLP and/or its predecessor firm, Calvo & Clark LLP, or from any of the following individuals,

Eduardo A. Calvo, Kathleen V. Fisher, Rodney J. Jacob, Michael A. Pangelinan and/or Arthur Clark.

For the period from January 1, 2010, to present, copies of all checks issued by the Government of Guam on behalf of the Jose D. Leon Guerrero Commercial Port (Port Authority of Guam) to Calvo Fisher & Jacob LLP and/or its predecessor firm, Calvo & Clark LLP, or from any of the following individuals, Eduardo A. Calvo, Kathleen V. Fisher, Rodney J. Jacob, Michael A. Pangelinan and/or Arthur Clark.

The Port provided a response to Mr. Lujan on Friday, July 24, 2015.

Note: Pages 24-30 are Personnel Related Matters.



PORT OF GUAM

ATURIDAT I PUETTON GUAHAN

Jose D. Leon Guerrero Commercial Port

1026 Cabras Highway, Suite 201, Piti, Guam 96925

Telephone: 671-477-5931/35 Facsimile: 671-477-2689/4445

Website: www.portguam.com



Eddie Baza Calvo
Governor of Guam
Ray Tenorio
Lieutenant Governor

August 20, 2015

FINANCE-YTD- May 2015

Financial Highlights

Income Statement

Balance Sheet

Accounts Receivable Aging Summary Report

Accounts Payable Summary

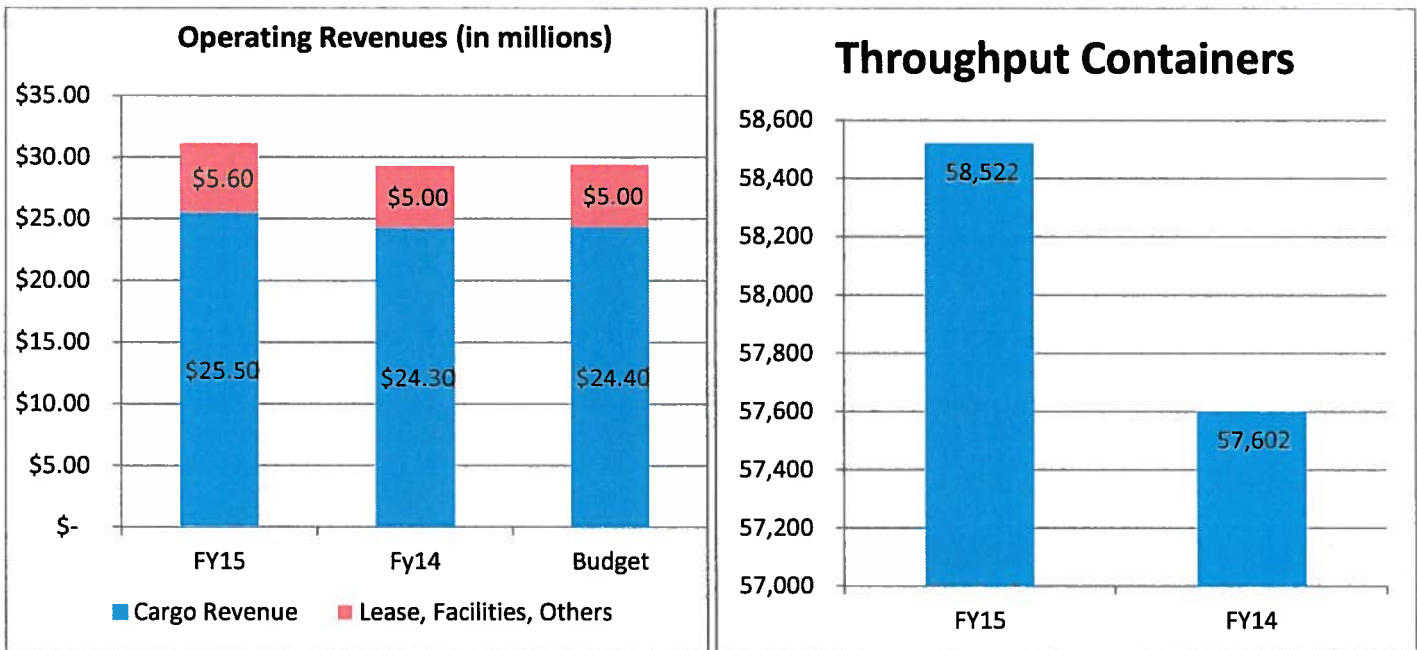
Budget Lift/Transfer Monthly Activities

Crane Surcharge Ledger

Facility Maintenance Ledger

Financial Highlights – YTD May FY2015

Operating Performance:



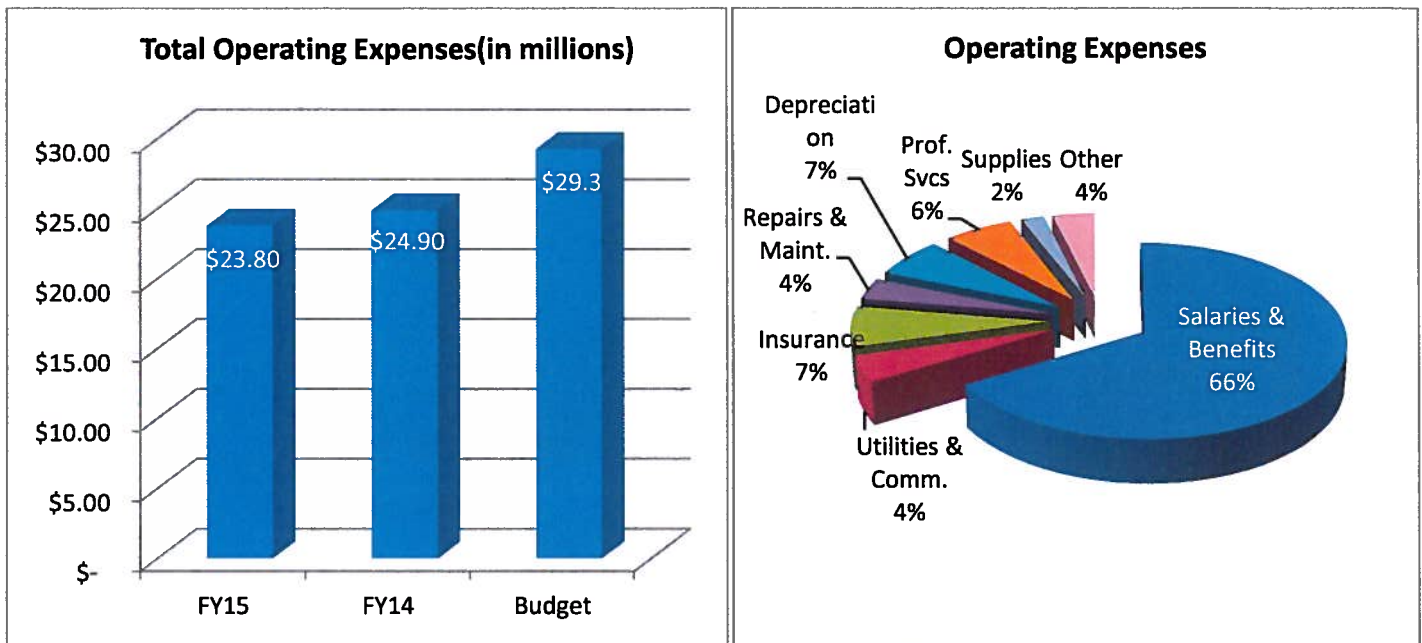
Total Operating Revenues as of May 2015 was \$31.1 million, which consist of \$25.5 million in cargo revenues and \$5.6 million in Facilities, Leases, and Other Services.

FY15 YTD cargo revenue is 5% higher than last year's total (\$24.3 mil) and 4% higher than Budget (\$24.4 mil).

FY15 YTD Facilities, Leases, and Other Services as of May is 11% higher than last year (\$5 mil) and 12% higher than budget (\$5 mil).

Overall Operating Revenues as of May is 6% higher than Budget (\$29.4 mil) and 6% higher than last year's year to date May (\$29.3 mil).

Total number of containers handled as of May 2015 was 58,522 which is 2% higher compared to last year May total 57,602.



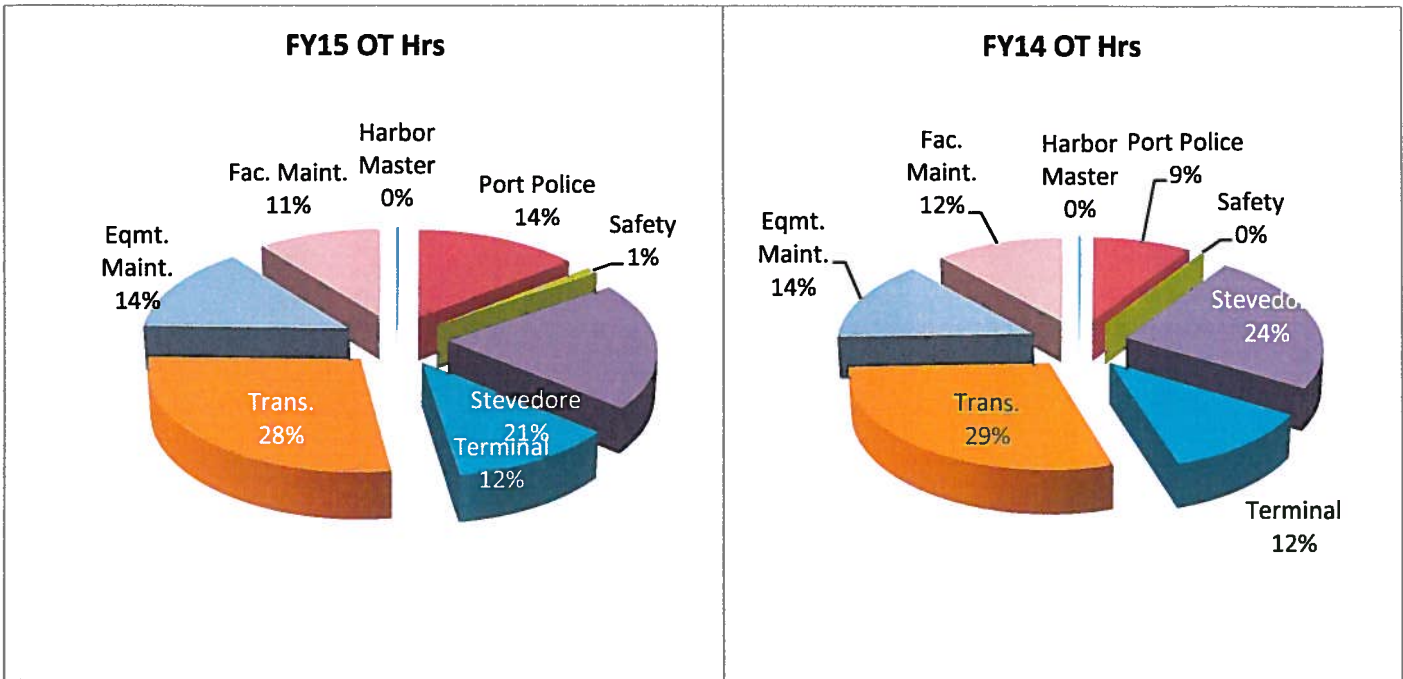
Total Operating Expenses as of May 2015 was \$23.8 million, which is 19% lower than Budget (\$29.3 mil) and 5% lower than last year's total operating expenses (\$24.9 mil).

Total Overtime as of May 2015 was \$1 million which is 20% higher than last year May (\$854 thousand). Direct Labor Revenue as of May was \$1.9 million, which is 3% higher than last year and 19% higher than budget. Direct Labor charges are for services performed by Port employees under special service request and differentials under the throughput.

Below is the breakdown of overtime for each division/section for FY15 and FY14 as of May:

Sections	FY2015	FY2014	Budget	OT/HOL Revenue
Harbor Master	1,951	1,653	3,167	0
Port Police	145,166	76,413	58,333	43,376*
Safety	11,154	1,781	4,733	0
Stevedore-Cargo Handling	194,292	192,671	151,667	147,610
-Rigger	16,418	13,962	16,667	11,927
Terminal	120,158	98,498	116,439	135,092
Trans-Superintendent	45,908	47,549	41,185	0
-Crane Operators	61,166	61,337	54,259	27,309
-Equipment Oper.	162,210	126,302	113,327	175,618
-Dispatcher	14,947	14,664	15,229	0
Maint.-Crane Maint.	70,364	69,023	66,667	0
-Preventive Maint.	2,283	9	6,667	0
-Fleet Maint.	43,964	32,355	40,000	0
-Welders	27,307	17,434	20,000	0
Facility Maint.-Building	9,069	4,937	5,333	891
-Elect./Refr.	98,395	94,939	48,667	0
TOTAL	1,024,752	853,526	762,340	541,823

*Port Police OT Revenue is due to Passenger Vessels or under special service request. Electrician revenue is due to special service requests.



Year to date Operating Revenues minus the Year to date Operating Expenses resulted to an Operating Income of \$7.2 million as of May 31, 2015.

Non Operating Revenues and Expenses consist of the following: \$1.9M-Retirement contribution for COLA, Supplemental and Medical/Dental/Life Insurance expenses, \$549k-Interest expense on loans, \$2.5M Federal Reimbursements and \$82k Interest Income. The net total of non operating expenses and revenues as of May is a positive \$887 thousand.

The Total Net Income as of May is \$8.1 million.

Accounts Receivable Trade (net) as of May 31, 2015 is \$5.1 million.

Aging Status is as follows: 69% - Current, 3% - over 30 days, 1% - over 60 days, 0%(less than 1%) - over 90 days and 28% - over 120 days.

Accounts Payable Trade as of May 31, 2015 is \$676 thousand which is 56% lower than last month ending balance of \$1.5 million.

**Port Authority of Guam
Income Statement
With Budget Comparison (Unaudited)
08 Months Ending 5/31/15**

Current Month Actual	%	Last Year Actual	%	Budget	Chng	%	Year to Date		Last Year to Date		%	Chng	Budget	%
							Actual	%	Actual	%				
OPERATING REVENUES														
CARGO THROUGHPUT REVENUES														
495,656	12.1%	392,248	10.1%	611,156	(0.19)	CT- CHASSIS	4,446,816	14.3%	3,391,001	11.6%	31.1%	4,545,844	(0.02)	
1,000,190	24.4%	1,048,371	26.9%	872,691	0.15	CT-GROUND	7,117,515	22.9%	8,053,142	27.4%	-11.6%	7,004,958	0.02	
177,475	2.9%	86,124	2.2%	86,178	0.36	CT-BREAKBULK	821,477	2.6%	562,209	1.9%	46.1%	594,012	0.38	
194	0.0%	(7,485)	-0.2%	567	(0.66)	CT-UNITIZED	3,362	0.0%	6,901	0.0%	-51.3%	6,312	(0.47)	
						CT-TUNA								
63,301	1.5%	180,105	4.6%	57,755	0.10	CT-RO/RO	448,886	1.4%	387,958	1.3%	15.7%	406,480	0.10	
3,407	0.1%	5,451	0.1%	4,532	(0.25)	CT-STUFFING/DEVAN	35,431	0.1%	41,316	0.1%	-14.2%	40,048	(0.12)	
2,343	0.1%	4,406	0.1%	2,464	(0.05)	CT-HEAVYLIFT	30,453	0.1%	16,417	0.1%	85.5%	17,240	0.77	
627	0.0%	142	0.0%	631	(0.01)	CT-LONGLENGTH	5,538	0.0%	319	0.0%	1635.9%	1,502	2.69	
12,626	0.3%	8,136	0.2%	15,672	(0.19)	OUT-OF-GAUGE CARGO (OOG)	89,019	0.3%	66,713	0.2%	33.4%	81,378	0.09	
1,695,819	41.3%	1,717,499	44.1%	1,651,646	0.03	CARGO THROUGHPUT REVENUES	12,998,496	41.9%	12,525,975	42.7%	3.8%	12,697,774	0.02	
OTHER CARGO RELATED REVENUES														
348	0.0%	729	0.0%	2,895	(0.88)	LIFT ON/LIFT OFF	15,436	0.0%	24,380	0.1%	-36.7%	24,072	(0.36)	
26,827	0.7%		0.0%	3,950	5.79	PRESLUNG	48,401	0.2%	39,724	0.1%	21.8%	37,690	0.28	
						EXPORT SCRAP CONTAINER								
214,131	5.2%	132,359	3.4%	168,370	0.27	TRANSSHIP CONTAINERS	1,470,520	4.7%	1,189,769	4.1%	23.6%	1,229,066	0.20	
25,971	0.6%	5,678	0.1%	12,139	1.14	OVERSTOWED CONTAINERS	136,181	0.4%	59,398	0.2%	129.3%	68,828	0.98	
136	0.0%		0.0%	120	0.13	SHIFTED CONTAINERS	1,897	0.0%	716	0.0%	164.8%	780	1.43	
3,416	0.1%	2,306	0.1%	2,808	0.22	RIGGED CONTAINERS	23,410	0.1%	23,639	0.1%	-1.0%	23,616	(0.01)	
9,884	0.2%	6,925	0.2%	8,642	0.14	REEFER CNTR-PLUG/UNPLUG	73,007	0.2%	63,637	0.2%	14.7%	65,014	0.12	
224,852	5.5%	304,333	7.8%	233,255	(0.04)	DIRECT LABOR BILLED	1,860,730	6.0%	1,809,262	6.2%	2.8%	1,565,218	0.19	
15,108	0.4%	30,673	0.8%	24,817	(0.39)	EQUIPMENT RENTAL	179,508	0.6%	168,000	0.6%	6.8%	246,604	0.02	
24,619	0.6%	28,023	0.7%	30,701	(0.20)	PORT FEES & DOCKAGE	227,818	0.7%	246,938	0.8%	-7.7%	3,001,384	(0.08)	
421,451	10.3%	448,659	11.5%	388,772	0.08	WHARFAGE	3,076,629	9.9%	2,965,118	10.1%	3.8%	3,001,384	0.03	
52,226	1.3%	46,813	1.2%	48,706	0.07	FUEL SURCHARGE	390,635	1.3%	367,274	1.3%	6.4%	372,866	0.05	
18,477	0.5%	14,152	0.4%	14,710	0.26	MARITIME SECURITY FEE	118,228	0.4%	112,693	0.4%	4.9%	113,942	0.04	
142,379	3.5%	146,890	3.8%	128,455	0.11	FACILITY MAINTENANCE FEE	1,036,107	3.3%	957,924	3.3%	8.2%	982,538	0.05	
537,882	13.1%	450,656	11.6%	481,187	0.12	CRANE SURCHARGE	3,793,475	12.2%	3,770,133	12.8%	0.6%	3,818,248	(0.01)	
1,717,707	41.9%	1,618,196	41.6%	1,549,527	0.11	OTHER CARGO RELATED REVENUES	12,451,980	40.1%	11,798,605	40.2%	5.5%	11,725,500	0.06	
3,413,526	83.2%	3,335,694	85.7%	3,201,173	0.07	OPERATING REVENUES	25,450,476	82.0%	24,324,580	82.9%	4.6%	24,423,274	0.04	

**Port Authority of Guam
Income Statement
With Budget Comparison (Unaudited)
08 Months Ending 5/31/15**

Current Month Actual	%	Last Year Actual	%	Budget	%	Chng	NON OPERATING REVENUES FACILITIES	Year to Date Actual	%	Last Year to Date Actual	%	Chng	Budget	%
107,369	2.6%	96,487	2.5%	95,177	0.13	0.13	FACILITIES USAGE MOBIL	820,371	2.6%	763,481	2.6%	7.5%	761,416	0.08
217,907	5.3%	90,046	2.3%	209,653	0.04	0.04	FACILITIES USAGE TRISTAR	1,743,244	5.6%	1,809,214	6.2%	-3.6%	1,677,224	0.04
95,626	0.0%	23,820	0.6%	1,985	(1.00)	(1.00)	FACILITIES USAGE-CEMENT THRUPUT	23,820	0.1%	23,820	0.1%	0.0%	15,880	0.50
92,105	2.3%	92,466	2.4%	103,710	(0.08)	(0.08)	FACILITIES USAGE SPACE RENTAL	772,379	2.5%	754,253	2.6%	2.4%	829,680	(0.07)
5,632	0.1%	92,105	2.4%	92,105	(0.00)	(0.00)	FACILITIES LEASE INCOME	592,260	1.7%	578,629	2.0%	-8.0%	736,840	(0.28)
3,505	0.1%	5,638	0.1%	5,638	(0.00)	(0.00)	FACILITIES COMMON AREA MAINTENANCE FEE	45,053	0.1%	45,105	0.2%	-0.1%	45,104	(0.00)
16,525	0.0%	3,288	0.1%	3,207	0.09	0.09	FACILITIES SECURITY SURCHARGE RENTAL	29,051	0.1%	25,654	0.1%	13.2%	25,656	0.13
3,931	0.4%	20,058	0.5%	12,246	(1.00)	(1.00)	WATER & LANDSIDE ACTIVITIES	425	0.0%	5,250	0.0%	0.0%	5,248	(0.92)
109,185	0.1%	6,133	0.2%	4,430	(0.11)	(0.11)	MARINA REVENUES	127,272	0.4%	152,557	0.5%	-16.6%	97,968	0.30
651,784	2.7%	101,023	2.6%	58,333	0.87	0.87	HARBOR OF REFUGE	33,595	0.1%	35,443	0.1%	-5.2%	35,440	(0.05)
							DEMURRAGE	1,259,205	4.1%	627,874	2.1%	100.6%	466,664	1.70
							FACILITIES							
							OTHER FEES & SERVICES							
50	0.0%		0.0%		-	-	CLAIMS FEE	50	0.0%		0.0%	0.0%		-
	0.0%		0.0%		-	-	BULK SCRAP		0.0%	13,873	0.0%	-100.0%		-
	0.0%		0.0%		-	-	MATERIAL USED		0.0%		0.0%	0.0%		-
15,038	0.4%	1,816	0.0%	2,618	4.74	4.74	PASSENGER SERVICE	25,420	0.1%	31,417	0.1%	-19.1%	20,944	0.21
11,458	0.3%	8,526	0.2%	1,655	(0.12)	(0.12)	BUNKER	17,656	0.1%	13,239	0.0%	33.4%	13,240	0.33
8,754	0.2%	12,695	0.3%	22,749	(0.52)	(0.52)	SPECIAL SERVICES	88,102	0.3%	75,802	0.3%	16.2%	181,992	(0.52)
					-	-	ELECTRICAL POWER	82,242	0.3%	106,193	0.4%	-22.6%		-
36,321	0.9%	23,037	0.6%	27,022	0.34	0.34	OTHER FEES & SERVICES	213,470	0.7%	240,524	0.8%	-11.2%	216,176	(0.01)
1,095	0.0%	2,177	0.1%	643	0.70	0.70	ADMINISTRATIVE FEES & SERVICES	4,550	0.0%	18,565	0.1%	-75.5%	5,144	(0.12)
							REIMBURSEMENTS							
	0.0%		0.0%		(1.00)	(1.00)	FEDERAL REIMBURSEMENT		0.0%	(49,314)	-0.2%	-100.0%	92,940	(1.00)
	0.0%		0.0%		-	-	EARTHQUAKE INSURANCE		0.0%		0.0%	0.0%		-
	0.0%		0.0%		-	-	TYPHOON INSURANCE		0.0%		0.0%	0.0%		-
	0.0%		0.0%		-	-	OTHER REIMBURSEMENT		0.0%		0.0%	0.0%		-
	0.0%		0.0%		-	-	REVENUE MINIMUM CHARGE		0.0%	2	0.0%	-100.0%		-
0	0.0%	0	0.0%	32,355	(1.00)	(1.00)	REIMBURSEMENTS	0	0.0%	(49,312)	-0.2%	-100.0%	92,940	(1.00)
689,200	16.8%	556,278	14.3%	647,160	0.06	0.06	NON OPERATING REVENUES	5,604,695	18.0%	5,031,057	17.1%	11.4%	5,011,380	0.12
4,102,726	100.0%	3,891,973	100.0%	3,848,333	0.07	0.07	TOTAL REVENUES	31,055,171	100.0%	29,355,637	100.0%	5.8%	29,434,654	0.06

Port Authority of Guam
Income Statement
With Budget Comparison (Unaudited)
08 Months Ending 5/31/15

Current Month	%	Last Year		Budget	Chng	%	Year to Date	%	Last Year to Date		%	Chng	Budget	%
		Actual	%						Actual	%				
911,078	22.2%	760,691	19.5%	(145,871)	(7.25)	OPERATING INCOME (LOSS)	7,227,010	23.3%	4,419,019	15.1%	63.5%	96,218	74.11	
						OTHER INCOME (EXPENSE)								
(855)	0.0%	(0)	0.0%		-	Other Income & Expense		0.0	0.0					-
	0.0%		0.0%		-	Other Income		0.0%	0.0%					-
	0.0%		0.0%		-	Interest Income		0.0%	0.0%					-
	0.0%		0.0%		-	Interest Income		0.0%	0.0%					-
7,720	0.2%	4,579	0.1%	21,725	(0.64)	Interest Income	782,637	2.5%	349,777	1.2%	123.8%	173,800	3.50	
(72,121)	-1.8%	(68,818)	-1.8%	(106,212)	(0.32)	Interest Expense-USDA	(549,792)	-1.8%	(578,975)	-2.0%	-5.0%	(848,784)	(0.35)	
	0.0%		0.0%	(1,917)	(1.00)	Other Expense	39,435	0.1%	(22,181)	-0.1%	-277.8%	(15,336)	(3.57)	
(234,284)	-5.7%	(266,675)	-6.9%	(205,263)	0.14	Retirement Govt Contribution	(1,871,902)	-6.0%	(1,570,970)	-5.4%	19.2%	(1,642,104)	0.14	
59,724	1.5%	1,023,879	26.3%	680,168	-	Federal Reimbursement	2,568,267	8.3%	3,248,785	11.1%	-20.9%	1,360,336	(0.45)	
(210)	0.0%	(20,807)	-0.5%	(33,132)	(0.99)	Federal Expenses	(54,212)	-0.2%	(40,810)	-0.1%	32.8%	(99,156)	(0.80)	
	0.0%	(104,575)	-2.7%	(16,667)	(1.00)	Gain <Loss> on Asset Disposals	(26,451)	-0.1%	(265,705)	-0.9%	-90.0%	(133,336)	(0.80)	
(240,026)	-5.9%	567,582	14.6%	338,702	(1.71)	Other Income & Expense	887,983	2.9%	1,119,921	3.8%	-20.7%	(1,204,580)	(1.74)	
(240,026)	-5.9%	567,582	14.6%	338,702	(1.71)	OTHER INCOME (EXPENSE)	887,983	2.9%	1,119,921	3.8%	-20.7%	(1,204,580)	(1.74)	
671,051	16.4%	1,328,273	34.1%	192,831	2.48	NET INCOME (LOSS)	8,114,993	26.1%	5,538,940	18.9%	46.5%	(1,108,362)	(8.32)	

Aging Summary Report
As of May 31, 2015

Account Number	Customer Name	Balance Open	Current	Days Aging					Last Paid Amount	Date	Remarks
				Over 30	Over 60	Over 90	Over 120				
14526	Cementon Micronesia, LLC	\$459,951.55	\$2,965.63	\$26,925.20	\$2,965.63	\$6,215.09	\$420,880.00	\$59,541.00	6/8/2015	Agreement in place. Monthly review Spoke with Annie on 6/26/15 about the letter to the GM. They are awaiting for Joann to get back to them re: disputes	
7350	Consolidated Transportation	\$868,463.81	\$558,348.88	\$26.01	\$42.71	\$516.40	\$309,529.81	\$98,278.69	6/22/2015	Emailed Geri and Rolly to follow up on outstanding invoices and applying credits to account. 6/23/15	
7376	Matson Navigation Co.	\$3,192,015.24	\$3,016,847.24	\$7,026.38	\$7,040.94	\$2,202.76	\$158,897.92			Payments coming in consistently and is being monitored	
7413	Seabridge Inc.	\$120,228.12	\$12,315.86	\$390.27	\$1,412.79		\$106,109.20	\$25,938.81	5/26/2015	Joann Sent an email to give us a contact number and name of the person we can contact re: payment	
10225	Mobil Oil Guam, Inc.	\$132,611.32	\$42,751.11				\$89,860.21	\$93,707.51	6/18/2015		
14405	KVOG Broadcasting/MCS, LLC	\$79,759.83	\$158.03	\$1,149.96	\$1,125.12	\$1,241.80	\$76,084.92	\$45.36	11/14/2012		
7106	Shell Guam, Inc.	\$79,950.00		\$1,950.00	\$1,950.00	\$1,950.00	\$74,100.00	\$1,950.00	11/4/2011	Pending agreement with Legal for transfer. Still waiting for electrical to send us their findings. Emailed Ken, but he has not responded.	
7384	Marianas Steamship Agencies	\$704,774.43	\$630,513.27	\$545.95	\$6,841.53	\$2,741.56	\$64,132.12	\$429.74	6/24/2015	Payments coming in consistently and is being monitored	
7368	Cabras Marine Corp	\$35,370.69	-\$40,481.51	\$8,494.41	\$5,990.42	\$1,839.41	\$59,527.96	\$20,015.60	6/5/2015	Emailed Commercial to see if the credit of \$12,066.00 can be applied. I also emailed Jake about outstanding invoices that needs to be paid. 6/26/15	
13044	Smithbridge Guam, Inc.	\$32,261.07	-\$16,030.43	\$6,463.51	\$1,412.89		\$40,415.10	\$24,502.81	3/23/2015	Bankruptcy letter	
7931	International Bridge Corp.	\$36,909.47					\$36,909.47	\$5,000.00	7/14/2011	With Collections	
8547	Sun Bay Corp./Jan Z's Lounge	\$31,411.77					\$31,411.77				
9611	Ziskovsky, Michael J./Jan	\$18,955.53					\$18,955.53				
14171	Norton Lilly International	\$23,487.71	\$3,294.71	\$351.48	\$2,916.06	\$246.33	\$16,679.13	\$3,479.04	6/26/2015	Met with Emy on 5/28/15 to discuss concerns	
12400	Renolith Resources	\$16,567.00					\$16,567.00	\$1,342.30	12/5/2012	With Collections	
14602	JRC Maritime Services	\$16,050.00					\$16,050.00	\$945.24	8/28/2014	that they are no longer in business	
14967	Polaris Guam LLC/Wu, John	\$9,232.77					\$9,232.77	\$2,121.13	7/19/2013	with collection	
15122	Global Un Salvage Inc.	\$5,955.76					\$5,955.76	\$13,247.74	10/22/2013	with collection	

Account Number	Customer Name	Balance Open	Current	Days Aging					Last Paid Amount	Date	Remarks
				Over 30	Over 60	Over 90	Over 120				
8475	Sanko Bussan (Guam) Co, Lt	\$3,329.76	-\$3,994.82	\$1,826.04			\$5,498.54	\$6,066.27	6/19/2015	Waiting to set a meeting with them to settle their concerns	
14161	Isla Trucking	\$7,653.79	\$327.55	\$535.50	\$685.56	\$774.22	\$5,330.96	\$483.00	6/9/2015	Sent commercial an email suggesting to terminate their lease.	
13202	Department of Administration	\$90,189.03	\$3,147.63	\$82,210.65			\$4,830.75	\$74,355.71	6/12/2015		
14797	Santiago, Arsenio A.	\$5,808.82	\$224.91	\$899.64			\$4,684.27	\$100.00	11/5/2014	with collections	
11776	Customs and Quarantine Agency	\$5,416.40	-\$30.00	\$449.28	\$449.28		\$4,547.84	\$1,797.12	6/8/2015		
14283	Brand, Inc.	\$8,087.90	\$359.45	\$1,111.00	\$1,111.00	\$1,314.27	\$4,192.18	\$2,222.00	6/24/2015	Spoke with Bob Cruz about bringing account current. He said he will be making payments to clear account.	
14610	U.S. Department of Homeland Se	\$6,765.70	\$3,081.08				\$3,684.62	\$3,081.08	6/8/2015		
14542	Heavy Equipment Rental Opt	\$6,925.41	\$1,287.44	\$458.80	\$1,084.00	\$426.19	\$3,668.98	\$95.36	6/24/2015	Met with Roger on Friday 6/26/15 he agrees to make payment toward past due invoices in a timely matter.	
13121	Tidewater Distributors Inc	\$4,284.82	\$931.50				\$3,353.32			Final Letter sent. Forward to commercial to send termination letter	
14535	Young, Dione & Jerry	\$5,145.91	\$266.63	\$1,556.52	\$25.00	\$48.43	\$3,249.33	\$190.00	6/1/2015		
14778	P&E Holding LLC	-\$278,095.72	-\$281,985.32	\$790.13		\$0.01	\$3,099.46	\$1,104.27	6/18/2015	Pending with Joann	
14785	Howard, Lynette/John Regis	\$3,685.50	\$162.50	\$162.50		\$325.00	\$3,035.50	\$200.00	3/21/2014	Final Notice sent. Requesting for commercial to terminate slip	
14336	Cruz, Joseph L.	\$3,141.13		\$250.61			\$2,890.52	\$250.61	5/14/2015		
14368	Tyco Electronics Subsea Co	\$552.24	-\$6,070.86		\$3,847.56		\$2,775.54	\$82.44	6/18/2015	Payments coming in on a timely matter.	
14561	Trombley, William P.	\$2,337.50					\$2,337.50	\$135.00	8/21/2012	with collections	
13727	Ross, Robert	\$2,275.00					\$2,275.00	\$137.50	5/27/2014	with collections	
14844	Global Investment Group In	\$2,221.40					\$2,221.40			with collections	
14984	Ten Bulls Corporation	\$2,166.24					\$2,166.24	\$22.57	8/8/2012	with collections	
11770	Black Construction Corpora	-\$364.27	-\$2,479.99				\$2,115.72	\$1,305.08	3/23/2015		
10081	landolt, Callum L.	\$2,831.30	\$150.00	\$600.00			\$2,081.30	\$303.00	10/15/2013		
9814	Fentress, Michael D.	\$2,642.50	\$162.50	\$137.50		\$275.00	\$2,067.50	\$300.00	5/22/2015	Called and spoke with his wife. They will be making a payment. Sent an email to commercial to send the a termination letter.	
14382	Sepey, Ulysess Y.	\$2,266.25	\$137.50	\$137.50		\$275.00	\$1,716.25	\$140.00	10/9/2014	with Collections	

Account Number	Customer Name	Balance Open	Current	Days Aging					Last Paid Amount	Date	Remarks
				Over 30	Over 60	Over 90	Over 120				
7923	Inchcape Shipping Services	\$22,723.88	\$20,660.43		\$10.51	\$354.46	\$1,698.48	\$4,799.74	6/24/2015	Still working with contacts here at the Guam office to settle the outstanding interest that are past due	
13158	Thompson, Michael J.	\$1,596.35					\$1,596.35	\$50.00	6/18/2015	with collections	
14868	Le, Hien Van	\$1,237.50					\$1,237.50	\$137.50	2/14/2012	with collections	
14575	Twillgear, Rosco Dean	\$947.17		\$25.00		\$25.00	\$897.17	\$140.00	6/23/2015	Made a recent payment	
15097	Junsay, Lowell B.	\$863.25					\$863.25	\$1,000.00	6/23/2014	with collections	
14815	Rutiki, Siso	\$787.50					\$787.50	\$200.00	8/22/2013	with collections	
14560	Poll, Pederro H.	\$746.25					\$746.25	\$10.00	4/22/2009	with collections Left a message with his wife. A check was mailed in	
10621	Perez, Thomas L.G.	\$1,020.33	\$80.00			\$25.00	\$570.33	\$520.33	6/10/2015		
15051	Isla Fishing & Diving, Inc	\$560.00					\$560.00	\$457.00	7/3/2014	suggest to send to collections	
15091	Helgenberger, Patrick	\$550.00					\$550.00	\$137.50	7/2/2013	with collections	
15210	RAUKIULUPIY, CECILIO	\$525.00					\$525.00	\$300.00	1/9/2015		
11848	Fantessa Charters/Velez, A	\$1,196.27	\$236.87		\$212.20	\$25.00	\$510.00	\$200.00	5/26/2015	He promised to make a payment in July. Will follow up	
14849	Triad International	\$471.00					\$471.00	\$140.00	4/3/2012	with collections	
14755	Marsono, Markus	\$405.50					\$405.50	\$50.00	9/11/2012	with collections	
14922	Jack Michael	\$435.00				\$25.00	\$385.00	\$415.00	6/22/2015	Payment made bal. \$20.00	
14821	Searunner Marine Inc.	\$395.00			\$25.00		\$370.00	\$42.50	4/2/2015		
14438	Geneveux, Michael	\$177.00	-\$180.50				\$357.50	\$137.50	8/11/2014	with collections	
14597	Topasna, Juan JP	\$348.98					\$348.98	\$15.00	1/29/2014	with collections	
14923	Shotguns	\$535.00			\$255.00		\$285.00	\$1,130.00	6/8/2015	Made recent payment	
14622	Singens, Singeo I.	\$762.50	\$137.50		\$137.50	\$25.00	\$187.50	\$250.00	3/5/2015	Recent fact sheet submitted. Inactive Made recent payment. He has a dispute with	
9638	Asnuvao Community School	\$371.50	\$209.00				\$162.50	\$247.00	6/25/2015	7/14 payment	
15040	Tyquengco, Joseph T.	-\$112.50	-\$275.00				\$162.50	\$412.50	3/31/2015		
11756	V.Angoco's Trucking	\$27.40					\$90.46				
15085	Designer's Focus Inc.	\$71.55					\$71.55	\$905.92	6/8/2015		
14197	Parsons Brinckerhoff Inter	-\$50.00	-\$100.00				\$50.00	\$40.00	9/12/2014		
12293	Bradford, William W.	\$27.50					\$27.50	\$165.00	6/25/2014	with collection	
14852	Able Construction	\$27.46					\$27.46	\$126.06	11/8/2011		
14429	Weilbacher, Walden	\$225.00	\$50.00		\$50.00	\$100.00	\$25.00	\$50.00	1/22/2015	Made a payment of \$200.00 6/29/15	

Account Number	Customer Name	Balance Open	Current	Days Aging					Last Paid Amount	Date	Remarks	
				Over 30	Over 60	Over 90	Over 120					
14907	Tatano, John	-\$34.00	-\$84.00									
15103	Collier, Ernest	\$75.00	\$25.00	\$25.00			\$25.00	\$25.00	\$126.00	4/15/2015		
13527	Hafu, John R.	\$245.00	\$220.00					\$25.00	\$300.00	5/8/2015		
13653	Yu, Niko K.	-\$30.00	-\$55.00					\$25.00	\$165.00	4/14/2015	Late notice sent out	
14968	Nguyen, Hoa Van	-\$560.00	-\$585.00					\$25.00	\$255.00	1/12/2015		
14576	Waterfield, Michael	\$25.00						\$25.00	\$265.00	1/13/2015		
14364	P.S.V. Corp./Joo, Gi Bum	\$8,243.94	\$753.00	\$5,689.99	\$1,696.38	\$83.00	\$21.57	\$20.18	\$102.86	11/4/2014		
7878	Guam Response Services, Lt	\$5,136.28		\$5,116.10			\$20.18	\$20.00	\$4,461.81	4/1/2015		
15052	DENOVO VENTURES, LLC	\$20.00							\$3,955.15	6/22/2015		
14537	Fredrick, Bruce & Dianne	\$758.63	\$150.00	\$150.00		\$458.63			\$520.00	2/12/2015	continuing to send SOA	
14384	Auto Marine Inc.	\$1,713.16	\$237.95	\$524.79	\$524.79	\$425.63			\$2,227.29	5/29/2015	Made a payment on 6/29/15 of \$770.00	
14126	Margarita Charters	\$1,391.00	\$695.50		\$510.00	\$185.50			\$695.50	6/19/2015	Emailed commercial to send a termination letter	
15099	Williams, Michael E.	-\$287.50	-\$345.47			\$57.97			\$150.00	6/5/2015		
13641	M.A.Y. (Guam) Inc.	\$617.60	\$366.43	\$408.68		\$42.49			\$1,311.72	5/26/2015	Payments are being made to catch up	
9620	Alupang Beach Club	\$855.25	\$830.25			\$25.00			\$898.26	6/25/2015		
14485	Rains, Julian T.	\$185.00	\$160.00			\$25.00			\$250.00	5/27/2015		
13476	Isla Maritime Agency		-\$1,254.87		\$1,254.87				\$1,717.24	4/3/2015		
10743	Poppe, Edward/FISH INC	\$185.00	\$80.00	\$80.00					\$240.00	3/26/2015	Left a message with his wife to call me 6/26/15	
14436	John C. Aguon/Myung J. Par	\$75.00	\$50.00		\$25.00				\$200.00	3/10/2015		
9742	Duenas, Christopher M.	-\$25.00	-\$50.00		\$25.00				\$300.00	3/11/2015		
14381	Apra Dive & Marine Sports,	\$2,980.73	\$518.38	\$2,462.35					\$1,000.00	6/15/2015		
15240	AVANTI MARINE SPORTS	\$1,874.25	\$1,874.25						\$3,748.50	5/22/2015		
14061	AR Sunriser Canteen	\$648.41	\$14.38	\$634.03					\$660.91	5/21/2015	2nd notice sent	
14124	Guam Fire Department	\$160.00	\$80.00	\$80.00					\$240.00	6/12/2015		
13537	Wang, Jackey	\$1,311.23	\$1,270.50	\$40.73					\$5,205.95	4/3/2015		
15205	RIDLON, DANIELA	\$80.00	\$40.00	\$40.00					\$120.00	6/10/2015		
14453	Paradis, Guy R.	\$162.50	\$137.50	\$25.00					\$685.00	6/9/2015		
12373	Belghley, Jim/Mark Baldyga	-\$325.00	-\$350.00	\$25.00					\$25.00	6/1/2015		
14331	Frickel, Charles	\$25.00		\$25.00					\$224.56	11/18/2014		
13536	Guam Lucky Strike, Inc.	\$111.85	\$87.50	\$24.35					\$437.50	8/26/2014		
14642	Tristar Terminals Guam, Inc	\$252,674.40	\$252,674.40						\$105,740.81	6/1/2015		

Account Number	Customer Name	Balance Open	Current	Days Aging				Last Paid Amount	Date	Remarks
				Over 30	Over 60	Over 90	Over 120			
14122	Global Recycling Center	-\$85.56	-\$85.56					\$85.56	3/15/2013	
1849	VAN METER, LESTER M.	-\$90.00	-\$90.00					\$90.00	5/21/2015	
14911	Royal Cargo Guam, LLC	-\$95.36	-\$95.36					\$95.36	11/21/2014	
14582	Packbier, Paul E.R.	-\$100.00	-\$100.00					\$600.00	1/21/2015	
15147	Herring, Jeremy T.	-\$112.50	-\$112.50					\$1,200.00	12/18/2014	
12397	Cruz, John R.	-\$120.00	-\$120.00					\$160.00	4/27/2015	
15166	Jenkins, David	-\$125.00	-\$125.00					\$125.00	7/3/2014	
12335	Liberty, Lawrence D / Sand	-\$137.50	-\$137.50					\$412.50	4/1/2015	
14150	PIER, KENNETH	-\$137.50	-\$137.50					\$275.00	4/20/2015	
14521	Williams, Michael B.	-\$137.50	-\$137.50					\$137.50	8/26/2014	
14987	Smith, Brian J.	-\$137.50	-\$137.50					\$137.50	5/29/2015	
15248	MAX HIDEO OJIMA	-\$150.00	-\$150.00					\$150.00	6/19/2015	
14776	MARAD	-\$169.45	-\$169.45					\$34,271.66	11/30/2011	
10217	Mars, Thomas Z.	-\$173.26	-\$173.26					\$137.50	6/23/2015	
9777	Eads, John	-\$175.00	-\$175.00					\$525.00	6/19/2015	
12408	Marianas Yacht Club	-\$200.00	-\$200.00					\$100.00	2/16/2015	
15120	Aguon, Paul S. N.	-\$211.55	-\$211.55					\$180.00	3/31/2015	
11775	Charles Marine Sports Club	-\$247.20	-\$247.20					\$1,445.85	6/4/2015	
14503	Fox, Norman	-\$252.92	-\$252.92					\$137.50	4/14/2015	
15054	Denman, Peter	-\$275.00	-\$275.00					\$137.50	2/10/2015	
9697	Camacho, Antonio Frank C.	-\$280.00	-\$280.00					\$480.00	1/22/2015	
15259	Cruz, Jerel	-\$280.00	-\$280.00					\$720.00	2/20/2015	
14443	Moritz, Lance	-\$300.00	-\$300.00					\$450.00	5/29/2015	
15152	SUNNY SIDE UP GUAM INC.	-\$302.50	-\$302.50					\$907.50	6/2/2015	
13191	Paul SN. Aguon	-\$308.60	-\$308.60					\$200.00	5/21/2015	
9849	Flores, William A.	-\$350.00	-\$350.00					\$600.00	11/21/2014	
12394	Wong, Billy	-\$350.00	-\$350.00					\$300.00	5/13/2015	
12851	Eric Bell	-\$350.00	-\$350.00					\$600.00	2/4/2015	
13545	Perez, Vincent T/Vern Per	-\$350.00	-\$350.00					\$600.00	1/8/2015	
15290	Murrell, Robert Dan	-\$350.00	-\$350.00					\$500.00	2/27/2015	
8352	Paradise Agua Corp.	-\$385.56	-\$385.56					\$385.56	5/29/2015	
13089	Guam Fisherman's Cooperation	-\$400.00	-\$400.00					\$600.00	1/28/2015	

Account Number	Customer Name	Balance Open	Current	Days Aging					Last Paid Amount	Date	Remarks
				Over 30	Over 60	Over 90	Over 120				
11764	American Bureau of Shipping	-\$405.37	-\$405.37						\$640.49	5/29/2015	
15227	Sager, Randy G.	-\$412.50	-\$412.50						\$550.00	4/7/2015	
9401	Tasi Tours Inc.	-\$423.05	-\$423.05						\$933.05	6/25/2015	
14290	DGX	-\$471.08	-\$471.08						\$374.85	6/19/2015	
9540	Unitek Environmental Svcs	-\$479.84	-\$479.84						\$500.00	6/23/2015	
10778	Real World Diving	-\$554.33	-\$554.33						\$20.25	5/26/2015	
14210	Kaneshiro, Roger J, D.D.S	-\$560.00	-\$560.00						\$960.00	1/16/2015	
9822	Osakana Cruise, Inc/Fish Eye	-\$744.42	-\$744.42						\$510.00	6/1/2015	
1487	Guam Federation of Teacher	-\$859.00	-\$859.00								
8483	Scuba Company	-\$2,261.25	-\$2,261.25						\$506.25	6/8/2015	
9208	Marinas Telecommunication	-\$3,385.24	-\$3,385.24								
13030	South Pacific Petroleum Co	-\$29,005.08	-\$29,005.08						\$29,742.00	6/18/2015	
12511	Hanson Permanente Cement o	-\$306,558.98	-\$306,558.98						\$172,000.00	3/4/2015	
	TOTAL	\$5,951,449.69	\$4,085,645.07	\$162,748.81	\$43,022.04	\$22,761.35	\$1,637,272.42				

Total Assets	Amount Current	Last Month End	Amount Last Year End	Change This Month	Change This Year
Current Assets					
Cash on Hand	2,000.00	2,000.00	2,000.00		
Petty Cash Fund	1,100.00	1,100.00	1,100.00		
Cashier Change Fund					
Cash on Hand	2,100.00	2,100.00	2,100.00		
Incentive Award Fund					
First Hawaiian Bank-Incentive					
Incentive Award Fund					
Cash in Bank					
First Hawaiian Bank	4,322,347.79	3,863,258.55	2,014,378.69	459,089.24	2,307,969.10
Bank of Guam					
Bank of Hawaii	2,471,033.13	1,990,069.41	2,465,795.00	480,963.72	5,228.13
Citizen Security Bank	6,793,380.92	5,853,327.96	4,480,173.69	940,052.96	2,313,207.23
Cash in Bank					
Short Term Investments					
Bank of Guam	14,014,961.50	14,358,697.05	10,581,562.20	343,735.55	3,433,399.30
Citizen's Security Bank					
First Hawaiian Bank					
Bank Pacific					
Bank of Hawaii					
Oceanic Bank					
Gov Guam Employees Fed CU					
Short Term Investments	14,014,961.50	14,358,697.05	10,581,562.20	343,735.55	3,433,399.30
Account Receivable-Trade (Net)	5,907,109.58	6,150,921.64	8,652,351.41	243,812.06	2,745,251.83
Accounts Receivable-Trade Allow for Uncollectible Acct. A/R-Clearing Account	849,438.83	849,438.83	849,438.83		
Account Receivable-Trade (Net)	5,057,670.75	5,301,482.81	7,802,922.58	243,812.06	2,745,251.83
Accounts Receivable-Other					
Accounts Receivable-Other	6,046.43	6,046.43	18,246.14		12,199.71
Accounts Receivable-DOA					
Accounts Receivable-EMPLOYEE					
Accounts Receivable-FINRA/Relmb					
Accounts Receivable-GEDA/Casam	64,350.00	64,350.00	300,979.77		236,629.77
Accounts Receivable-Other					
Accounts Receivable-Ins Procees					
Accounts Receivable-Other	70,396.43	70,396.43	319,225.91		248,829.48
Marina Receivables					
Accounts Receivable-Aggt Marina	23,322.27	24,022.33	26,454.32	700.06	3,132.05
Accounts Receivable-GDP Marina	6,262.00	5,923.30	7,659.01	1,045.30	690.01
Accounts Receivable-Harbor of	14,565.69	14,813.65	12,447.92	247.96	2,117.77

	Amount Current	Amount Last Month End	Amount Last Year End	Change This Month	Change This Year
Marina Receivables	44,856.96	44,759.48	46,561.25	97.48	1,704.29-
Interest Receivables					
Bank of Guam					
Bank of Hawaii					
BankPacific					
CitiBank					
Citizens Security Bank					
First Hawaiian Bank					
GovGuam Emp. Fed. Credit Union					
Oceanic Bank					
Other					
Interest Receivables					
Prepaid Expenses	547,160.95	748,951.19	20,124.65	201,790.24-	547,160.95
Prepaid Insurance	430,079.73	537,385.99	20,124.65	107,306.26-	409,955.08
Prepaid Expenses	977,240.68	1,286,337.18	20,124.65	309,096.50-	957,116.03
Deferred Expenses					
Deferred Geda Addendum I/Lease					
Credit Note Reimbursement					
Deferred Expenses					
Current Assets	26,960,607.24	26,917,100.91	23,252,670.28	43,506.33	3,707,936.96
Non Current Assets					
Long Term Receivable	2,258,190.48	2,258,190.48	2,258,190.48		
Long Term Receivable-DOA	1,490,449.90	1,490,449.90	1,490,449.90		
Long Term Receivable-Geda	3,748,640.38	3,748,640.38	3,748,640.38		
Allow For Uncollectible I/R A/R					
Long Term Receivable					
Gas, Oil and Diesel Inventory	8,182.70	105.38	116.26	8,077.32-	8,066.44
Supplies Inventory	184,987.26	213,734.04	210,077.67	28,746.78-	25,090.71-
Contra-Asset Inventory Adj.	1,676.68	1,676.68	1,676.68		
Allowance for Obsolescence	82,401.32	97,722.92	97,722.92	15,321.60	15,321.60
Inventory for Survey					
Inventory	109,091.96	114,439.82	110,794.63	5,347.86-	1,702.67-
Work In Progress					
Const Work in Progr-Local	2,383,273.10	2,383,273.10	821,583.56	13,445.00	1,561,689.54
Const Work in Progr-Federal	13,660,711.82	13,648,266.82	11,762,051.42		1,878,660.33
Const Work in Progr-FMF	408,671.26	408,671.26	122,588.22		281,083.04
Work In Progress	16,452,656.18	16,439,211.18	12,731,223.27	13,445.00	3,721,432.91
Non Current Assets	16,561,748.14	16,553,651.00	12,842,017.90	8,097.14	3,719,730.24

	Amount Current	Last Month End	Amount Year End	Change This Month	Change This Year
Property, Plant & Equipment					
Land	3,563,000.00	3,563,000.00	3,563,000.00		
Land-Cabaras	3,563,000.00	3,563,000.00	3,563,000.00		
Buildings-Original	15,744,398.10	15,744,398.10	15,744,398.10		
Buildings-Substafion Shelters	58,675,241.39	58,426,248.05	58,338,438.55	248,993.34	336,802.84
Buildings-Wharf Improvements	74,419,639.49	74,170,646.15	74,082,836.65	248,993.34	336,802.84
Buildings	15,138,064.27-	15,135,589.90-	15,120,743.68-	2,474.37-	17,320.59-
Accumulated Depreciation-Build	23,227,076.98-	23,087,456.68-	22,269,261.48-	139,620.30-	957,815.50-
AccDeprec-Buildings-Original	23,227,076.98-	23,087,456.68-	22,269,261.48-	139,620.30-	957,815.50-
AccDeprec-Buildings-Sub Shelter					
AccDeprec-Buildings-Wharf Impr					
Accumulated Depreciation-Build	38,365,141.25-	38,223,046.58-	37,390,005.16-	142,094.67-	975,136.09-
Furnishings & Equipment					
Air Tools	525,635.03	525,635.03	525,635.03		
Computations Equip	1,773,510.06	1,773,510.06	1,452,520.52	316,989.51	316,989.51
Computer Equip	20,970,916.55	20,970,916.55	20,970,916.55		
Crane Equip	1,200,372.54	1,200,372.54	1,143,219.47	57,129.07	57,129.07
Furnishings & Office Equip	1,023,471.00	1,023,471.00	1,023,471.00		
Forklift Equip	3,159,917.31	3,159,917.31	3,159,917.31		
Gantry & Relocation Cost	180,109.72	180,109.72	180,109.72		
Generator Sets	8,109.72	8,109.72	8,109.72		
Hand Tools	6,999.00	6,999.00	6,999.00		
Load & Unload Equip	985,174.47	985,174.47	874.11	2,505.00	851.62-
Mowing Equip	8,874.11	8,874.11	8,874.11		
Other Equip	228,547.41	226,042.41	229,389.97	2,505.00	1,115,922.53
Power Tools	1,627,211.53	1,627,211.53	1,511,289.70	33,500.00	1,115,922.53
Safety Equip	1,627,211.53	1,627,211.53	1,511,289.70	33,500.00	1,115,922.53
Shop Equip	33,317,665.70	33,281,660.70	31,821,479.21	36,005.00	1,496,186.49
Tractors					
Vehicles & Motor Equip					
Furnishings & Equipment					
Accumulated Depreciation-Furni					
AccDeprec-Air Tools	325,432.00-	319,657.50-	282,340.50-	6,154.50-	43,081.50-
AccDeprec-Computations Eqt.	923,507.81-	896,657.25-	842,091.50-	129,730.42-	68,919.31-
AccDeprec-Computer Equip	6,625,268.84-	6,440,528.25-	5,253,091.71-	129,730.42-	1,083,177.13-
AccDeprec-Crane Equip	373,326.78-	357,598.16-	329,921.40-	47,728.22-	83,293.32-
AccDeprec-Furnishings & Office	733,641.69-	725,975.73-	629,921.97-	7,669.96-	53,689.72-
AccDeprec-Forklift Equip	3,159,917.31-	3,159,917.31-	3,110,937.78-	999.98-	6,999.86-
AccAmbort-Gantry & Relocation C	117,939.64-	116,699.64-	110,109.72-		
AccDeprec-Generator Sets	8,109.72-	8,109.72-	8,109.72-		
AccDeprec-Hand Tools					
AccDeprec-Load & Unload Equip					
AccDeprec-Mowing Equip	798,349.95-	790,733.04-	740,956.46-	7,632.67-	57,408.97-
AccDeprec-Other Equip	7,217.51-	7,166.28-	6,641.17-	7,632.67-	57,408.97-
AccDeprec-Power Tools					

	Amount Current	Last Month End	Amount Last Year End	Change This Month	Change This Year
AccDeprec-Safety Equip	160,061.44-	159,445.74-	171,066.18-	615.70-	11,004.74-
AccDeprec-Shop Equip	1,073,797.20-	1,060,306.37-	1,179,261.39-	13,490.83-	94,435.81-
AccDeprec-Tractors & Motor Equ	528,464.97	541,614.46	430,426.82-	13,149.49-	956,891.82
Accumulated Depreciation-Furni	13,780,539.65-	13,531,339.99-	13,250,507.94-	249,199.66-	530,031.71-
Capital Leases					
Capital Leases					
Accumulated Amortization-Capit					
Accumort-Capital Leases					
Accumulated Amortization-Capit					
Property, Plant & Equipment	59,154,624.29	59,260,920.28	58,826,802.76	106,295.99-	327,821.53
Total Assets	102,676,979.67	102,731,672.19	94,921,490.94	54,692.52-	7,755,488.73
Total Liabilities & Capital					
Current Liabilities					
Accounts Payable	603,308.49	574,890.71	1,598,257.25	28,417.78-	994,948.76-
Accounts Payable Custom					
Accounts Payable GSA					
Accounts Payable Others	676,407.59	1,535,282.42	1,033,902.84	858,874.83-	357,995.25-
Accounts Payable Trade					
Received Not Vouchered	874.00	874.00			874.00
Accounts Payable	1,280,590.08	2,111,047.13	2,632,160.09	830,457.05-	1,351,570.01-
Current Loan Payable					
Current ANZ (USDA) Loan Payabl	63,726.76	79,209.37	187,636.95	15,482.61-	123,910.19-
CU ANZ (USDA) 12M Loan Payabl	188,944.47	237,135.33	561,590.86	48,190.88-	372,846.49-
CU BOG 10M SLE Loan Payable					
Current Loan Payable	252,671.23	316,344.70	749,227.91	63,673.47-	496,556.68-
Due to Public Utilities					
Due to GPA					
Due to GTA					
Due to GWA					
Due to Public Utilities					
Accrued Interest Payable			18,285.60		18,285.60-
Accrued Interest Payable			18,285.60		18,285.60-
Accrued Interest Payable					
Deferred Revenues - GEDA	61,769.01-	61,769.01-	61,769.01-		29,076.87-
Deferred Revenues -Leases	105,718.75	105,718.75	134,793.82		

	Amount Current	Last Month Amount End	Last Year Amount End	Change This Month	Change This Year
Deferred Revenues	43,949.74	43,949.74	307,043.17		263,093.43-
Deferred Revenues - Marinas			227,043.29		6,973.27-
Accrued Expenses	1,723,365.51	1,349,530.13	1,196,250.91	128,549.57	289,187.65
Accrued Payroll	1,351,167.89	594,816.94	434,177.86	1,637.76	154,916.98
Accrued Vacation Pay-Current					
Accrued Vacation Pay					
Accrued Earthquake Cost					
Accrued Cola/Supplemental					
Accrued Typhoon Cost					
Accrued Medicare Tax					
Accrued Federal Grant					
Employee Insurance Payables	9,676.80	9,043.48	4,661.67	533.32	5,015.13
Withholding Tax Payable	287,962.23	250,697.64	196,233.23	37,264.59	91,729.00
Credit Union					
Accrued Miscellaneous Deductio					
Accrued Death & Disability Ins					
Retirement Contributions					
Deferred Compensation Plan Pay					
Accrued Expenses	2,372,172.43	2,204,088.19	1,831,323.67	168,084.24	540,848.76
Security Deposits					
Security Deposits - Space Leas	91,484.78	91,484.78	91,025.78	302.50	459.00
Security Deposits - Marinas	24,577.40	24,274.90	24,117.40	302.50	460.00
Security Deposits	116,062.18	115,759.68	115,143.18	302.50	919.00
Capital Lease Obligations- Cur					
Capital Lease Obligations- Cur					
Other Current Liabilities					
Reserve Shortage/Property Dama					
Lease Payable - GEDA					
Other Current Liabilities					
Current Liabilities	4,065,445.66	4,791,189.44	5,653,183.62	725,743.78-	1,587,737.96-
Non Current Liabilities					
Long Term Accrued Expenses	45,329,045.00	45,329,045.00	216,405.91		45,329,045.00
Undunded Retirement Contributi	216,405.91	216,405.91	216,405.91		
Accrued Vacation Pay-Long Term	1,330,653.83	1,330,653.83	1,330,653.83		
Accrued Sick Live(IDC)-Long Term					
Long Term Accrued Expenses	46,876,104.74	46,876,104.74	1,547,059.74		45,329,045.00
Capital Lease Obligations					
Capital Lease Obligations					

	Amount Current	Last Month End	Amount Last Year End	Change This Month	Change This Year
Capital Lease Obligations					
Long Term Loan Payables	2,673,262.49	2,672,262.49	2,672,262.49		
IT-ANZ (USDA) Loan Payable 3.5	10,522,233.10	10,522,233.10	10,522,233.10		
IT-ANZ (USDA) Loan Payable 12M	1,228,233.29	1,228,233.29	1,228,233.29		
IT-BOG SLE Loan Payable 10M	14,426,828.88	14,426,828.88	13,198,595.59		1,228,233.29
Long Term Loan Payables	61,302,933.62	61,302,933.62	14,745,655.33		46,557,278.29
Non Current Liabilities					
Capital Contributions & Equity					
Contributions-Local Government	3,563,000.00	3,563,000.00	3,563,000.00		
Contributions-Local Government	13,483,688.19	13,483,688.19	13,483,688.19		
Contributions-Property & Equip	13,413,670.45	13,413,670.45	13,413,670.45		
Contributions-General Fund	107,000.00	107,000.00	107,000.00		
Contributions-G.E.P.A.	7,000.00	7,000.00	7,000.00		
Contributions-PAG (Portion of	17,567,358.64	17,567,358.64	17,567,358.64		
Contributions-Local Government	17,567,358.64	17,567,358.64	17,567,358.64		
Contributions-Federal Government					
Contributions-Federal Government	10,321,126.26	10,321,126.26	10,321,126.26		
Contributions-U.S. Govt Rehab	6,508,879.60	6,508,879.60	6,508,879.60		
Contributions-Economic Develop	6,508,879.60	6,508,879.60	6,508,879.60		
Contributions-U.S. Department	53,763.30	53,763.30	53,763.30		
Contributions-U.S. Govt-Fema	18,376,441.73	18,376,441.73	18,376,441.73		
Contributions-Federal Governme	18,376,441.73	18,376,441.73	18,376,441.73		
Accumulated Earnings					
Accumulated Earnings	22,375,784.01	22,375,784.01	22,952,260.99		45,329,045.00-
Accumulated Earnings (Deficit)	15,625,585.63	15,625,585.63	15,625,585.63		
Accumulated Earnings	6,750,198.38	6,750,198.38	38,578,846.62		45,329,045.00-
Net Earnings (Loss)	8,114,998.40	7,443,947.14	5.00	671,051.26	8,114,993.40
Capital Contributions & Equity	37,308,600.39	36,637,549.13	74,522,651.99	671,051.26	37,214,051.60-
Total Liabilities & Capital	102,676,979.67	102,731,672.19	94,921,490.94	54,692.52-	7,755,488.73

Port Authority of Guam
Accounts Payable Summary

Supplier Name	Phone	Co	Balance Open	Current	61	90	91	120	Agng	121	0	Over
1864 STANDAR INSURANC	971 3212091	00050	18.19									18.19
13720 Travel Bdy, Inc.	671 4722653	00050	2129.19									2129.19
17420 Treasurer of Guam		00050	160276.72									160186.72
17963 Treasurer of Guam		00050	5180.58									
17043 Tidel J Commerci	671 6468223	00050	1384.00	5180.58								
14212 Tidel J Motors	671 6426050	00050	33500.00	1384.00								
16642 Tidel Terminals	671 3682300	00050	1702.59	33500.00								
15612 Tidel Trainers Co	671 6388123 (CHRIS	00050	466.78	1216.47								486.12
12542 United Trainers Co	671 6426162 (LEROY	00050	125.00	466.78								
16223 United Trainers Co	671 6426162 (LEROY	00050	2160.00	125.00								
12247 VICTORIA PRINTING	671 643-4581/89	00050	855.00	2160.00								
11956 Workers Compensat	671 643-4581/89	00050	49283.47	855.00								40593.80
Port Authority of Guam			676407.59	239825.70	46359.52	10555.56						379666.81
Grand Total			676407.59	239825.70	46359.52	10555.56						379666.81

PORT AUTHORITY OF GUAM

Crane Surcharge					9.50%	BOG 0101-330971 50.1122.BOGCRANE	
60.5851					Sinking	Bank Bal.	
Date	Description	Amount	Balance	Remarks	Fund	Amount	Date
2/28/2015	Depreciation	(66,666.67)	595,433.97				
2/28/2015	Pola 14 Exp 70.8390	\$ (14,570.75)	580,863.22			20,984.06	2/9/2015
	Pola 16 Exp 70.8391	\$ (15,529.96)	565,333.26			26,607.94	2/23/2015
	Pola 17 Exp 70.8392	\$ (15,641.91)	549,691.35			113.13	2/28/2015
	Gantry 3	(35,063.50)	514,627.85				
2/28/2015	Reserve	\$ (34,528.93)	480,098.92				
2/28/2015	PMC	\$ (78,460.00)	401,638.92				
3/20/2015	Loan Payment	(101,426.79)	300,212.13				
3/31/2015	Revenues	\$ 498,751.09	798,963.22				
3/31/2015	Depreciation	(66,666.67)	732,296.55				
3/31/2015	Pola 14 Exp 70.8390	(98,800.04)	633,496.51				
	Pola 16 Exp 70.8391	\$ (72,098.58)	561,397.93				
	Pola 17 Exp 70.8392	\$ (75,546.16)	485,851.77				
	Gantry 3	\$ -	485,851.77			29,742.00	3/20/2015
3/31/2015	Reserve	\$ (47,381.35)	438,470.42		\$ 47,381.35		
3/31/2015	PMC	\$ (78,460.00)	360,010.42			129.22	3/31/2015
	Oct & Nov GRT	\$ (10,358.85)	349,651.57				
4/20/2015	Loan Payment	(101,426.79)	248,224.78				
4/30/2015	Revenues	\$ 458,218.58	706,443.36				
4/30/2015	Depreciation	(66,666.67)	639,776.69				
4/30/2015	Pola 14 Exp 70.8390	\$ (5,370.38)	634,406.31				
	Pola 16 Exp 70.8391	(15,784.93)	618,621.38				
	Pola 17 Exp 70.8392	(27,567.63)	591,053.75			27,359.15	4/28/2015
	Gantry 3	-	591,053.75			127.42	4/30/2015
4/30/2015	PMC	\$ (81,149.03)	509,904.72				
4/30/2015	Reserve	(43,530.77)	466,373.96		\$ 43,530.77		
5/20/2015	Loan Payment	(101,426.79)	364,947.17				
5/31/2015	Revenues	537,881.53	902,828.70				
	Depreciation	\$ (66,666.67)	836,162.03				
5/31/2015	Pola 14 Exp 70.8390	\$ -	836,162.03				
	Pola 16 Exp 70.8391	\$ (8,424.47)	827,737.56				
	Pola 17 Exp 70.8392	\$ (7,305.72)	820,431.84				
	Gantry 3	-	820,431.84				
5/31/2015	PMC	(99,350.29)	721,081.55			134.39	5/31/2015
5/31/2015	Reserve	(51,098.75)	669,982.80		51,098.75		
5/31/2015	PMC Accrual	(28,417.78)	641,565.02		\$ 1,315,763.73	\$ 1,266,018.32	

PORT AUTHORITY OF GUAM

Crane Surcharge					9.50%	BOG 0101-330971 50.1122.BOGCRANE	
60.5851					Sinking	Bank Bal.	
Date	Description	Amount	Balance	Remarks	Fund	Amount	Date
9/30/2014	Balance Forwarded		138,742.37		955,383.58	965,546.40	
10/20/2014	Loan Payment	(101,426.79)	37,315.58				
10/1/2014	Pola Insurance Prem	(260,000.00)	(222,684.42)			29,742.00	10/1/2014
10/31/2014	Revenues	545,188.55	322,504.13		51,792.91	57,561.31	10/7/2014
10/31/2014	Depreciation	(66,666.67)	255,837.46			110.29	10/31/2014
10/31/2014	Pola 14 Exp 70.8390	(7,330.63)	248,506.83				
	Pola 16 Exp 70.8391	\$ 13,106.09	261,612.92				
	Pola 17 Exp 70.8392	\$ 13,365.48	274,978.40				
	Gantry 3	\$ (17,710.18)	257,268.22				
10/31/2014	Reserve	\$ (51,792.91)	205,475.31				
10/31/2014	PMC	\$ (78,460.00)	127,015.31				
11/20/2014	Loan Payment	(101,426.79)	25,588.52				
11/30/2014	Revenues	454,495.27	480,083.79		43,177.05		
11/30/2014	Depreciation	(66,666.67)	413,417.12			19,240.00	11/6/2014
11/30/2014	Pola 14 Exp 70.8390	(30,732.71)	382,684.41			31586.72	11/13/2014
	Pola 16 Exp 70.8391	(37,226.22)	345,458.19			29,742.00	11/21/2014
	Pola 17 Exp 70.8392	(37,085.09)	308,373.10				
	Gantry 3	(12,937.50)	295,435.60				
11/30/2014	Reserve	(43,177.05)	252,258.55			112.31	11/30/2014
11/30/2014	PMC	(78,460.00)	173,798.55				
12/20/2014	Loan Payment	(101,426.79)	72,371.76				
12/31/2014	Revenues	\$ 443,373.51	515,745.27		42,120.48		
12/31/2014	Depreciation	(66,666.67)	449,078.60				
12/31/2014	Pola 14 Exp 70.8390	\$ (12,506.22)	436,572.38				
	Pola 16 Exp 70.8391	(15,780.36)	420,792.02				
	Pola 17 Exp 70.8392	\$ (17,451.60)	403,340.42			26,934.47	12/10/2014
	Gantry 3	\$ (9,600.20)	393,740.22			122.29	12/31/2014
12/31/2014	Reserve	\$ (42,120.48)	351,619.74				
12/31/2014	PMC	\$ (78,460.00)	273,159.74				
1/20/2015	Loan Payment	(101,426.79)	171,732.95				
1/31/2015	Revenues	\$ 492,104.40	663,837.35		\$ 46,749.92		
1/31/2015	Depreciation	(66,666.67)	597,170.68				
1/31/2015	Pola 14 Exp 70.8390	(13,889.62)	583,281.06				
1/31/2015	Pola 16 Exp 70.8391	(17,242.62)	566,038.44		-	123.22	1/31/2015
1/31/2015	Pola 17 Exp 70.8392	\$ (17,888.47)	548,149.97				
	Gantry 3	-	548,149.97				
	Reserve	(46,749.92)	501,400.05				
1/31/2015	PMC	\$ (78,460.00)	422,940.05				
1/31/2015	50.1621.PARTS	\$ (22,875.00)	400,065.05				
2/20/2015	Loan Payment	(101,426.79)	298,638.26				
2/28/2015	Revenues	\$ 363,462.38	662,100.64		\$ 34,528.93		

7/17/2015

PORT AUTHORITY OF GUAM

Facility Maintenance Fee Ledger						50.1122.BOGFM	
60.5841						BOG	
Date	Description	Debit	Credit	Balance	Remarks	Balance	Date
				-		1,343.72	10/18/2012
10/31/2012	Revenues	128,054.41		128,054.41			
11/30/2012	Revenues	136,714.49		264,768.90		17,571.41	3/18/2013
12/31/2012	Revenues	135,134.97		399,903.87		16,017.96	3/28/2013
1/31/2013	Revenues	83,474.01		483,377.88		50,000.00	4/2/2013
2/28/2013	Revenues	134,963.11		618,340.99		55,181.02	4/5/2013
3/31/2013	Revenues	106,297.86		724,638.85		15,000.00	4/10/2013
4/30/2013	Revenues	101,044.38		825,683.23		87,504.18	4/15/2013
5/31/2013	Revenues	133,634.87		959,318.10		350,000.00	4/19/2013
6/14/2013	LC4 Cable Replacement (DCK Pacific)		78,000.00	881,318.10	Completed	18,650.26	4/30/2013
6/30/2013	Revenues	111,439.34		992,757.44		107,294.52	5/8/2013
7/31/2013	Revenues	131,824.10		1,124,581.54		11,818.72	6/27/2013
7/31/2013	Container Yard Stripping		235,000.00	889,581.54	Awarded	5,112.15	7/3/2013
7/31/2013	F5/6 Concrete Pole Light Upgrade Doc		280,316.10	609,265.44	Awarded	37,942.64	7/10/2013
7/31/2013	High Tower Renovation		25,000.00	584,265.44		94,264.19	7/12/2013
7/31/2013	Lower Tower Renovation		65,000.00	519,265.44		11,388.23	7/24/2013
7/31/2013	Warehouse 1, Bay 2 & 3 removal/rep		75,500.00	443,765.44	Completed		
	Terminal Relocation		10,000.00	433,765.44		106,434.24	7/30/2013
8/31/2013	Revenues	110,602.88		544,368.32			
8/31/2013	Lower Tower 2nd Floor Renovation		53,000.00	491,368.32			
	Hotel Wharf		537,000.00	(45,631.68)	Completed	19,950.41	8/2/2013
9/30/2013	Revenues	104,197.42		58,565.74		58,758.05	8/13/2013
10/31/2013	Revenues	131,158.87		189,724.61		106,361.97	9/3/2013
11/30/2013	Revenues	104,937.30		294,661.91		17,677.97	9/25/2013
12/31/2013	Revenues	111,418.07		406,079.98		25,695.93	9/30/2013
1/3/2014	F-6 Boilard Repair		17,670.72	388,409.26	Completed	99.78	12/31/2013
1/3/2014	Spalling - CFS		221,000.00	167,409.26	Awarded	39,420.19	1/9/2014
1/3/2014	Hatch Covers-CFS		12,000.00	155,409.26		260.76	1/31/2014
	Other Small Projects		2,516.00	152,893.26			
1/31/2014	Revenues	125,865.40		278,758.66			
2/17/2014	F2/F3 West Gate		5,000.00	273,758.66			
2/28/2014	Revenues	88,709.38		362,468.04		120.22	2/28/2014
2/26/2014	Underground Power lines LC3, CFS &		90,000.00	272,468.04			
3/31/2014	Revenues	111,424.72		383,892.76		77,786.35	
4/30/2014	Revenues	137,520.07		521,412.83		140.04	
5/28/2014	Lower/Higher Tower Addtl funding		205,000.00	316,412.83		136.83	4/30/2014
5/31/2014	Revenues	146,890.26		463,303.09		29,306.63	5/19/2014
6/30/2014	Revenues	120,442.35		583,745.44		142.61	5/31/2014
7/31/2014	LC-4 Primary Metering Cubicle Repair		95,000.00	488,745.44		139.87	6/30/2014
7/31/2014	Revenues	125,194.43		613,939.87		144.54	7/31/2014
8/31/2014	Revenues	134,596.45		748,536.32		144.56	8/31/2014
9/30/2014	Revenues	119,591.35		868,127.67		139.91	9/30/2014
10/31/2014	Revenues	143,860.66		1,011,988.33		144.59	
10/17/2014	A/E Svcs for Wheel Stopper, Storm Dr		300,000.00	711,988.33			
	Concrete Storm Drain Channel System		600,000.00	111,988.33			
	Cathodic Services		10,000.00	101,988.33			
	CY Water Line Valves		50,000.00	51,988.33			
	CY Asphalt Pavement Repairs		50,000.00	1,988.33			
11/30/2014	Revenues	133,433.07		135,421.40		1,874.25	11/26/2014
12/15/2014	Cntr offices & parts storage for crane		29,000.00	106,421.40			
12/31/2014	Revenues	120,992.72		227,414.12		139.94	11/30/2014
1/30/2015	EQMR Cable Replacement		60,000.00	167,414.12		128.52	12/19/2014
1/30/2015	F6 Cleats		25,000.00	142,414.12		144.82	12/31/2014
1/30/2015	CFS change order addtl spalling		60,000.00	82,414.12			
1/30/2015	Installation of Generators		50,000.00	32,414.12			
1/31/2015	Revenues	130,566.70		162,980.82		1,000,230.46	1/31/2015
2/20/2015	Hotel Wharf Pull test		50,000.00	112,980.82		226.74	2/28/2015
2/28/2015	Revenues	109,446.82		222,427.64			
10/17/2014	Other Small Misc. Projects		167,255.00	55,172.64			
3/31/2015	Revenues	138,020.27		193,192.91		251.06	3/31/2015
4/30/2015	Revenues	117,407.92		310,600.83		242.98	4/30/2015
5/31/2015	Revenues	142,379.04		452,979.87		251.11	5/31/2015
						2,365,584.33	



PORT OF GUAM

ATURIDAT I PUETTON GUAHAN

Jose D. Leon Guerrero Commercial Port

1026 Cabras Highway, Suite 201, Piti, Guam 96925

Telephone: 671-477-5931/35 Facsimile: 671-477-2689/4445

Website: www.portguam.com



Eddie Baza Calvo
Governor of Guam

Ray Tenorio
Lieutenant Governor

August 20, 2015

FINANCE-YTD- June 2015

Financial Highlights

Income Statement

Balance Sheet

Accounts Receivable Aging Summary Report

Accounts Payable Summary

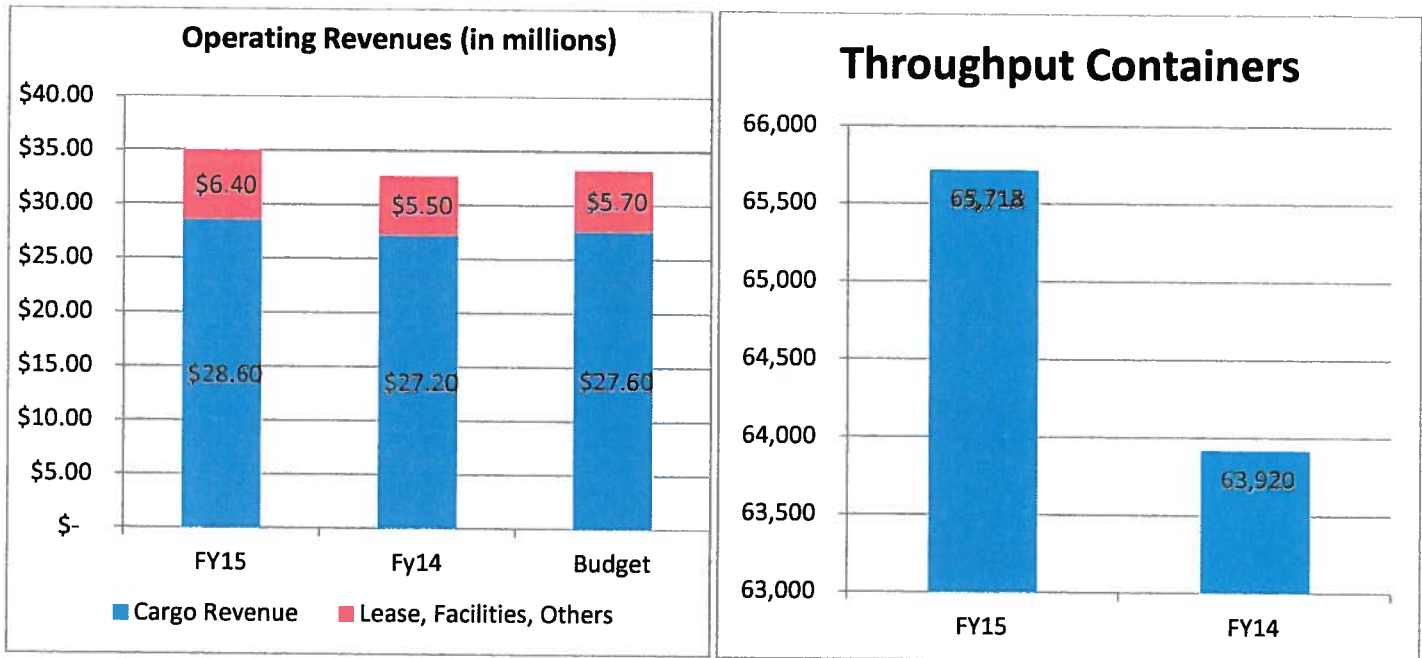
Budget Lift/Transfer Monthly Activities

Crane Surcharge Ledger

Facility Maintenance Ledger

Financial Highlights – YTD June FY2015

Operating Performance:



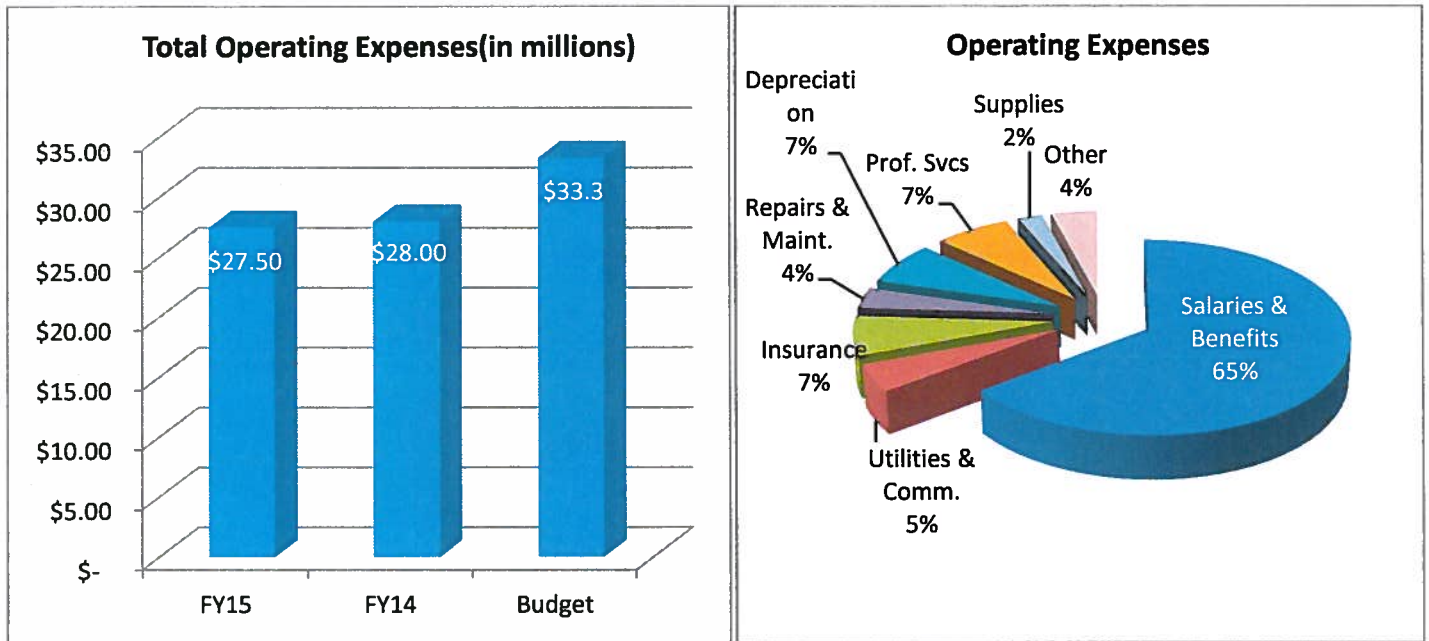
Total Operating Revenues as of June 2015 was \$35 million, which consist of \$28.6 million in cargo revenues and \$6.4 million in Facilities, Leases, and Other Services.

FY15 YTD cargo revenue is 5% higher than last year's total (\$27.2 mil) and 4% higher than Budget (\$27.6 mil).

FY15 YTD Facilities, Leases, and Other Services as of June is 15% higher than last year (\$5.5 mil) and 13% higher than budget (\$5.7 mil).

Overall Operating Revenues as of June is 5% higher than Budget (\$33.3 mil) and 7% higher than last year's year to date June (\$32.7 mil).

Total number of containers handled as of June 2015 was 65,718 which is 3% higher compared to last year June total 63,920.



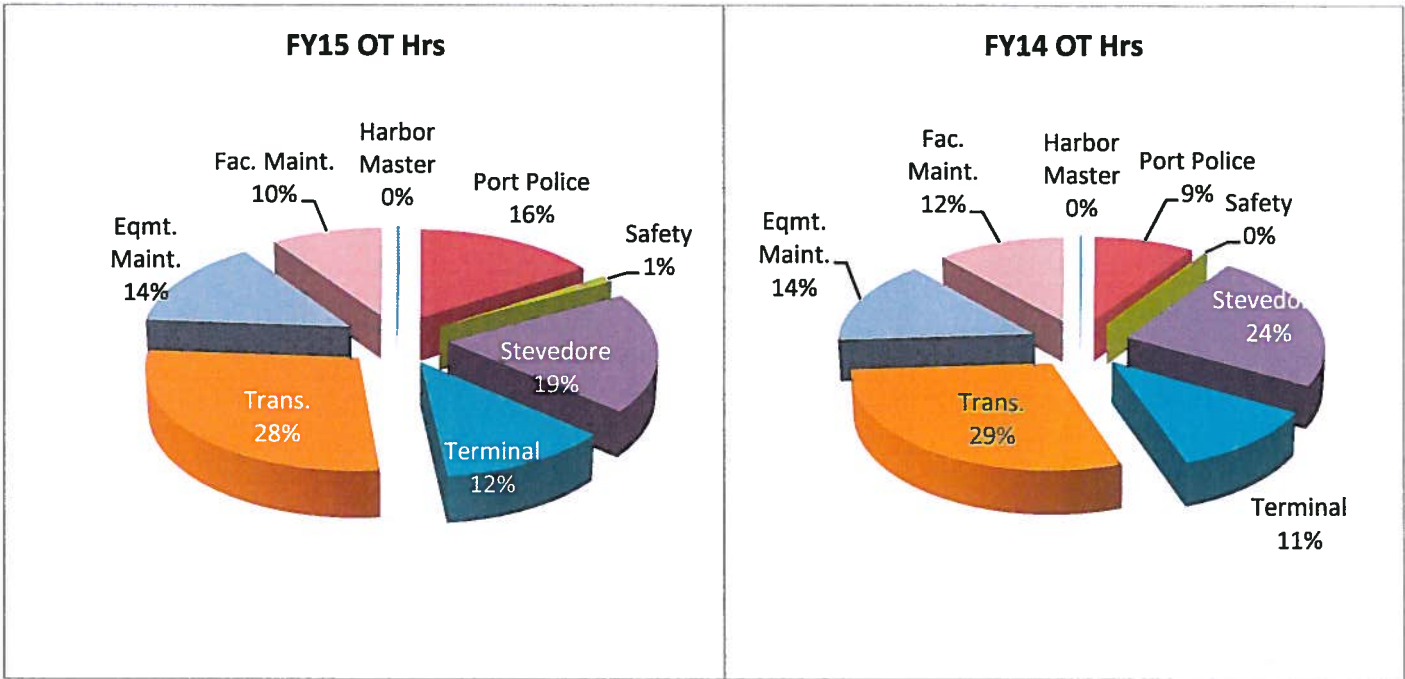
Total Operating Expenses as of June 2015 was \$27.5 million, which is 18% lower than Budget (\$33.3 mil) and 2% lower than last year's total operating expenses (\$28 mil).

Total Overtime as of June 2015 was \$1.2 million which is 39% higher than last year June (\$911 thousand). Direct Labor Revenue as of June was \$2 million, which is 4% higher than last year and 16% higher than budget. Direct Labor charges are for services performed by Port employees under special service request and differentials under the throughput.

Below is the breakdown of overtime for each division/section for FY15 and FY14 as of June:

Sections	FY2015	FY2014	Budget	OT/HOL Revenue
Harbor Master	2,562	1,764	3,875	0
Port Police	192,208	82,769	68,750	46,949*
Safety	13,553	2,363	5,700	0
Stevedore-Cargo Handling	219,420	201,185	183,000	166,886
-Rigger	18,924	14,802	19,500	13,142
Terminal	147,728	104,084	136,619	151,750
Trans-Superintendent	54,522	51,223	47,584	0
-Crane Operators	74,038	65,725	63,291	32,434
-Equipment Oper.	194,525	134,654	131,743	192,849
-Dispatcher	17,967	15,319	18,383	0
Maint.-Crane Maint.	84,447	77,766	75,000	0
-Preventive Maint.	2,940	9	7,500	0
-Fleet Maint.	55,431	35,176	45,000	0
-Welders	34,176	19,038	22,500	0
Facility Maint.-Building	11,288	6,841	6,000	891
-Elect./Refr.	104,217	98,940	61,000	0
TOTAL	1,227,945	911,657	895,444	604,901

*Port Police OT Revenue is due to Passenger Vessels or under special service request. Electrician revenue is due to special service requests.



Year to date Operating Revenues minus the Year to date Operating Expenses resulted to an Operating Income of \$7.6 million as of June 30, 2015.

Non Operating Revenues and Expenses consist of the following: \$2.1M-Retirement contribution for COLA, Supplemental and Medical/Dental/Life Insurance expenses, \$622k-Interest expense on loans, \$2.8M Federal Reimbursements and 93k Interest Income. The net total of non operating expenses and revenues as of June is a positive \$871 thousand.

The Total Net Income as of June is \$8.4 million.

Accounts Receivable Trade (net) as of June 30, 2015 is \$5.6 million.

Aging Status is as follows: 70% - Current, 4% - over 30 days, 1% - over 60 days, 0%(less than 1%) - over 90 days and 25% - over 120 days.

Accounts Payable Trade as of June 30, 2015 is \$1.2 million which is 74% higher than last month ending balance of \$676 thousand.

Port Authority of Guam
Income Statement
With Budget Comparison (Unaudited)
09 Months Ending 6/30/15

Current Month	Actual	%	Last Year	Actual	%	Budget	%	Chng		Year to Date		Last Year to Date							
										Actual	%	Actual	%	Chng	Budget	%			
OPERATING REVENUES																			
CARGO THROUGHPUT REVENUES																			
375,115	9.5%	479,965	13.8%	611,156	(0.39)	CT- CHASSIS	4,821,932	13.8%	3,864,966	11.8%	24.8%	5,157,000	(0.06)						
986,910	24.9%	877,880	25.6%	872,691	0.13	CT-GROUND	8,104,425	23.1%	8,931,021	27.2%	-9.3%	7,877,649	0.03						
181,067	4.6%	106,568	3.1%	86,178	1.10	CT-BREAKBULK	1,002,543	2.9%	668,777	2.0%	49.9%	680,190	0.47						
2,358	0.1%	2,303	0.1%	567	3.16	CT-UNITIZED	5,720	0.0%	9,204	0.0%	-37.8%	6,879	(0.17)						
	0.0%				-	CT-TUNA		0.0%		0.0%	0.0%								
30,966	0.8%	54,068	1.6%	57,755	(0.46)	CT-RO/RO	479,852	1.4%	442,026	1.3%	8.6%	464,235	0.03						
6,303	0.2%	4,770	0.1%	4,532	0.39	CT-STUFFING/DEVAN	41,733	0.1%	46,085	0.1%	-9.4%	44,580	(0.06)						
3,687	0.1%	2,571	0.1%	2,464	0.50	CT-HEAVYLIFT	34,140	0.1%	18,989	0.1%	79.8%	19,704	0.73						
37	0.0%		0.0%	631	(0.94)	CT-LONGLENGTH	5,575	0.0%	319	0.0%	1647.5%	2,133	1.61						
8,717	0.2%	7,343	0.2%	15,672	(0.44)	OUT-OF-GAUGE CARGO (OOG)	97,736	0.3%	74,056	0.2%	32.0%	97,050	0.01						
1,596,159	40.3%	1,529,467	44.5%	1,661,646	(0.03)	CARGO THROUGHPUT REVENUES	14,593,655	41.7%	14,055,443	42.9%	3.8%	14,349,420	0.02						
OTHER CARGO RELATED REVENUES																			
2,497	0.1%	7,086	0.2%	2,895	(0.14)	LIFT ON/LIFT OFF	17,933	0.1%	31,466	0.1%	-43.0%	26,967	(0.34)						
1,938	0.0%	4,313	0.1%	3,950	(0.51)	PRESLING	50,339	0.1%	44,037	0.1%	14.3%	41,640	0.21						
	0.0%		0.0%		-	EXPORT SCRAP CONTAINER		0.0%		0.0%	0.0%								
217,382	5.5%	118,475	3.4%	168,370	0.29	TRANSHP CONTAINERS	1,687,901	4.8%	1,308,244	4.0%	29.0%	1,397,436	0.21						
26,257	0.7%	3,451	0.1%	12,139	1.16	OVERSTOWED CONTAINERS	162,438	0.5%	62,849	0.2%	158.5%	80,967	1.01						
157	0.0%	271	0.0%	120	0.31	SHIFTED CONTAINERS	2,054	0.0%	987	0.0%	108.1%	900	1.28						
3,856	0.1%	1,826	0.1%	2,808	0.37	RIGGED CONTAINERS	27,266	0.1%	25,465	0.1%	7.1%	26,424	0.03						
7,920	0.2%	6,716	0.2%	8,642	(0.08)	REEFER CNTR-PLUG/UNPLUG	80,927	0.2%	70,353	0.2%	15.0%	73,656	0.10						
232,960	5.9%	208,040	6.1%	233,255	(0.00)	DIRECT LABOR BILLED	2,093,690	6.0%	2,017,302	6.2%	3.8%	1,798,473	0.16						
19,058	0.5%	26,338	0.8%	24,817	(0.23)	EQUIPMENT RENTAL	198,566	0.6%	194,338	0.6%	2.2%	200,451	(0.01)						
30,995	0.8%	23,160	0.7%	30,701	0.01	PORT FEES & DOCKAGE	258,813	0.7%	270,098	0.8%	-4.2%	277,305	(0.07)						
364,570	9.2%	368,355	10.7%	388,772	(0.06)	WHARFAGE	3,441,199	9.8%	3,333,473	10.2%	3.2%	3,390,156	0.02						
50,864	1.3%	42,350	1.2%	48,706	0.04	FUEL SURCHARGE	441,498	1.3%	409,624	1.2%	7.8%	421,572	0.05						
14,918	0.4%	12,665	0.4%	14,710	0.01	MARITIME SECURITY FEE	133,146	0.4%	125,357	0.4%	6.2%	128,652	0.03						
127,042	3.2%	120,442	3.5%	128,455	(0.01)	FACILITY MAINTENANCE FEE	1,163,149	3.3%	1,078,366	3.3%	7.9%	1,110,993	0.05						
492,412	12.4%	444,968	13.0%	481,187	0.02	CRANE SURCHARGE	4,285,887	12.2%	4,215,101	12.9%	1.7%	4,299,435	(0.00)						
1,592,826	40.2%	1,388,457	40.4%	1,549,527	0.03	OTHER CARGO RELATED REVENUES	14,044,806	40.1%	13,187,062	40.2%	6.5%	13,275,027	0.06						
3,187,985	80.4%	2,917,924	84.9%	3,201,173	(0.00)	OPERATING REVENUES	26,638,461	81.8%	27,242,505	83.1%	5.1%	27,624,447	0.04						

Port Authority of Guam
Income Statement
With Budget Comparison (Unaudited)
09 Months Ending 6/30/15

Current Month				Last Year				Year to Date				Last Year to Date			
Actual	%	Actual	%	Budget	% Chng	Actual	%	Actual	%	Actual	%	Chng	Budget	% Chng	
NON OPERATING REVENUES															
FACILITIES															
85,575	2.2%	93,112	2.7%	95,177	(0.10)	905,947	2.6%	856,593	2.6%	856,593	5.8%	856,593	0.06		
166,184	4.2%	77,661	2.3%	209,653	(0.21)	1,909,427	5.5%	1,886,875	5.8%	1,886,875	1.2%	1,886,877	0.01		
	0.0%		0.0%	1,985	(1.00)	23,820	0.1%	23,820	0.1%	23,820	0.0%	17,865	0.33		
94,303	2.4%	88,533	2.6%	103,710	(0.09)	866,681	2.5%	842,786	2.6%	842,786	2.8%	933,390	(0.07)		
92,105	2.3%	92,105	2.7%	92,105	(0.00)	624,365	1.8%	670,733	2.0%	670,733	-6.9%	828,945	(0.25)		
5,632	0.1%	5,638	0.2%	5,638	(0.00)	50,685	0.1%	50,743	0.2%	50,743	-0.1%	50,742	(0.00)		
3,408	0.1%	3,035	0.1%	3,207	0.06	32,459	0.1%	28,689	0.1%	28,689	0.1%	28,663	0.12		
1,000	0.0%	656	0.0%	656	0.52	1,425	0.0%	5,250	0.0%	5,250	0.0%	5,904	(0.76)		
19,083	0.5%	17,969	0.5%	12,246	0.56	146,355	0.4%	170,526	0.5%	170,526	-14.2%	110,214	0.33		
3,504	0.1%	4,482	0.1%	4,430	(0.21)	37,099	0.1%	39,925	0.1%	39,925	-7.1%	39,870	(0.07)		
290,798	7.3%	85,606	2.5%	58,333	3.99	1,550,003	4.4%	713,480	2.2%	713,480	117.2%	524,997	1.95		
761,591	19.2%	468,140	13.6%	587,140	0.30	6,148,267	17.6%	5,289,420	16.1%	5,289,420	16.2%	5,284,260	0.16		
OTHER FEES & SERVICES															
	0.0%		0.0%		-	50	0.0%		0.0%		0.0%				
	0.0%		0.0%		-		0.0%	13,873	0.0%	13,873	-100.0%				
	0.0%	383	0.0%		-		0.0%	383	0.0%	383	0.0%				
744	0.0%	1,304	0.0%	2,618	(1.00)	25,420	0.1%	31,417	0.1%	31,417	-19.1%	23,562	0.08		
9,287	0.2%	9,943	0.3%	1,655	(0.55)	18,400	0.1%	14,544	0.0%	14,544	26.5%	14,895	0.24		
2,094	0.1%	12,197	0.4%	22,749	(0.59)	97,389	0.3%	85,746	0.3%	85,746	13.6%	204,741	(0.52)		
					-	84,336	0.2%	118,390	0.4%	118,390	-28.8%				
12,125	0.3%	23,827	0.7%	27,022	(0.55)	225,595	0.6%	264,352	0.8%	264,352	-14.7%	243,198	(0.07)		
1,050	0.0%	2,061	0.1%	643	0.63	5,600	0.0%	20,626	0.1%	20,626	-72.9%	5,787	(0.03)		
ADMINISTRATIVE FEES & SERVICES															
REIMBURSEMENTS															
	0.0%	23,205	0.7%	32,355	(1.00)		0.0%	(26,109)	-0.1%	(26,109)	-100.0%	125,295	(1.00)		
	0.0%		0.0%		-		0.0%		0.0%		0.0%				
	0.0%		0.0%		-		0.0%		0.0%		0.0%				
	0.0%		0.0%		-		0.0%		0.0%		0.0%				
	0.0%		0.0%		-		0.0%	2	0.0%	2	-100.0%				
0	0.0%	23,205	0.7%	32,355	(1.00)	0	0.0%	(26,107)	-0.1%	(26,107)	-100.0%	125,295	(1.00)		
774,766	19.6%	517,234	15.1%	647,160	0.20	6,379,461	18.2%	5,548,291	16.9%	5,548,291	15.0%	5,658,540	0.13		
3,962,751	100.0%	3,435,158	100.0%	3,848,333	0.03	35,017,922	100.0%	32,790,795	100.0%	32,790,795	8.8%	33,282,987	0.05		

Port Authority of Guam
Income Statement
With Budget Comparison (Unaudited)
09 Months Ending 6/30/15

Current Month	%	Last Year		%	Budget	%	Chng	Year to Date	%	Last Year to Date		%	Chng	Budget	%	Chng
		Actual	Actual							Actual	Actual					
(1,344,417)	-33.9%	(1,166,058)	-33.9%	(1,672,197)	(0.20)	Salaries & Wages	(12,227,725)	-34.9%	(11,502,470)	-35.1%	(14,108,301)	6.3%	(2,295,747)	(0.48)		
(111,689)	-2.8%	(99,197)	-2.9%	(125,522)	(0.11)	Insured Benefits	(994,305)	-2.8%	(942,098)	-2.9%	(1,047,594)	5.5%	(1,047,594)	(0.05)		
(402,237)	-10.2%	(362,036)	-10.5%	(448,479)	(0.10)	Retirement Benefits	(3,607,829)	-10.3%	(3,516,490)	-10.7%	(3,992,475)	2.6%	(3,992,475)	(0.10)		
(106,946)	-2.7%	(190,159)	-5.5%	(1,375)	76.78	Other Benefits	(938,433)	-2.7%	(1,020,290)	-3.1%	(1,2375)	-8.0%	(12,375)	74.83		
(6,267)	-0.2%	(3,922)	-0.1%	(9,583)	(0.35)	Other Personnel Costs	(18,054)	-0.1%	(88,096)	-0.3%	(86,247)	-79.5%	(86,247)	(0.79)		
(19,055)	-0.5%	(5,634)	-0.2%	(9,096)	1.09	Communications	(63,484)	-0.2%	(54,866)	-0.2%	(81,864)	15.7%	(81,864)	(0.22)		
(194,580)	-4.9%	(170,142)	-5.0%	(330,083)	(0.41)	Leases/Rentals	(1,196,249)	0.0%	(1,540,444)	0.0%	(2,295,747)	0.0%	(2,295,747)	(0.48)		
(207,760)	-5.2%	(181,100)	-5.3%	(216,146)	(0.04)	Utilities	(1,826,627)	-3.4%	(1,688,327)	-4.7%	(1,945,314)	-22.3%	(1,945,314)	(0.06)		
(38,431)	-1.0%	(77,745)	-2.3%	(86,771)	(1.00)	General Insurance	(13,388)	0.0%	(79,199)	-0.2%	(480,939)	8.2%	(480,939)	(0.97)		
(28,407)	-0.7%	(66,986)	-2.0%	(59,962)	(0.36)	Repairs & Maintenance	(276,572)	-0.8%	(374,813)	-1.1%	(539,160)	-26.2%	(539,160)	(0.49)		
(28,033)	-0.7%	(38,567)	-1.1%	(34,433)	(1.00)	Repairs & Maintenance-Subc Cr	(77,261)	-0.2%	(241,395)	-0.7%	(278,295)	-68.0%	(278,295)	(0.72)		
(26,565)	-0.7%	(38,411)	-1.1%	(36,306)	(0.22)	Repairs & Maintenance-Pola 14	(211,607)	-0.6%	(391,363)	-1.2%	(310,086)	-45.9%	(310,086)	(0.36)		
(385,580)	-9.7%	(391,346)	-11.4%	(392,755)	(0.02)	Repairs & Maintenance-Pola 16	(1,970,981)	-0.6%	(2,952,565)	-0.9%	(3,10,086)	-33.3%	(3,10,086)	(0.32)		
(114,592)	-2.9%	(45,823)	-1.3%	(147,778)	(1.00)	Depreciation & Amortization	(494)	0.0%	(12,784)	0.0%	(69,012)	0.0%	(69,012)	(0.99)		
(124,180)	-3.1%	(2,930)	-0.1%	(35,009)	2.55	Damage, Shortage, Writedown & Supplies	(619,260)	-1.8%	(525,740)	-1.6%	(1,002,000)	17.8%	(1,002,000)	(0.38)		
(70,505)	-1.8%	247	0.0%	(63,557)	-	Miscellaneous	(145,298)	-0.4%	(26,156)	-0.1%	(255,081)	455.5%	(255,081)	(0.43)		
(379,126)	-9.6%	(85,519)	-2.5%	(205,559)	0.11	Advertising	(683,101)	-2.0%	(424,277)	-1.3%	(572,013)	61.0%	(572,013)	0.19		
(10,707)	-0.3%	(11,490)	-0.3%	(3,750)	0.84	Agency & Management Fees	(1,770,610)	-5.1%	(894,638)	-2.7%	(1,774,551)	97.9%	(1,774,551)	(0.00)		
(4,658)	-0.1%	(5,492)	-0.3%	(24,104)	(1.00)	Contractual Services	(108,438)	-0.3%	(90,799)	-0.3%	(13,752)	0.0%	(13,752)	(1.00)		
(32,157)	-0.8%		-0.2%	(11,459)	(0.56)	Other Contractual Services	(66,730)	-0.2%	(61,420)	-0.2%	(209,736)	19.4%	(209,736)	(0.48)		
(3,635,893)	-91.8%	(3,068,619)	-89.3%	(3,994,204)	(0.09)	Other Expenses	(238,907)	0.0%	(56,914)	-0.2%	(103,131)	8.6%	(103,131)	(0.35)		
						Earthquake Expense		0.0%		0.0%		0.0%				
						Typhoon Expense		0.0%		0.0%		0.0%				
						Earthquake Expense		0.0%		0.0%		0.0%				
						General & Administrative Expn	(27,464,053)	-78.4%	(28,005,237)	-85.4%	(33,332,640)	-1.9%	(33,332,640)	(0.18)		

Port Authority of Guam
Income Statement
With Budget Comparison (Unaudited)
09 Months Ending 6/30/15

Current Month Actual	%	Last Year Actual	%	Budget	% Chng	Year to Date Actual	%	Last Year to Date			% Chng
								Actual	%	Budget	
326,859	8.2%	366,539	10.7%	(145,871)	(3.24)	7,553,869	21.6%	4,785,558	14.6%	(49,653)	(153.13)
	0.0%		0.0%		-		0.0%	0.0	0.0		-
	0.0%		0.0%		-		0.0%	(0)	0.0%		-
	0.0%		0.0%		-		0.0%		0.0%		-
	0.0%		0.0%		-		0.0%		0.0%		-
11,105	0.3%	5,949	0.2%	21,725	(0.49)	793,742	2.3%	355,726	1.1%	195,525	3.06
(72,959)	-1.8%	(72,564)	-2.1%	(106,212)	(0.31)	(622,752)	-1.8%	(651,539)	-2.0%	(954,996)	(0.35)
(234,588)	-5.9%	(196,354)	-5.7%	(1,917)	0.14	39,435	0.1%	(47,110)	-0.1%	(17,253)	(3.29)
293,781	7.4%	(13,845)	-0.4%	(205,263)	-	(2,106,489)	-6.0%	(1,767,324)	-5.4%	(1,847,367)	0.14
(14,012)	-0.4%	(3,096)	-0.1%	680,168	(0.58)	2,862,049	8.2%	3,234,940	9.9%	2,040,504	-
	0.0%	4,658	0.1%	(16,667)	(1.00)	(68,224)	-0.2%	(43,906)	-0.1%	(132,288)	(0.48)
						(26,451)	-0.1%	(261,047)	-0.8%	(150,003)	(0.82)
(16,673)	-0.4%	(300,181)	-8.7%	338,702	(1.05)	871,310	2.5%	819,740	2.5%	(865,878)	(2.01)
(16,673)	-0.4%	(300,181)	-8.7%	338,702	(1.05)	871,310	2.5%	819,740	2.5%	(865,878)	(2.01)
310,186	7.8%	66,358	1.9%	192,831	0.61	8,425,179	24.1%	5,605,298	17.1%	(915,531)	(10.20)

	Amount Current	Last Month End	Last Year End	Change This Month	Change This Year
Total Assets					
Current Assets					
Cash on Hand	2,000.00	2,000.00	2,000.00		
Port Authority Change Fund	100.00	100.00	100.00		
Cashier Change Fund					
Cash on Hand	2,100.00	2,100.00	2,100.00		
Incentive Award Fund					
First Hawaiian Bank-Incentive					
Incentive Award Fund					
Cash in Bank					
First Hawaiian Bank	3,515,130.16	4,322,347.79	2,014,378.69	807,217.63-	1,500,751.47
Bank of Guam					
Bank of Hawaii	2,292,439.03	2,471,033.13	2,465,795.00	178,594.10-	173,355.97-
Citizen Security Bank					
Cash in Bank	5,807,569.19	6,793,380.92	4,480,173.69	985,811.73-	1,327,395.50
Short Term Investments					
Bank of Guam	15,407,960.95	14,014,961.50	10,581,562.20	1,392,999.45	4,826,398.75
Citizen's Security Bank					
First Hawaiian Bank					
Bank Pacific					
Citibank					
Bank of Hawaii					
Oceanic Bank					
Gov Guam Employees Fed CU					
Short Term Investments	15,407,960.95	14,014,961.50	10,581,562.20	1,392,999.45	4,826,398.75
Account Receivable-Trade (Net)	6,375,603.55	5,907,109.58	8,652,361.41	468,493.98	2,276,757.85-
Accounts Receivable-Trade Allow for Uncollectible Acct. A/R-Clearing Account	849,438.83-	849,438.83-	849,438.83-		
Account Receivable-Trade (Net)	5,526,164.73	5,057,670.75	7,802,922.58	468,493.98	2,276,757.85-
Accounts Receivable-Other					
Accounts Receivable-DOA	6,046.43	6,046.43	18,246.14		12,199.71-
Accounts Receivable-EMPLOYEE					
Accounts Receivable-FYMA Reimb	64,350.00	64,350.00	300,979.77		236,629.77-
Accounts Receivable-GEDA/Casam					
Accounts Receivable-Other					
Accounts Receivable-Ins Procee					
Accounts Receivable-Other	70,396.43	70,396.43	319,225.91		248,829.48-
Marina Receivables					
Accounts Receivable-Agat Marina	27,404.27	23,322.27	26,454.32	4,082.00	949.95
Accounts Receivable-GDP Marina	6,348.57	6,269.00	7,659.01	720.33-	1,410.34-
Accounts Receivable-Harbor of	14,934.30	14,565.69	12,447.92	368.61	2,486.38

	Amount Current	Last Month End	Amount Year End	Change This Month	Change This Year
Marina Receivables	48,587.24	44,856.96	46,561.25	3,730.28	2,025.99
Interest Receivables					
Bank of Guam					
Bank of Hawaii					
BankPacific					
CitiBank					
Citizens Security Bank					
First Hawaiian Bank					
GovGuam Emp. Fed. Credit Union					
Oceanic Bank					
Other					
Interest Receivables					
Prepaid Expenses	345,370.72	547,160.95	20,124.65	201,790.23-	345,370.72
Prepaid Insurance	340,342.48	430,079.73	20,124.65	89,737.25-	320,217.83
Prepaid Expenses	685,713.20	977,240.68	20,124.65	291,527.48-	665,588.55
Deferred Expenses					
Deferred Geda Addendum I/Lease					
Credit Note Reimbursement					
Deferred Expenses					
Current Assets	27,548,491.74	26,960,607.24	23,252,670.28	587,884.50	4,295,821.46
Non Current Assets					
Long Term Receivable	2,258,190.48	2,258,190.48	2,258,190.48		
Long Term Receivable-DOA	1,490,449.90	1,490,449.90	1,490,449.90		
Long Term Receivable-Geda	3,748,640.38-	3,748,640.38-	3,748,640.38-		
Allow for Uncollectible I/R A/R					
Long Term Receivable					
Gas, Oil and Diesel Inventory	195,637.35	8,182.70	116.26	8,113.98-	47.54-
Supplies Inventory	1,676.68-	184,987.26	210,077.97	10,650.09	14,440.62-
Contra-Asset Inventory Adj.	82,401.32-	1,676.68-	1,676.68-		15,321.60
Allowance for Obsolescence		82,401.32-	97,722.92-		
Inventory for Survey					
Inventory	111,628.07	109,091.96	110,794.63	2,536.11	833.44
Work In Progress	3,292,846.88	2,383,273.10	821,583.56	909,573.78	2,471,263.32
Const Work in Progr-Local	13,942,455.30	13,660,711.82	11,782,051.49	281,743.48	2,160,403.81
Const Work in Progr-Federal	485,952.84	408,671.26	127,588.22	77,281.58	358,364.62
Const Work in Progr-FMP					
Work In Progress	17,721,255.02	16,452,656.18	12,731,223.27	1,268,598.84	4,990,031.75
Non Current Assets	17,832,883.09	16,561,748.14	12,842,017.90	1,271,134.95	4,990,865.19

	Amount Current	Last Month End	Amount End	Last Year End	Change This Month	Change This Year
Property, Plant & Equipment						
Land	3,563,000.00	3,563,000.00	3,563,000.00	3,563,000.00		
Land-Cabaras	3,563,000.00	3,563,000.00	3,563,000.00	3,563,000.00		
Buildings						
Buildings-Original	15,744,398.10	15,744,398.10	15,744,398.10	15,744,398.10		
Buildings-Substation Shelters	58,675,241.39	58,675,241.39	58,338,438.55	58,338,438.55		336,802.84
Buildings-Wharf Improvements	74,419,639.49	74,419,639.49	74,082,836.65	74,082,836.65		336,802.84
Buildings	15,140,538.64	15,138,064.27	15,120,743.68	15,120,743.68	2,474.37	19,794.96
Accumulated Depreciation-Build	23,365,313.98	23,227,076.98	22,269,261.48	22,269,261.48	138,237.00	1,096,052.50
AccDeprec-Buildings-Substn	38,505,852.62	38,365,141.25	37,390,005.16	37,390,005.16	140,711.37	1,115,847.46
AccDeprec-Buildings-Wharf Impr						
Furnishings & Equipment						
Air Tools	525,635.03	525,635.03	525,635.03	525,635.03		
Communications Equip	20,973,810.52	20,973,810.52	20,973,810.52	20,973,810.52		316,989.51
Computer Equip	1,200,319.52	1,200,319.52	1,200,319.52	1,200,319.52		57,129.07
Furniture & Office Equip	1,129,471.30	1,129,471.30	1,129,471.30	1,129,471.30		
Garetry, Reception Cost	5,189,986.72	5,189,986.72	5,189,986.72	5,189,986.72	2,886.03	2,886.03
Hand Tools	8,109.72	8,109.72	8,109.72	8,109.72		
Head & Unload Equip	5,999.00	5,999.00	5,999.00	5,999.00		6,999.00
Moving Equip	988,174.11	988,174.11	988,174.11	988,174.11		2,000.00
Operator Equip	228,547.41	228,547.41	228,399.03	228,399.03	12,000.00	1,127,922.53
Power Tools	1,649,211.53	1,649,211.53	1,649,211.53	1,649,211.53		851.62
Street Equip	33,332,551.73	33,317,665.70	31,821,479.21	31,821,479.21	14,886.03	1,511,072.52
Shop Equip						
Trucks						
Vehicles & Motor Equip						
Furnishings & Equipment						
Accumulated Depreciation-Furni						
AccDeprec-Air Tools	331,576.50	325,422.00	282,340.50	282,340.50	6,154.50	49,236.00
AccDeprec-Communications Eq.	934,008.43	934,008.43	934,008.43	934,008.43		81,869.70
AccDeprec-Computer Equip	6,786,008.43	6,786,008.43	6,786,008.43	6,786,008.43		1,237,816.72
AccDeprec-Crane Equip	749,779.43	749,779.43	749,779.43	749,779.43		1,024,839.24
AccDeprec-Furniture & Office	3,119,317.31	3,119,317.31	3,119,317.31	3,119,317.31		61,359.68
AccDeprec-Forklift Equip	1,159,031.48	1,159,031.48	1,159,031.48	1,159,031.48		8,031.90
AccDeprec-Generator Sets	8,109.72	8,109.72	8,109.72	8,109.72		
AccDeprec-Head & Unload Equip	465,997.38	465,997.38	465,997.38	465,997.38		60.00
AccDeprec-Moving Equip	805,997.38	799,349.71	740,956.46	740,956.46	7,632.67	466,040.92
AccDeprec-Other Equip	7,268.78	7,268.78	6,641.17	6,641.17	51.25	627.61
AccDeprec-Power Tools						

	Amount Current	Last Month End	Amount Last Year End	Change This Month	Change This Year
AccDeprec-Safety Equip	160,662.13	160,061.44	171,066.18	600.69	10,404.05
AccDeprec-Shop Equip	1,087,288.03	1,073,797.20	979,381.32	13,490.83	107,926.64
AccDeprec-Tractors	499,583.93	526,464.97	430,428.85	26,881.04	930,010.78
AccDeprec-Vehicles & Motor Equ	14,025,408.12	13,780,539.65	13,250,507.94	244,868.47	774,900.18
Capital Leases					
Capital Leases					
Accumulated Amortization-Capit					
AccAmort-Capital Leases					
Accumulated Amortization-Capit					
Property, Plant & Equipment	58,783,930.48	59,154,624.29	58,826,802.76	370,693.81	42,872.28
Total Assets	104,165,305.31	102,676,979.67	94,921,490.94	1,488,325.64	9,243,814.37
Total Liabilities & Capital					
Current Liabilities					
Accounts Payable	777,181.29	603,308.48	1,598,257.25	173,872.80	821,075.96
Accounts Payable Custom	1,183,657.10	676,407.58	1,033,302.84	507,249.51	149,754.26
Accounts Payable GSA	2,252.38	874.00		3,126.38	2,252.38
Accounts Payable Others					
Accounts Payable Trade					
Received Not Vouchered					
Accounts Payable	1,958,586.01	1,280,590.08	2,632,160.09	677,995.93	673,574.08
Current Loan Payable					
Current ANZ (USDA) Loan Payabl	47,694.54	63,726.75	187,536.95	16,032.22	139,942.41
CU ANZ (USDA) 12M Loan Payable	142,281.26	188,944.47	561,530.96	46,663.21	419,309.70
CU BOG 10M SLE Loan Payable					
Current Loan Payable	189,975.80	252,671.23	749,227.91	62,695.43	559,252.11
Due to Public Utilities					
Due to GPA					
Due to GTR					
Due to GWA					
Due to Public Utilities					
Accrued Interest Payable					
Accrued Interest Payable					
Accrued Interest Payable					
Accrued Interest Payable					
Deferred Revenues - GEDA	61,769.01	61,769.01	61,769.01		
Deferred Revenues - Leases	105,718.75	105,718.75	134,795.82		29,076.87

	Amount Current	Last Month Amount End	Last Year Amount End	Change This Month	Change This Year
Deferred Revenues Marinas					
Deferred Revenues	43,949.74	43,949.74	307,043.17		263,093.43
Accrued Expenses					
Accrued Payroll	834,754.67	723,365.51	434,177.86	111,389.16	400,576.81
Accrued Vacation Pay-Current	1,326,309.36	1,351,167.89	1,196,250.91	24,858.53	130,058.85
Accrued Vacation Pay					
Accrued Retirement Pay-Current					
Accrued Retirement Pay					
Accrued Social Security Cost					
Accrued Medicare Cost					
Accrued Medicaid Cost					
Accrued Federal Grant					
Accrued Insurance Payables					
Accrued Employee Deductions Payable	9,512.32	9,676.80	4,661.67	164.48	4,850.65
Accrued Withholding Tax Payable	332,774.31	287,962.23	196,233.23	44,812.08	136,541.08
Accrued Credit Union					
Accrued Miscellaneous Deductions					
Accrued Pension & Disability Ins					
Accrued Retirement Contributions					
Deferred Compensation Plan Pay					
Accrued Expenses	2,503,350.66	2,372,172.43	1,831,323.67	131,178.23	672,026.99
Security Deposits					
Security Deposits - Space Leas	91,484.78	91,484.78	91,025.78		459.00
Security Deposits - Marinas	24,577.40	24,577.40	24,117.40		460.00
Security Deposits	116,062.18	116,062.18	115,143.18		919.00
Capital Lease Obligations- Cur					
Capit Lease Obligations-Current					
Capital Lease Obligations- Cur					
Other Current Liabilities					
Reserve Shortage/Property Dama					
Lease Payable - GEDA					
Other Current Liabilities					
Current Liabilities	4,811,924.39	4,065,445.66	5,653,183.62	746,478.73	841,259.23
Non Current Liabilities					
Long Term Accrued Expenses					
Undunded Retirement Contribution	45,329,045.00	45,329,045.00	216,405.91		45,329,045.00
Accrued Vacation Pay-Long Term	1,330,653.83	1,330,653.83	1,330,653.83		
Accrued Sick Leave(DC)-Long Term					
Long Term Accrued Expenses	46,876,104.74	46,876,104.74	1,547,059.74		45,329,045.00
Capital Lease Obligations					
Capital Lease Obligations					

	Amount Current	Last Amount Month End	Amount Last Year End	Change This Month	Change This Year
Capital Lease Obligations					
Long Term Loan Payables	2,673,262.49	2,673,262.49	2,673,262.49		
LT-ANZ (USDA) Loan Payable 3.5	10,525,333.10	10,525,333.10	10,525,333.10		
LT-ANZ (USDA) Loan Payable 12M	1,659,894.38	1,659,894.38	1,659,894.38		
LT-BOG SLE Loan Payable 10M	1,228,233.29	1,228,233.29	1,228,233.29		
Long Term Loan Payables	14,858,489.97	14,426,828.88	13,198,595.59	431,661.09	1,659,894.38
Non Current Liabilities	61,734,594.71	61,302,933.62	14,745,655.33	431,661.09	46,988,939.38
Capital Contributions & Equity					
Contributions-Local Government	3,563,000.00	3,563,000.00	3,563,000.00		
Contributions-Land	13,483,688.19	13,413,670.45	13,413,670.45	69,917.74	
Contributions-Property & Equip	109,000.00	109,000.00	109,000.00		
Contributions-General Fund	17,567,358.64	17,567,358.64	17,567,358.64		
Contributions-G.F.P.A.					
Contributions-PAG (Portion of					
Contributions-Local Government	17,567,358.64	17,567,358.64	17,567,358.64		
Contributions-Federal Governme	10,321,126.26	10,321,126.26	10,321,126.26		
Contributions-U.S. Govt Rehab	1,483,676.57	1,483,676.57	1,483,676.57		
Contributions-Economic Develop	6,508,875.60	6,508,875.60	6,508,875.60		
Contributions-U.S. Department	53,763.30	53,763.30	53,763.30		
Contributions-U.S. Govt-Fema	18,376,441.73	18,376,441.73	18,376,441.73		
Contributions-Federal Governme	18,376,441.73	18,376,441.73	18,376,441.73		
Accumulated Earnings					
Accumulated Earnings	22,375,784.01	22,375,784.01	22,953,260.99		45,329,045.00-
Accumulated Earnings (Deficit)	15,625,585.63	15,625,585.63	15,625,585.63		
Accumulated Earnings	6,750,198.38	6,750,198.38	38,578,846.62		45,329,045.00-
Net Earnings (Loss)	8,425,184.22	8,114,998.40	5.00	310,185.82	8,425,179.22
Capital Contributions & Equity	37,618,786.21	37,308,600.39	74,522,651.99	310,185.82	36,903,865.78-
Total Liabilities & Capital	104,165,305.31	102,676,979.67	94,921,490.94	1,488,325.64	9,243,814.37

Aging Summary Report
As of June 30, 2015

Account Number	Customer Name	Balance Open	Current	Days Aging					Last Paid Amount	Date	Remarks
				Over 30	Over 60	Over 90	Over 120	Amount			
14526	Cementon Micronesia, LLC	\$425,963.69	\$8,671.77		\$26,925.20	\$2,965.63	\$387,401.09	\$19,847.00	8/3/2015	Another meeting needs to be set to discuss payment arrangements.	
7350	Consolidated Transportato	\$758,064.16	\$447,686.44	\$262.79	\$26.01	\$42.71	\$310,046.21	\$2,943.76	8/13/2015	Research by Joann still pending. Spread credits, over 120 is majority for interest. Need to meet with agent to discuss.	
7376	Matson Navigation Co.	\$3,523,708.61	\$3,145,575.56	\$204,368.76	\$7,026.38	\$7,040.94	\$159,696.97	\$31,300.19	7/27/2015	Payments coming in as agreed. Working with Joann. Customers are making electronic payments. SOA being sent out monthly	
7413	Seabridge Inc.	\$129,405.66	\$12,233.05	\$9,260.35	\$390.27	\$1,412.79	\$106,109.20			SOA being sent out monthly	
10225	Mobil Oil Guam, Inc.	\$111,975.62	\$22,115.41				\$89,860.21	\$30,445.68	8/3/2015	No information.	
14405	KVOG Broadcasting/MCS, LLC	\$60,888.09	\$194.10	\$1,092.19	\$1,149.96	\$1,125.12	\$77,326.72	\$45.36	11/14/2012	Pending assignment, contract w/Legal	
7106	Shell Guam, Inc.	\$81,900.00		\$1,950.00	\$1,950.00	\$1,950.00	\$76,050.00	\$1,950.00	11/4/2011	It's been over several years and yet no movement on tenants dispute re: electricity issues. Emailed electrical and still waiting.	
7384	Marinas Steamship Agencies	\$713,233.59	\$637,435.58	\$1,536.85	\$545.95	\$6,841.53	\$66,873.68	\$10,401.59	8/7/2015	Payments coming in as agreed.	
7368	Cabras Marine Corp	\$25,599.20	\$36,568.54	\$6,192.97	\$2,311.58	\$1,290.80	\$52,372.39	\$7,649.94	7/29/2015	Emailed current SOA and spoke to Ms. Rita in Commercial re: credit on this account.	
13044	Smithbridge Guam, Inc.	\$38,500.62	\$16,030.43	\$6,239.55	\$6,463.51	\$1,412.89	\$40,415.10	\$24,502.81	3/23/2015	Bankruptcy	
7931	International Bridge Corp.	\$36,909.47					\$36,909.47	\$5,000.00	7/14/2011	Collections	
8547	Sun Bay Corp./Jan Z's Loan	\$31,411.77					\$31,411.77			Collections	
9611	Ziskovsky, Michael J./Jan	\$18,955.53					\$18,955.53	\$1,342.30	12/5/2012	Collections	
12400	Renoith Resources (Retur	\$16,567.00					\$16,567.00	\$945.24	8/28/2014	Collections, fir stating business no longer exists	
14602	IRC Maritime Services	\$16,050.00					\$16,050.00	\$5,041.76	7/27/2015	They are working on making payments on old rental	
14171	Norton Lilly International	\$17,363.27		\$246.33	\$351.48	\$2,916.06	\$13,849.40	\$2,121.13	7/19/2013	Collections	
14967	Polaris Guam LLC/Wu, John	\$9,232.77					\$9,232.77	\$13,247.74	10/22/2013	Collections	
13122	Global Un Salvage Inc. (Re	\$5,955.76					\$5,955.76	\$5,622.18	8/7/2015	Tenant is trying to get caught up	
14161	Isla Trucking	\$7,794.18	\$415.44	\$35.50	\$335.50	\$685.56	\$5,498.54	\$1,300.00	8/6/2015	Working with Agent to get her account in order.	
8475	Sanko Bussan (Guam) Co, Lt	\$13,790.80	\$6,774.63	\$393.11	\$1,124.52		\$4,830.75	\$3,177.63	7/13/2015	Payments being made	
13202	Department of Administration	\$286,971.86	\$282,141.11				\$4,830.75	\$3,177.63	7/13/2015	Payments being made	
14797	Santiago, Arsenio A.	\$6,033.73	\$224.91	\$224.91	\$899.64		\$4,684.27	\$100.00	11/5/2014	Spoke with Roger on 8/12/15. He will be making payment soon.	
14542	Heavy Equipment Rental Opt	\$9,354.27	\$1,881.62	\$1,834.68	\$458.80	\$1,084.00	\$4,095.17	\$95.36	6/24/2015	Also informed Commercial	
14610	U.S. Department of Homeland Security	\$18,472.62	\$14,788.00				\$3,684.62	\$14,788.00	7/8/2015	Payments being made	
11776	Customs and Quarantine Agency	\$4,068.56	(\$30.00)		\$449.28		\$3,649.28	\$1,797.12	6/8/2015	James Diaz and I are working on his dispute. He needs to contact DOA	
14785	Howard, Lynette/John Regis	\$3,848.00	\$162.50	\$162.50	\$162.50		\$3,360.50	\$200.00	3/21/2014	Recommended termination and be sent to collections	
13121	Tidewater Distributors Inc	\$4,264.57	\$911.25				\$3,353.32			Customer is current. Only invoice is the Coast Guard charge	
14535	Young, Dione & Jerry	\$4,854.28		\$15.00	\$1,516.52	\$25.00	\$3,297.76	\$150.00	7/31/2015	Customer is current.	
14283	Brand, Inc.	\$7,180.17	\$562.72	\$1,111.00	\$1,111.00	\$1,111.00	\$3,284.45	\$2,222.00	6/24/2015	Tenant has been contacted by phone. He makes promises to pay and no payments come in. Recommend to commercial to terminate.	
14778	IP&E Holding LLC	(\$285,014.02)	(\$290,214.96)	\$1,311.34	\$790.13		\$3,099.47			Assignment contract w/legal	

Account Number	Customer Name	Balance Open	Current	Days Aging					Last Paid Amount	Date	Remarks
				Over 30	Over 60	Over 90	Over 120	Over 150			
14336	Cruz, Joseph L.	\$3,391.74		\$250.61	\$250.61				\$250.61	5/14/2015	Sent several final notices. Requested commercial to issue a termination letter.
14368	Tyco Electronics Subsea Co	\$704.48	(\$2,071.06)						\$2,775.54	8/7/2015	Making Wire Transfers
9814	Fentress, Michael D.	\$2,780.00	\$162.50	\$137.50	\$137.50				\$300.00	5/22/2015	
14561	Trombley, William P.	\$2,337.50							\$2,337.50	8/21/2012	Collections
13727	Ross, Robert	\$2,575.00	\$300.00						\$137.50	5/27/2014	Collections
14844	Global Investment Group In	\$2,221.40							\$2,221.40	8/8/2012	Collections
14984	Ten Bulls Corporation	\$2,166.24							\$22.57	8/8/2012	Collections
11770	Black Construction Corporation	(\$364.27)	(\$2,479.99)						\$1,305.08	3/23/2015	
10081	Landolt, Callum L.	\$2,981.30	\$150.00	\$150.00	\$600.00				\$303.00	10/15/2013	
7923	Inchcape Shipping Services	\$39,900.02	\$37,295.37	\$541.20		\$10.51			\$21,028.62	7/23/2015	Several emails to try and clear up old finance charges. They refuse
14382	Sepey, Ulysess Y.	\$2,403.75	\$137.50	\$137.50	\$137.50				\$140.00	10/9/2014	
13158	Thompson, Michael J.	\$1,546.35							\$50.00	8/12/2015	Customer trying to clear account
14868	Le, Hien Van	\$1,237.50							\$137.50	2/14/2012	Collections
15097	Junsey, Lowell B.	\$1,163.25	\$300.00						\$1,000.00	6/23/2014	Collections
14815	Rutkik, Sisdio	\$787.50							\$200.00	8/22/2013	Collections
14575	Twillgear, Rosco Dean	\$832.17	\$25.00	\$25.00					\$140.00	6/23/2015	Customer is clearing the other account
14560	Poll, Pederro H.	\$746.25							\$10.00	4/22/2009	Collections
11848	Fantasea Charters/Velez, A	\$1,408.47	\$236.87	\$212.20	\$212.20	\$25.00			\$200.00	5/26/2015	Customer says he can't make payment till boat is in the water.
15051	Isia Fishing & Diving, Inc	\$560.00							\$457.00	7/3/2014	Informed commercial. Requested to terminate
15091	Helgenberger, Patrick	\$550.00							\$137.50	7/2/2013	No longer a tenant. 2nd batch Collections
15210	RAUKULIPIY, CECILIO	\$525.00							\$300.00	1/9/2015	Collections
14849	Triad International	\$471.00							\$140.00	4/3/2012	Collections
14755	Marsono, Markus	\$405.50							\$50.00	9/11/2012	
14821	Searunner Marine Inc.	\$395.00		\$25.00					\$92.50	8/10/2015	Customer trying to clear account
14622	Singenes, Singeo I.	\$625.00		\$137.50	\$137.50				\$250.00	3/5/2015	
14597	Topstna, Juan JP	\$348.98							\$15.00	1/29/2014	Collections
14438	Geneaux, Michael	\$177.00	(\$43.00)						\$137.50	8/11/2014	
9638	Aemuyao Community School	\$371.50	\$209.00						\$249.00	7/8/2015	
15040	Tyquengco, Joseph T.	\$25.00	(\$137.50)						\$137.50	8/13/2015	
14126	Margarita Charters	\$623.50							\$137.50	7/22/2015	
14364	P.S.V. Corp./Jao, Gi Bum	\$10,658.97	\$894.75	\$2,273.28	\$5,689.99	\$510.00			\$4,461.81	4/1/2015	
11756	V. Angaco's Trucking	\$27.40	(\$63.06)						\$90.46		
15085	Designer's Focus Inc.	\$71.55							\$691.41	8/3/2015	
10621	Perez, Thomas L.G.	\$320.00	\$85.00		\$185.00				\$295.00	7/13/2015	
14917	Parsons Brinckerhoff Inter		(\$50.00)						\$50.00	9/12/2014	
14907	Talitano, John	(\$13.00)	(\$63.00)						\$50.00	8/12/2015	
13641	M.A.Y. (Guam) Inc.	\$1,226.28	\$366.43	\$408.68	\$408.68				\$1,311.72	5/26/2015	
12293	Bradford, William W.	\$27.50							\$220.00	8/6/2015	
14852	Able Construction	\$27.46							\$126.06	11/8/2011	
15103	Collier, Ernest	\$75.00	\$25.00	\$25.00					\$900.00	7/29/2015	

Account Number	Customer Name	Balance Open	Current	Days Aging					Last Paid Amount	Date	Remarks
				Over 30	Over 60	Over 90	Over 120				
13527	Hart, John R.	\$410.00	\$220.00	\$165.00				\$220.00	8/13/2015		
14485	Rains, Julian T.	\$322.50	\$162.50	\$135.00				\$300.00	8/4/2015		
9620	Alupang Beach Club	\$835.00	\$810.00					\$1,242.51	7/29/2015		
14429	Weilbacher, Walden	\$100.00	\$75.00					\$200.00	6/26/2015		
13653	Yu, Niko K.	\$10.00	(\$15.00)					\$255.00	1/12/2015		
14968	Nguyen, Hoa Van	(\$480.00)	(\$505.00)					\$265.00	1/13/2015		
14576	Waterfield, Michael	\$25.00						\$20.86	11/4/2014		
7878	Guam Response Services, Lt	\$2,460.18			\$2,440.00			\$2,558.05	7/2/2015		
14922	Jack Michael	\$45.00	\$25.00					\$415.00	6/22/2015		
15052	DENOVO VENTURES, LLC	\$20.00	(\$1,254.87)					\$1,717.24	4/3/2015		
13476	Isla MarTime Agency							\$200.00	3/10/2015		
14436	John C. Aguron/Wyung, J. Par	\$125.00	\$50.00	\$50.00				\$325.00	8/5/2015		
9742	Duenas, Christopher M.	\$25.00						\$1,874.25	7/15/2015		
15240	AVANTI MARINE SPORTS	\$3,748.50		\$1,874.25				\$1,500.00	8/13/2015		
14381	Apra Dive & Marine Sports,	\$4,098.66	\$619.63	\$2,016.68	\$1,462.35			\$1,282.44	7/8/2015		
14061	AR Sunriser Canteen/Cateri	\$1,282.44	\$14.38	\$634.03	\$634.03			\$1,000.00	6/30/2015		
14384	Auto Marine Inc.	\$1,309.18	\$309.18	\$524.79	\$475.21			\$5,205.95	4/3/2015		
13537	Wang, Jackie	\$3,277.73	\$1,861.50	\$1,375.50	\$40.73			\$224.56	11/18/2014		
14331	Frickel, Charles	\$25.00						\$437.50	8/26/2014		
13536	Guam Lucky Strike, Inc. /Jo	\$111.85	\$87.50	\$2,726.74	\$24.35			\$260.00	8/14/2015		
13696	Lotus Pacifica Trailng, In	\$2,611.73	(\$115.01)	\$210.17				\$182.25	7/17/2015		
10778	Real World Diving	(\$257.08)	(\$467.25)					\$275.00	7/29/2015		
14431	Quinata, Carlos/Amber Herl	\$137.50		\$137.50				\$2,153.25	8/4/2015		
7763	Guam Dolphin's Marine Spor	\$979.50	\$891.00	\$88.50				\$80.00	2/16/2015		
14533	Brochon, Michael	\$80.00	\$40.00	\$40.00				\$221.36	7/23/2015		
13040	Watson, Jonathan (Return	\$50.00	\$25.00	\$25.00				\$127,049.40	7/31/2015		
14642	Tristar Terminals Guam, In	\$270,080.06	\$270,080.06					\$2,387.46	8/12/2015		
7341	Amybth Shipping & Trading	\$165,178.60	\$165,178.60					\$35.47	12/4/2012		
14141	Core Tech International	\$93,660.92	\$93,660.92								
13495	BME & Son Inc.	\$6,278.56	\$6,278.56					\$6,208.50	8/7/2015		
8483	Scuba Company	\$3,441.00	\$3,441.00								
9540	Unitek Environmental Svcs	\$340.00	\$340.00					\$4,148.16	7/28/2015		
8141	Mid-Pacific Liquor Distrib	\$286.14	\$286.14					\$360.00	7/28/2015		
9831	Fish Hook Inc.	\$272.50	\$272.50					\$136.40	7/28/2015		
1490	Guam Telephone Authority	\$240.24	\$240.24					\$440.00	7/16/2015		
14663	Carly, James W. & Melvia	\$220.00	\$220.00					\$825.00	5/22/2015		
14534	Martin, Dwight	\$175.00	\$175.00					\$171.23	7/8/2015		
12446	Coast Trading (Guam) Co. Lt	\$171.23	\$171.23					\$770.83	6/29/2015		
14537	Fredrick, Bruce & Dianne	\$162.80	\$162.80					\$437.50	5/26/2015		
14861	Talsacan, Nicholas	\$162.50	\$162.50					\$60.75	7/2/2015		
14909	Propacific Builder Corpora	\$162.00	\$162.00					\$77.14	7/14/2015		
15305	Civille & Tang/Joshua Wals	\$158.28	\$158.28					\$128.52	7/1/2015		
14890	Roberts, Tom	\$153.52	\$153.52								

Account Number	Customer Name	Balance Open	Current	Days Aging					Last Paid Amount	Date	Remarks
				Over 30	Over 60	Over 90	Over 120				
15242	Ames, Todd	\$150.00	\$150.00						\$300.00	8/5/2015	
13108	Turner, David	\$137.50	\$137.50						\$137.50	8/13/2015	
14963	Castro, Jesse AR	\$102.50	\$102.50						\$280.00	6/22/2015	
13844	Hagen, William	\$82.50	\$82.50						\$220.00	7/28/2015	
15293	SWANPOEL, DEON	\$82.50	\$82.50						\$302.50	7/29/2015	
11764	American Bureau of Shippin	\$78.37	\$78.37						\$78.37	7/31/2015	
11814	J.L. Baker & Sons/CO5/LA G	\$74.05	\$74.05								
15088	Shida, Paul H.	\$70.00	\$70.00						\$210.00	4/30/2015	
12509	Hanley, Timothy F.	\$52.50	\$52.50						\$52.50	7/30/2015	
14447	Flores, Paul A	\$50.00	\$50.00						\$50.00	7/30/2015	
10743	Poppe, Edward/FISH INC	\$25.00	\$25.00						\$105.00	7/31/2015	
14124	Guam Fire Department	\$25.00	\$25.00						\$80.00	7/24/2015	
14958	DCK Pacific Guam, LLC	(\$0.06)	(\$0.06)								
14764	San Jose Investments, LLC	(\$0.20)	(\$0.20)						\$75.44	12/13/2013	
12338	Tenbata Guam	(\$6.00)	(\$6.00)						\$50.00	8/12/2015	
13914	Dezanay, Ann R.	(\$25.00)	(\$25.00)						\$40.00	7/22/2015	
13190	GENTLY BLUE DIVING SHOP	(\$33.44)	(\$33.44)						\$1,500.00	7/6/2015	
14521	Williams, Michael B.	(\$44.53)	(\$44.53)						\$137.50	8/26/2014	
13935	D.S.Y. Corporation	(\$45.00)	(\$45.00)						\$23.85	9/26/2014	
15099	Williams, Michael E.	(\$45.47)	(\$45.47)						\$150.00	8/3/2015	
14656	Pangelinan, Enrique	(\$50.00)	(\$50.00)						\$50.00	7/22/2015	
14817	Morgan, David P.	(\$68.75)	(\$68.75)						\$137.50	8/4/2014	
12937	Cruz, John R.	(\$80.00)	(\$80.00)						\$160.00	4/27/2015	
14122	Global Recycling Center	(\$85.56)	(\$85.56)						\$85.56	3/15/2013	
1849	VAN METER, LESTER M.	(\$90.00)	(\$90.00)								
14911	Royal Cargo Guam, LLC	(\$95.36)	(\$95.36)						\$95.36	11/21/2014	
15166	Jenkins, David	(\$125.00)	(\$125.00)						\$125.00	7/3/2014	
9806	Felix, Christopher	(\$137.50)	(\$137.50)						\$192.50	7/27/2015	
14443	Moritz, Lance	(\$150.00)	(\$150.00)						\$150.00	8/11/2015	
15248	MAX HIDEO OLIMA	(\$150.00)	(\$150.00)						\$150.00	7/14/2015	
14776	MAX HIDEO OLIMA	(\$169.45)	(\$169.45)						\$34,271.66	11/30/2011	
15302	MICRONESIAN RENEWABLE ENER	(\$190.72)	(\$190.72)						\$190.72	6/16/2015	
12408	Marlanaa Yacht Club	(\$200.00)	(\$200.00)						\$100.00	2/16/2015	
15120	Aguon, Paul S.N.	(\$211.55)	(\$211.55)						\$180.00	3/31/2015	
13191	Paul S.N. Aguon	(\$228.35)	(\$228.35)						\$100.00	7/16/2015	
14923	Shotguns	(\$230.00)	(\$230.00)						\$1,130.00	6/8/2015	
9697	Camacho, Antonio Frank C.	(\$240.00)	(\$240.00)						\$480.00	1/22/2015	
15259	Cruz, Jereel	(\$240.00)	(\$240.00)						\$720.00	2/20/2015	
11775	Charles Marine Sports Club	(\$247.20)	(\$247.20)						\$1,445.85	8/4/2015	
15178	Reeves, Bennett Dudley Jr.	(\$250.00)	(\$250.00)						\$250.00	6/26/2015	
14350	PIER, KENNETH	(\$275.00)	(\$275.00)						\$275.00	6/29/2015	
14570	Terjale, Glenn	(\$275.00)	(\$275.00)						\$412.50	6/26/2015	
15227	Sager, Randy G.	(\$275.00)	(\$275.00)						\$550.00	4/7/2015	

Account Number	Customer Name	Balance Open	Current	Days Aging					Last Paid Amount	Date	Remarks
				Over 30	Over 60	Over 90	Over 120				
14453	Paradis, Guy R.	(\$277.50)	\$277.50						\$167.50	7/22/2015	
14791	Fong, Francis L	(\$297.53)	(\$297.53)						\$400.00	6/24/2015	
9849	Flores, William A.	(\$300.00)	(\$300.00)						\$600.00	11/24/2014	
12373	Beightley, Jim/Mark Baldyga	(\$300.00)	(\$300.00)						\$25.00	6/1/2015	
12394	Wong, Billy	(\$300.00)	(\$300.00)						\$300.00	5/13/2015	
12851	Eric Bell	(\$300.00)	(\$300.00)						\$600.00	2/4/2015	
12895	Bell, James C. or Cynthia	(\$300.00)	(\$300.00)						\$450.00	6/18/2015	
13545	Perez, Vincent T./Vern Per	(\$300.00)	(\$300.00)						\$600.00	1/8/2015	
15290	Murrell, Robert Dan	(\$300.00)	(\$300.00)						\$500.00	2/27/2015	
10217	Mars, Thomas Z.	(\$310.76)	(\$310.76)						\$137.50	8/4/2015	
13089	Guam Fisherman's Cooperati	(\$350.00)	(\$350.00)						\$600.00	1/28/2015	
14503	Fox, Norman	(\$385.42)	(\$385.42)						\$270.00	6/29/2015	
8352	Paradise Aqua Corp.	(\$385.56)	(\$385.56)						\$385.56	7/31/2015	
9401	Tasi Tours Inc.	(\$423.05)	(\$423.05)						\$933.05	7/22/2015	
14290	DGX	(\$471.08)	(\$471.08)						\$960.00	1/16/2015	
14210	Kaneshiro, Roger J., D.D.S	(\$480.00)	(\$480.00)						\$525.00	6/19/2015	
9777	Eads, John/Guam Lucky Stik	(\$612.50)	(\$612.50)						\$1,310.57	8/5/2015	
9822	Osakana Cruise, Inc/Fish E	(\$744.42)	(\$744.42)								
1487	Guam Federation of Teacher	(\$859.00)	(\$859.00)						\$907.50	6/2/2015	
15152	SUNNY SIDE UP GUAM INC.	(\$907.50)	(\$907.50)						\$47.20	6/19/2015	
15304	GGH Guam LLC	(\$1,311.25)	(\$1,311.25)						\$250.08	8/10/2015	
9208	Micronesian Telecomm Corp.	(\$3,385.24)	(\$3,385.24)						\$172,000.00	3/4/2015	
13030	South Pacific Petroleum Co	(\$29,188.82)	(\$29,188.82)						\$47.68	6/16/2015	
12511	Hanson Permanente Cement o	(\$297,255.54)	(\$297,255.54)						\$5.00	8/14/2015	
7131	Commercial Tite Center								\$572.22	7/1/2015	
9363	Luen Fung Enterprises								\$286.08	6/24/2015	
12149	Cargo Express Inc.								\$97.49	6/25/2015	
13405	Jae Hoon Corp.								\$381.44	6/17/2015	
15031	Asia Pacific Wholesalers								\$166.93	6/30/2015	
15303	PARK MARKET'S										
15307	Arfalle, Andresha										
		\$6,429,037.77	\$4,475,107.49	\$250,989.46	\$68,998.13	\$33,450.79	\$1,600,491.90				

Account Number	Customer Name	Balance Open	Current	Days Aging				Last Paid Amount	Date	Remarks
				Over 30	Over 60	Over 90	Over 120			

6429037.77 447510 7.49 2 50989.46 68998.1 3 3345 0.79 1600491.90

Supplier	Name	Phone	CO	Balance Open	Current	61	90	91	120	Aging	121	Over
13280	America's Best El	671 6476674	75SSON	00050	479.15	479.15						
11967	American Assc of	703 6845700	00050	17589.00	17569.00							
8598	American Family I	671 6476402	5433T	00050	60.92	60.92						
11805	AMORIENT Engineer	671 6487873	ROMY	00050	410.00	410.00						
14929	AMORIENT Engineer	671 6488170	00050	2799.00	2750.00							
11674	AM Insurance	671 4772632	42MON	00050	2419.42	2419.42						
11768	Best American Top	671 6465056	(ELMA)	00050	1334.19	1334.19						
12223	Best American Top	671 4775931	00050	169.95	169.95							
1302	BALAJADIA DEBRIC	671 4726816	00050	45.00	45.00							
13174	Calvos Select Car	671 6494074	00050	293.54	293.54							
11831	Chang Chin Inc.	671 6494074	00050	143.89	143.89							
13684	Chees Travel	671 6465073	(FRANC	00050	245.00	245.00						
12403	Computer 2000	671 6462673	00050	1524.78	1524.78							
12107	Copy Express Prin	671 6462673	00050	705.00	705.00							
11148	Debt Pay & Tax/W	671 6462673	00050	1672.50	1672.50							
11778	Dewitt Tyans Salv	671 6494442	64818	00050	719.01	700.72						
7798	Diamond Auto Part	671 6424234	64603	00050	166.35	196.35						
12121	EMPSCO ENGINEERIN	671 6494674	UDPI	00050	420.00	420.00						
13555	EMPSCO ENGINEERIN	671 6494674	UDPI	00050	336.60	336.60						
13618	ERC Trading Equipmen	671 6494674	5716	00050	38310.38	38310.38						
14052	Fat East Equipmen	671 6886740	JOHNL	00050	419.88	419.88						
14763	Faetenal Computer	671 6886740	00050	180.00	180.00							
14372	Federal Reserve	800 2527863	7800	00050	1400.00	1400.00						
8775	First Hawaiian	671 6492822	00050	351.17	351.17							
9030	Foremost Crystal	671 6492822	00050	136571.03	136571.03							
11471	Gov't of Guam Ret	671 79422196	00050	6.20	6.20							
11447	Gov't of Guam Ret	671 79422196	00050	28.87	28.87							
11455	Gov't of Guam Ret	671 79422196	00050	19.02	19.02							
11130	Government of Gua	671 4758951/2	00050	1766.35	1766.35							
14507	Guam Home Center	671 6424232	(AGANT	00050	749.22	749.22						
7851	Guam Power Author	671 6462100	7330	00050	85763.39	85763.39						
1490	Guam Telephone Au	671 6472480	(ROSE)	00050	3003.76	3003.76						
15228	Guam Waterworks A	671 6477197	00050	162143.02	162143.02							
14320	GAS Security Syst	671 6468341	00050	313559.48	313559.48							
14761	Home Depot Hybal	671 6483841	00050	5500.00	5500.00							
9187	Hydra-Air Pacific	671 6475943	5844M	00050	1247.10	1247.10						
13092	HPP Industrial Pr	671 6488083	88875	00050	149.00	149.00						
13615	I Connect	671 8988888	88875	00050	617.16	617.16						
11784	Individual Asaura	671 471855E	BDNA	00050	8355.44	8348.30						
9224	Island Choice Dir	671 6465292	64652	00050	187.65	187.65						
12768	Island Equipment	671 6465292	64652	00050	180.00	180.00						
13105	IBM Corporation	800 5952979	(CATHI	00050	900.60	900.60						
15034	ITEE	671 4752408	00050	962.66	962.66							
9275	JMI-EDISON	671 6465640	00050	1253.00	1253.00							
14946	JTC Services Guam	671 4752980	00050	2550.00	2550.00							
9339	Lab Safety Supply	800 3560783	00050	110.00	110.00							
11921	Marine Technica	671 6465888	89	00050	63914.22	63914.22						
9208	Micronesian Telec	671 6465888	89	00050	10.54	10.54						
10188	Mid-Pac Par East	671 6465888	89	00050	148.65	148.65						
10256	Morrice Equipment	671 6465888	89	00050	1580.00	1580.00						
13909	MARINAS VARIETY	671 6491924	(CAROL	00050	210.00	210.00						

1577.90 161537.21 7.14 891.28

1400.00

293.54

18.29

6.20

28.87

19.02

Port Authority of Guam
Accounts Payable Summary

Supplier	Name	Phone	Co	Balance Open	Current	61	90	91	120	Aging	121	Over
15106	MORPHOTRUST USA	202 6884848	00050	126.25	126.25							
10330	Napa Auto Parts	671 6376642/7141/	00050	10622.86	10622.86							
10336	National Office S	671 6466613(EMILY	00050	3251.90	3251.90							
11092	Netcare Life & He	671 4757337	00050	24.31	24.31							
10399	Oceanic Lumber, I	671 6469111/3(WYL	00050	55.55-	55.55-							
12034	Office Of the Att	671 6484361/2	00050	12957.13	16052.73					12957.13		
10516	Pacific Data Syst	671 6468082	00050	16052.73	495.00							
14994	Pacific Petroleum	671 6461925	00050	495.00	26815.96							
13901	Pacific Waste Sys	671 6492633/6333	00050	26815.96	12000.00							
12128	Pacific Waste Sys	671 4772223	00050	12000.00	115220.00							
14831	Phillips and Bord	671 4773109	00050	115220.00	77281.58					44691.62		
14909	Propacific Builde	671 4721907	00050	121973.20	20522.10							
14631	Public Utilities	671 4775931	00050	20522.10	2.00							
11439	PAG Goodwill & M	671 4775931/X333,	00050	2.00	300.00							300.00
11511	PANGELINAM, FELIX	671 6476201	00050	300.00	1300.00							
14132	PMC Isla Health S	671 6476201	00050	610.00	610.00							
15144	R&E GARCIA LLC, D	671 6469287	00050	10363.65	10363.65							
10823	Reaction Supply C	671 4725651	00050	660.00	660.00							660.00
14792	SecureSafe Soluti	671 6490797	00050	660.00	660.00							
13070	South Pacific Pet	671 4728871(OPERA	00050	36367.34	36367.34							
12650	SANTOS, JOHN B.	671 4775931/EXT.2	00050	1528.00	1528.00							18.19
14864	STANDARD INSURANC	671 3212091	00050	29.04	10.85							
13246	Total Chemical Re	671 6464742	00050	705.00	705.00							
12779	Travel Bag, Inc.	671 4722653	00050	705.00	705.00							
13420	Treasurer of Guam	671 5652300	00050	120140.05	12392.67							2129.19
11983	Treasurer of Guam	671 5652300	00050	120140.05	1216.47							120140.05
14642	Tristar Terminals	671 6388133(CHRIS	00050	12392.67	302.00							486.12
11615	Teang Brothers Co	671 6496162	00050	302.00	34948.00							
12542	United Tire	671 6496162	00050	34948.00	5540.00							
12974	United Tire	671 6496162(LIZ)	00050	5540.00	700.00							
11623	United Environment	671 5653151(LEROY	00050	700.00	1528.00							
1033	UNTALAN, JENNIE C	671 4775931/EXT.2	00050	1528.00	8460.93							
11956	Workers Compensat	671 4775931/EXT.2	00050	8460.93	1749.36							11319.67
7253	Xerox Corporation	671 4779456/9495	00050	1749.36	1749.36							
00050	Port Authority of Guam			1183657.10	825175.68					46269.52		312211.90
	Grand Total			1183657.10	825175.68					46269.52		312211.90

PORT AUTHORITY OF GUAM

Crane Surcharge					9.50%	BOG 0101-330971 50.1122.BOGCRANE	
60.5851					Sinking	Bank Bal.	
Date	Description	Amount	Balance	Remarks	Fund	Amount	Date
2/28/2015	Depreciation	(66,666.67)	595,433.97				
2/28/2015	Pola 14 Exp 70.8390	\$ (14,570.75)	580,863.22			20,984.06	2/9/2015
	Pola 16 Exp 70.8391	\$ (15,529.96)	565,333.26			26,607.94	2/23/2015
	Pola 17 Exp 70.8392	\$ (15,641.91)	549,691.35			113.13	2/28/2015
	Gantry 3	(35,063.50)	514,627.85				
2/28/2015	Reserve	\$ (34,528.93)	480,098.92				
2/28/2015	PMC	\$ (78,460.00)	401,638.92				
3/20/2015	Loan Payment	(101,426.79)	300,212.13				
3/31/2015	Revenues	\$ 498,751.09	798,963.22				
3/31/2015	Depreciation	(66,666.67)	732,296.55				
3/31/2015	Pola 14 Exp 70.8390	(98,800.04)	633,496.51				
	Pola 16 Exp 70.8391	\$ (72,098.58)	561,397.93				
	Pola 17 Exp 70.8392	\$ (75,546.16)	485,851.77				
	Gantry 3	\$ -	485,851.77			29,742.00	3/20/2015
3/31/2015	Reserve	\$ (47,381.35)	438,470.42		\$ 47,381.35		
3/31/2015	PMC	\$ (78,460.00)	360,010.42			129.22	3/31/2015
	Oct & Nov GRT	\$ (10,358.85)	349,651.57				
4/20/2015	Loan Payment	(101,426.79)	248,224.78				
4/30/2015	Revenues	\$ 458,218.58	706,443.36				
4/30/2015	Depreciation	(66,666.67)	639,776.69				
4/30/2015	Pola 14 Exp 70.8390	\$ (5,370.38)	634,406.31				
	Pola 16 Exp 70.8391	(15,784.93)	618,621.38				
	Pola 17 Exp 70.8392	(27,567.63)	591,053.75			27,359.15	4/28/2015
	Gantry 3	-	591,053.75			127.42	4/30/2015
4/30/2015	PMC	\$ (81,149.03)	509,904.72				
4/30/2015	Reserve	(43,530.77)	466,373.96		\$ 43,530.77		
5/20/2015	Loan Payment	(101,426.79)	364,947.17				
5/31/2015	Revenues	537,881.53	902,828.70				
	Depreciation	\$ (66,666.67)	836,162.03				
5/31/2015	Pola 14 Exp 70.8390	\$ -	836,162.03				
	Pola 16 Exp 70.8391	\$ (8,424.47)	827,737.56				
	Pola 17 Exp 70.8392	\$ (7,305.72)	820,431.84				
	Gantry 3	-	820,431.84				
5/31/2015	PMC	(99,350.29)	721,081.55			134.39	5/31/2015
5/31/2015	Reserve	(51,098.75)	669,982.80		51,098.75		
5/31/2015	PMC Accrual	(28,417.78)	641,565.02				
6/20/2015	Loan Payment	(101,426.79)	540,138.23				
6/30/2015	Revenues	492,412.17	1,032,550.40				
6/30/2015	Depreciation	\$ (66,666.67)	965,883.73				
6/30/2015	Pola 14 Exp 70.8390	(28,406.83)	937,476.90				
	Pola 16 Exp 70.8391	(28,033.32)	909,443.58				

8/14/2015

PORT AUTHORITY OF GUAM

Crane Surcharge					9.50%	BOG 0101-330971 50.1122.BOGCRANE	
60.5851					Sinking	Bank Bal.	
Date	Description	Amount	Balance	Remarks	Fund	Amount	Date
9/30/2014	Balance Forwarded		138,742.37		955,383.58	965,546.40	
10/20/2014	Loan Payment	(101,426.79)	37,315.58				
10/1/2014	Pola Insurance Prem	(260,000.00)	(222,684.42)			29,742.00	10/1/2014
10/31/2014	Revenues	545,188.55	322,504.13		51,792.91	57,561.31	10/7/2014
10/31/2014	Depreciation	(66,666.67)	255,837.46			110.29	10/31/2014
10/31/2014	Pola 14 Exp 70.8390	(7,330.63)	248,506.83				
	Pola 16 Exp 70.8391	\$ 13,106.09	261,612.92				
	Pola 17 Exp 70.8392	\$ 13,365.48	274,978.40				
	Gantry 3	\$ (17,710.18)	257,268.22				
10/31/2014	Reserve	\$ (51,792.91)	205,475.31				
10/31/2014	PMC	\$ (78,460.00)	127,015.31				
11/20/2014	Loan Payment	(101,426.79)	25,588.52				
11/30/2014	Revenues	454,495.27	480,083.79		43,177.05		
11/30/2014	Depreciation	(66,666.67)	413,417.12			19,240.00	11/6/2014
11/30/2014	Pola 14 Exp 70.8390	(30,732.71)	382,684.41			31586.72	11/13/2014
	Pola 16 Exp 70.8391	(37,226.22)	345,458.19			29,742.00	11/21/2014
	Pola 17 Exp 70.8392	(37,085.09)	308,373.10				
	Gantry 3	(12,937.50)	295,435.60				
11/30/2014	Reserve	(43,177.05)	252,258.55			112.31	11/30/2014
11/30/2014	PMC	(78,460.00)	173,798.55				
12/20/2014	Loan Payment	(101,426.79)	72,371.76				
12/31/2014	Revenues	\$ 443,373.51	515,745.27		42,120.48		
12/31/2014	Depreciation	(66,666.67)	449,078.60				
12/31/2014	Pola 14 Exp 70.8390	\$ (12,506.22)	436,572.38				
	Pola 16 Exp 70.8391	(15,780.36)	420,792.02				
	Pola 17 Exp 70.8392	\$ (17,451.60)	403,340.42			26,934.47	12/10/2014
	Gantry 3	\$ (9,600.20)	393,740.22			122.29	12/31/2014
12/31/2014	Reserve	\$ (42,120.48)	351,619.74				
12/31/2014	PMC	\$ (78,460.00)	273,159.74				
1/20/2015	Loan Payment	(101,426.79)	171,732.95				
1/31/2015	Revenues	\$ 492,104.40	663,837.35		\$ 46,749.92		
1/31/2015	Depreciation	(66,666.67)	597,170.68				
1/31/2015	Pola 14 Exp 70.8390	(13,889.62)	583,281.06				
1/31/2015	Pola 16 Exp 70.8391	(17,242.62)	566,038.44		-	123.22	1/31/2015
1/31/2015	Pola 17 Exp 70.8392	\$ (17,888.47)	548,149.97				
	Gantry 3	-	548,149.97				
	Reserve	(46,749.92)	501,400.05				
1/31/2015	PMC	\$ (78,460.00)	422,940.05				
1/31/2015	50.1621.PARTS	\$ (22,875.00)	400,065.05				
2/20/2015	Loan Payment	(101,426.79)	298,638.26				
2/28/2015	Revenues	\$ 363,462.38	662,100.64		\$ 34,528.93		

PORT AUTHORITY OF GUAM

Crane Surcharge					9.50%	BOG 0101-330971 50.1122.BOGCRANE	
60.5851					Sinking	Bank Bal.	
Date	Description	Amount	Balance	Remarks	Fund	Amount	Date
6/30/2015	Pola 17 Exp 70.8392	(26,565.00)	882,878.58				
	Gantry 3	-	882,878.58				
6/30/2015	PMC Accrual	(250,790.58)	632,088.00				
6/30/2015	Reserve	(46,779.16)	585,308.84		46,779.16	15,037.02	6/26/2015
6/1/2015	Reverse Accrual	28,417.78	613,726.62			130.17	6/30/2015
6/30/2015	PMC	(63,914.22)	549,812.40				
					\$ 1,362,542.89	\$ 1,281,185.51	

PORT AUTHORITY OF GUAM

Facility Maintenance Fee Ledger						50.1122.BOGFM	
						BOG	
Date	Description	Debit	Credit	Balance	Remarks	Balance	Date
				-		1,343.72	10/18/2012
10/31/2012	Revenues	128,054.41		128,054.41			
11/30/2012	Revenues	136,714.49		264,768.90		17,571.41	3/18/2013
12/31/2012	Revenues	135,134.97		399,903.87		16,017.96	3/28/2013
1/31/2013	Revenues	83,474.01		483,377.88		50,000.00	4/2/2013
2/28/2013	Revenues	134,963.11		618,340.99		55,181.02	4/5/2013
3/31/2013	Revenues	106,297.86		724,638.85		15,000.00	4/10/2013
4/30/2013	Revenues	101,044.38		825,683.23		87,504.18	4/15/2013
5/31/2013	Revenues	133,634.87		959,318.10		350,000.00	4/19/2013
6/14/2013	LC4 Cable Replacement (DCK Pacific)		78,000.00	881,318.10	Completed	18,650.26	4/30/2013
6/30/2013	Revenues	111,439.34		992,757.44		107,294.52	5/8/2013
7/31/2013	Revenues	131,824.10		1,124,581.54		11,818.72	6/27/2013
7/31/2013	Container Yard Stripping		235,000.00	889,581.54	Awarded	5,112.15	7/3/2013
7/31/2013	F5/6 Concrete Pole Light Upgrade Doc		280,316.10	609,265.44	Awarded	37,942.64	7/10/2013
7/31/2013	High Tower Renovation		25,000.00	584,265.44		94,264.19	7/12/2013
7/31/2013	Lower Tower Renovation		65,000.00	519,265.44		11,388.23	7/24/2013
7/31/2013	Warehouse 1, Bay 2 & 3 removal/rep		75,500.00	443,765.44	Completed		
	Terminal Relocation		10,000.00	433,765.44		106,434.24	7/30/2013
8/31/2013	Revenues	110,602.88		544,368.32			
8/31/2013	Lower Tower 2nd Floor Renovation		53,000.00	491,368.32			
	Hotel Wharf		537,000.00	(45,631.68)	Completed	19,950.41	8/2/2013
9/30/2013	Revenues	104,197.42		58,565.74		58,758.05	8/13/2013
10/31/2013	Revenues	131,158.87		189,724.61		106,361.97	9/3/2013
11/30/2013	Revenues	104,937.30		294,661.91		17,677.97	9/25/2013
12/31/2013	Revenues	111,418.07		406,079.98		25,695.93	9/30/2013
1/3/2014	F-6 Bollard Repair		17,670.72	388,409.26	Completed	99.78	12/31/2013
1/3/2014	Spalling - CFS		221,000.00	167,409.26	Awarded	39,420.19	1/9/2014
1/3/2014	Hatch Covers-CFS		12,000.00	155,409.26		260.76	1/31/2014
	Other Small Projects		2,516.00	152,893.26			
1/31/2014	Revenues	125,865.40		278,758.66			
2/17/2014	F2/F3 West Gate		5,000.00	273,758.66			
2/28/2014	Revenues	88,709.38		362,468.04		120.22	2/28/2014
2/26/2014	Underground Power lines LC3, CFS & H		90,000.00	272,468.04			
3/31/2014	Revenues	111,424.72		383,892.76		77,786.35	
4/30/2014	Revenues	137,520.07		521,412.83		140.04	
5/28/2014	Lower/Higher Tower Addtl funding		205,000.00	316,412.83		136.83	4/30/2014
5/31/2014	Revenues	146,890.26		463,303.09		29,306.63	5/19/2014
6/30/2014	Revenues	120,442.35		583,745.44		142.61	5/31/2014
7/31/2014	LC-4 Primary Metering Cubicle Repair		95,000.00	488,745.44		139.87	6/30/2014
7/31/2014	Revenues	125,194.43		613,939.87		144.54	7/31/2014
8/31/2014	Revenues	134,596.45		748,536.32		144.56	8/31/2014
9/30/2014	Revenues	119,591.35		868,127.67		139.91	9/30/2014
10/31/2014	Revenues	143,860.66		1,011,988.33		144.59	
10/17/2014	A/E Srvs for Wheel Stopper, Storm Dra		300,000.00	711,988.33			
	Concrete Storm Drain Channel System		600,000.00	111,988.33			
	Cathodic Services		10,000.00	101,988.33			
	CY Water Line Valves		50,000.00	51,988.33			
	CY Asphalt Pavement Repairs		50,000.00	1,988.33			
11/30/2014	Revenues	133,433.07		135,421.40		1,874.25	11/26/2014
12/15/2014	Cntr offices & parts storage for crane r		29,000.00	106,421.40			
12/31/2014	Revenues	120,992.72		227,414.12		139.94	11/30/2014
1/30/2015	EQMR Cable Replacement		60,000.00	167,414.12		128.52	12/19/2014
1/30/2015	F6 Cleats		25,000.00	142,414.12		144.82	12/31/2014
1/30/2015	CFS change order addtl spalling		60,000.00	82,414.12			
1/30/2015	Installation of Generators		50,000.00	32,414.12			
1/31/2015	Revenues	130,566.70		162,980.82		1,000,230.46	1/31/2015
2/20/2015	Hotel Wharf Pull test		50,000.00	112,980.82		226.74	2/28/2015
2/28/2015	Revenues	109,446.82		222,427.64			
10/17/2014	Other Small Misc. Projects		116,301.00	106,126.64			
3/31/2015	Revenues	138,020.27		244,146.91		251.06	3/31/2015
4/30/2015	Revenues	117,407.92		361,554.83		242.98	4/30/2015
4/15/2015	Fleet Maint Shelter Canopy		96,055.00	265,499.83			
5/31/2015	Revenues	142,379.04		407,878.87		251.11	5/31/2015
6/30/2015	Revenues	127,041.65		534,920.52		243.04	6/30/2015
						1662.07	6/29/2015
						2,367,489.44	

FEDERAL GRANT/LOANS & LOCAL FUNDING PROGRAMS
FY2015 Port Modernization Plan
Grant Strategy - Monthly Update

August 18, 2015

Summary Sheet of Funding/Financing

	On-hand	Expenditures	Remaining Balance	NOTES
Port Modernization				
Modernization	\$ 52,600,000.00	\$ 48,854,655.17	\$ 3,745,344.83	\$48.5M Port Enterprise Fund
Security	\$ 7,092,399.00	\$ 5,465,863.13	\$ 1,626,535.87	
Marinas	\$ 1,261,728.00	\$ 953,101.72	\$ 308,626.28	
Port Police	\$ 26,812.00	\$ 3,177.63	\$ 23,634.37	
Grand Totals:	\$ 60,980,939.00	\$ 55,276,797.65	\$ 5,704,141.35	

Applications/Approved Pending

			NOTES
Port Police	\$ 28,350.00		DPW OHS
TIGER 7	\$ 21,556,741.00		USDOT H-Wharf
Grand Totals:	\$ 21,585,091.00		

PORT AUTHORITY OF GUAM - FEDERAL GRANT FUNDING PROGRAMS
Tuesday, August 18, 2015

I. Port Modernization

ITEM	GRANT #	PROJECT NAME	Federal or Local Agency	Notice to Proceed	% Completed	Award Date / End Date	Award Amount	Draw Down Submitted	Remaining Balance	STATUS:
FY2010-01	Port Enterprise Fund Program	Guam Commercial Port Improvement Program	DOD to DOT Maritime Administration Agency (MARAD)	09/22/10	95.1%	9/22/2010 - 9/22/2015	\$ 48,500,000.00	\$ 46,134,655.17	2,365,344.83	Transferred to the Port Enterprise Fund on 09/22/2010. As of 9/31/2015 Dashboard Total Transferred to Project \$50M; Total for Contracts \$48.5M; Total for MARAD Admin \$1.5M; EA Engineering \$45,206,655.17; Pending Contract Obligations \$928,000.00 Version: 3/31/2015 PAG Financial Dashboard
FY2010-03	GR0706-10-10	Project Controls and Program Accountability Services	Office of Economic Adjustment (OEA) DOD	10/01/10	100.0%	10/1/2010 - 9/30/2012 Extension approved 9/30/2013 Extension approved 11/30/2014	\$ 750,000.00	\$ 750,000.00	\$ -	PAG has been reimbursed the full grant amount. Awaiting grant close out documents.
FY 2011-01	GR0706-11-12	Owner's Agent Engineer Support Services	Office of Economic Adjustment (OEA) DOD	04/01/11	100.0%	4/01/2011- 3/31/2012 Extension approved - 01/31/2014 Extension approved - 11/30/2014	\$ 1,970,000.00	\$ 1,970,000.00	\$ -	PAG has been reimbursed the full grant amount. Awaiting grant close out documents.
FY 2015-02	GR0706-15-21	Owner's Agent Engineer Support Services	Office of Economic Adjustment (OEA) DOD			01/01/2015 - 12/31/2016	\$ 1,380,000.00	\$ -	1,380,000.00	Contract process is ongoing.
GRAND TOTAL GRANTS FOR MODERNIZATION:							\$ 52,600,000.00	\$ 48,854,655.17	\$ 3,745,344.83	

II. SECURITY

ITEM	GRANT #	PROJECT NAME	Federal or Local Agency	Notice to Proceed	% Completed	Award Date / End Date	Award Amount	Draw Down Submitted	Remaining Balance	STATUS:
FY2009-03	2009-PU-19-0003	U 3: Communication Duct bank Work (formerly Radar/Intrusion Detection System)	PSGP	03/01/10	100.0%	2/29/09 - 12/31/2013	\$ 600,832.50	\$ 600,832.50	0	Project Completed
FY2009-04	2009-PU-R1-0154	Renovation/Upgrade of existing Port Police Building to Serve as the PAG's Maritime and Port Security Operations Center	President's ARRA Supplemental PSGP	04/12/10	99.1%	09/2009 05/31/13	\$ 910,593.50	\$ 902,156.94	8,436.56	Project Completed
FY2010-01	2010-PU-10-0080	U 1: Command and Control Integration of CCTV Security Surveillance, Access Control/Secured Credentialing, Radar Intrusion/Detection, and TWIC Readers Systems	PSGP	02/10/11	99.9%	06/01/10 05/31/2014	\$ 2,257,500.00	\$ 2,254,505.74	2,994.26	Project Completed

II. SECURITY (cont.)

ITEM	GRANT #	PROJECT NAME	Federal or Local Agency	Notice to Proceed	% Completed	Award Date / End Date	Award Amount	Draw Down Submitted	Remaining Balance	STATUS:
FY2011-02	EMW-2011-PU-00200-501	U2: Mobile Cargo and Vehicle CBRNE Detection and Screening System	PSGP	09/01/11	64.7%	09/01/2011 - 08/31/2014	\$ 1,525,790.00	\$ 987,304.00	\$ 538,486.00	Backscatter Van being utilized by Customs. Balance of funding has been designated for several FEMA approved projects. A more detailed project status/completion will be provided in the next grant update.
FY2013	EMW-2013-PU-00206	CMU Wall & Heavy Duty Chain Link Security Fencing	FEMA Port Security Grant Program	Notification of Award issued 8/24/2013 by DHS Preparedness Grant Program Announcement	18.2%	8/24/2013 - 8/24/2015	\$ 461,712.00	\$ 84,205.38	\$ 377,506.62	Project Ongoing with Contractor Inland Builders.
FY2014		Upgrade and Refurbishment of Safe Boat Acquired from the US Coast Guard Sector Guam	FEMA Port Security Grant Program	Waiting on USDHS/FEMA grant award documents	0.0%		\$ 311,330.00	\$ -	\$ 311,330.00	GSA has completed its review of the IFB for the Safe Boats. Now waiting on awarding the contract.
FY2014		Enhancement of the PAG's Critical Infrastructure Cyber Security	FEMA Port Security Grant Program	Waiting on USDHS/FEMA grant award documents	0.0%		\$ 157,500.00	\$ -	\$ 157,500.00	Communication initiated with USCG recommended entity thru US DHS on performing a comprehensive cyber security assessment on the Port's IT/Security infrastructure backbone.
GRAND TOTAL FOR SECURITY:							\$ 6,225,258.00	\$ 4,829,004.56	\$ 1,396,253.44	

III. MARINAS

ITEM	GRANT #	PROJECT NAME	Federal or Local Agency	Notice to Proceed	% Completed	Award Date / End Date	Award Amount	Draw Down Submitted	Remaining Balance	STATUS:
FY2014-01	D14AP00020 / Guam-CIP-2014-1	Agat Marina Dock "C & D" Repairs	Department of Interior Office of Insular Affairs (DOI/OIA)	02/20/15	100.0%	10/1/2013 - 9/30/2018	\$ 939,484.00	\$ 939,484.00	\$ -	Total Project Cost \$1,593,208. Project completed May 14, 2015. As of 8/14/2015, pending \$278,993.48 reimbursement from DOI/OIA.
FY2014-02	F13AHP01023	Harbor of Refuge A/E Design & Environmental Studies - Phase I	DOI/F&WS/Dept. of AG/DAWR	07/01/14	11.0%	10/1/2013 - 9/30/2015	\$ 95,000.00	\$ 10,473.25	\$ 84,526.75	PAG Sub-grantee through DOAG. PAG Cost Share \$25,000. Total Project Cost \$120,000. Environmental Assessment completed. A/E Design & Environmental Assessment Completed.
FY2014-03	F13AHP00191	Renovation of the Guam Harbor of Refuge Phase II - A/E Design, Repairs to Moorings, Acquisition of Pumpout System & Shelter/Housing	DOI/F&WS/DOAG DAWR	03/31/14	0.0%	10/26/2013 - 9/30/2015	\$ 86,181.00	\$ -	\$ 86,181.00	PAG Sub-grantee through DOAG. PAG Cost Share \$23,750. Total Project Cost: \$109,931.
FY2014-04	F13AHP00130	Renovations of Existing Pump-outs at Marinas	DOI/F&WS/Dept. of AG/DAWR	02/18/14	5.1%	6/10/2013 - 9/30/2014 *Extension approved until 9/30/2015	\$ 61,063.00	\$ 3,144.47	\$ 57,918.53	PAG Sub-grantee through DOAG. MODU approved: One (1) Year No Cost Extension approved by USIWSFS. Bid Awarded to ProPecific Builders, Inc. for \$78,800 (Note: Difference of \$9,118.53 is funded by PAG).
FY2014-05	F10AH00014	Agat Small Boat Marina 1)Concrete Catwalk Repair	DOI/F&WS/Sport Fishing Program/Dept. of AG/DAWR	Refer to Status column	0.0%	11/17/2014 - 9/30/2015	\$ 80,000.00	\$ -	\$ 80,000.00	PAG Sub-grantee through DOAG. Contract currently with PAG legal counsel for review.
GRAND TOTAL FOR MARINAS:							\$ 1,261,728.00	\$ 953,101.72	\$ 308,626.28	

IV. Port Police - Highway Safety

ITEM	GRANT #	PROJECT NAME	Federal or Local Agency	Authorization to Proceed	% Completed	Award Date / End Date	Award Amount	Draw Down Submitted	Remaining Balance	STATUS:
FY2015-01	PT15-03-03PAG	Port Police Division - Section 402 Highway Safety Funds	Department of Public Works/Office of Highway Safety	04/21/15	\$ -	10/2/2014 - 9/2/2015	\$ 26,812.00	\$ 3,177.69	\$ 23,634.37	PAG Sub Grantee through OHS Agreement approved on 11/21/2014.

GRAND TOTAL FOR PORT POLICE HIGHWAY SAFETY:

\$ 26,812.00 \$ 3,177.69 \$ 23,634.37

V. OTHER

ITEM	POTENTIAL FUTURE GRANTS	PROJECT NAME	Federal or Local Agency	COMMENTS	PAG Estimated Cost Share	Federal Cost Share %	Total Amount	STATUS:
FY2016-01	Submitted 4/24/2015	Port Police - Section 402 Highway Safety Funds	Department of Public Works/Office of Highway Safety		\$ -	\$ 28,350.00	\$ 28,350.00	Subject for review and approval
FY2016-02	Submitted 6/2/2015	Maintenance & Repair of H Wharf and Access Road	USDOT National Infrastructure Investments		\$ -	\$ 21,556,741.00	\$ 21,556,741.00	Subject for review and approval

GRAND TOTAL FOR OTHER:

\$ - \$ 21,585,091.00 \$ 21,585,091.00

OPERATION DIVISION REPORT SUMMARIZATION

August 6, 2015

Prepared By: John B. Santos

CONTAINER REPORT:

For the Month of July:

- Total Cargo Vessels: 22
- Total Containers Handled: 9,121
-

Year to Date (October 2014 – September 2015)

- Total Cargo Vessels: 206
 - Total Containers Handled: 76,581
 - Monthly Container Handled Average: 7,658
-

VESSEL PRODUCTIVITY REPORT:

Average Gross Move Per Hour (AGMPH):

- Matson 22 AGMPH
 - Mana 10 AGMPH
 - MSA Barges 12 AGMPH
 - MSA Kyowa 11 AGMPH
 - Ambyth 15 AGMPH
 - MEL 20 AGMPH
-

EQUIPMENT REPORT:

Gantry Cranes:

Gantry Cranes 5 & 6 is still operational status. Gantry #3 is still under maintenance/repair status. Gantry #4 still down for engine generator repair; Gantry cranes 5 & 6 were utilized and with **downtime status**: Gantry 5 had 3.1 hours downtime due to problems with its power, spreader, hoist, performed lube, & engine check; Gantry 6 had 1.0 hour downtime due to problems with its lights & spreader.

**OCTOBER 2014 - SEPTEMBER 2015
VESSEL OPERATION RECAP
FISCAL YEAR 2015**

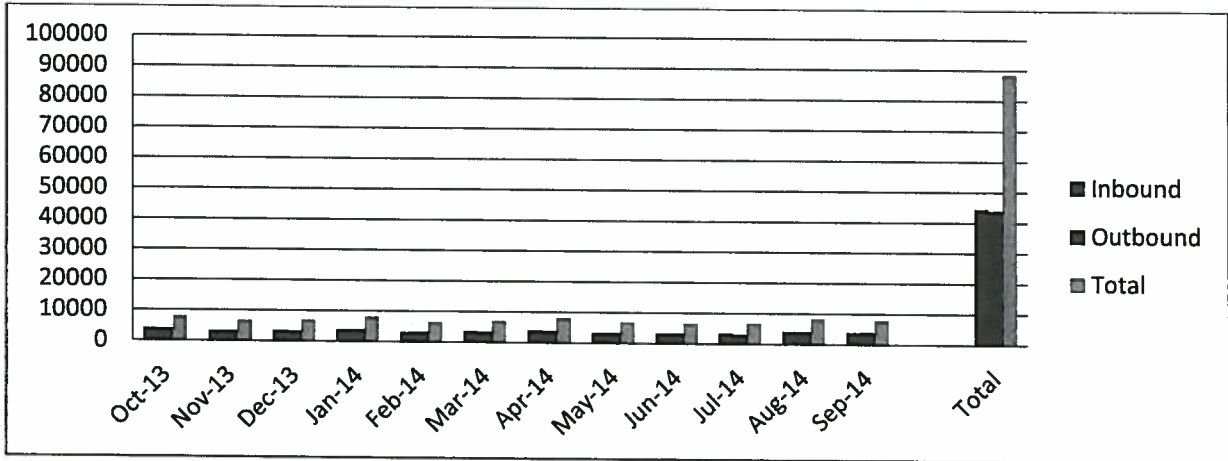
	October	November	December	January	February	March	April	May	June	July	August	September	Total
MATSON													
No. Vessel	4	4	5	4	3	5	4	4	4	5			42
Discharge	2412	2412	2994	1977	1662	3471	2365	2380	2494	3046			22213
Loaded	2300	2207	2793	2320	1611	3270	2388	1769	2294	2570			23522
Total Moves	4712	4619	5787	4297	3273	6741	4753	4149	4788	5616			48735
Cranes used	G4,5,6	G4,5,6	G4,5,6	G4,5,6	G4,5,6	G4,5,6	G5,6	G5,6	G5,6	G5,6			
Average GMPH	21.3	21.4	22.6	19.1	20.7	21.5	21.5	22.5	22.8	21.6			21.5
Mana													
No. Vessel	4	3	4	0	0	3	4	3	2	5			28
Discharge	195	214	318	0	0	114	243	112	113	306			1615
Loaded	247	152	259	0	0	207	227	188	62	395			1737
Total Moves	442	366	577	0	0	321	470	300	175	701			3352
Cranes used	G4,5,6	G5,6	G4,5,6	0	0	G5,6	G5,6	G5,6	G5,6	G5,6			
Average GMPH	8.6	12.6	16.2	0	0	11.3	14	10.5	16.6	13.7			10.4
Barge													
No. Vessel	1	2	1	6	6	5	1	2	5	1			30
Discharge	19	57	28	177	257	279	0	19	62	0			898
Loaded	0	120	0	278	197	213	50	57	230	6			1151
Total Moves	19	177	28	455	454	492	50	76	292	6			2049
Cranes used	G4,6	G5,6	G5	G4,5,6	G4,5,6	G5,6	G6	G5,6	G5,6	G6			
Average GMPH	10.4	13.5	13.2	15.6	15.3	18.7	4.9	13.9	9.9	5.8			12.1
Kyowa													
No. Vessel	4	4	5	4	4	4	5	3	5	3			41
Discharge	387	379	483	423	489	364	649	430	600	394			4598
Loaded	547	451	611	479	418	551	837	521	780	538			5733
Total Moves	934	830	1094	902	907	915	1486	951	1380	932			10331
Cranes used	G4,5	G4,5,6	G5,6	G5,6	G4,5,6	G5,6	G6	G5,6	G5,6	G5,6			
Average GMPH	9	12.2	13.2	11.6	12.8	9.4	8.4	11.8	11.4	7.4			10.7
Mell													
No. Vessel	5	6	4	4	4	4	4	5	3	5			44
Discharge	623	458	423	440	531	361	395	540	480	800			5051
Loaded	308	765	218	600	540	421	444	496	316	713			4821
Total Moves	931	1223	641	1040	1071	782	839	1036	796	1513			9872
Cranes used	G4,5,6	G4,5,6	G4,5,6	G4,5,6	G4,5,6	G4,5,6	G5,6	G5,6	G5,6	G5,6			
Average GMPH	15.1	23.1	22.9	18.6	21	15.9	19.9	22.2	19.5	18.3			19.7

Container Total Comparison
Fiscal Year 2014 - Fiscal Year 2015

Month	Inbound	Outbound	Total
Oct-13	4090	3949	8039
Nov-13	3335	3342	6677
Dec-13	3598	3419	7017
Jan-14	4018	4098	8116
Feb-14	3242	3394	6636
Mar-14	3652	3500	7152
Apr-14	4120	4009	8129
May-14	3446	3458	6904
Jun-14	3319	3308	6627
Jul-14	3507	3249	6756
Aug-14	4229	4173	8402
Sep-14	3991	4107	8098

7205 **(10 Months Average)**

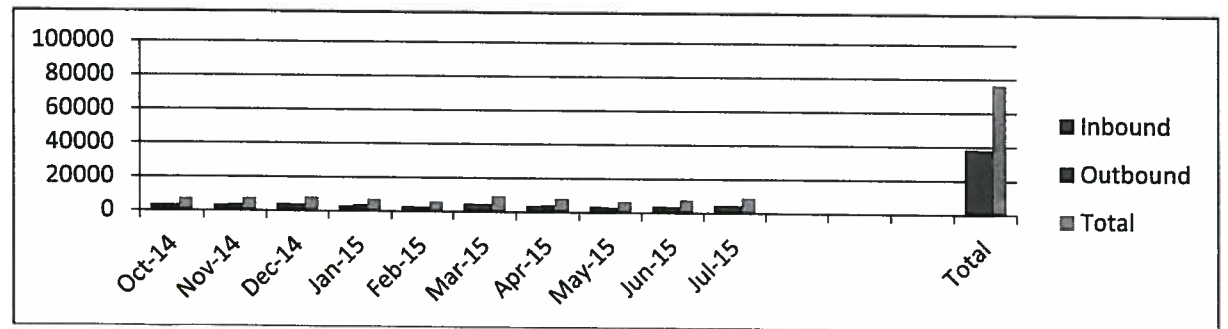
Total	44547	44006	88553
--------------	--------------	--------------	--------------



Month	Inbound	Outbound	Total
Oct-14	3757	3497	7254
Nov-14	3639	3797	7436
Dec-14	4335	3920	8255
Jan-15	3207	3913	7120
Feb-15	2987	2809	5796
Mar-15	4716	4759	9475
Apr-15	3755	4056	7811
May-15	3555	3110	6665
Jun-15	3868	3780	7648
Jul-15	4673	4448	9121
			0
			0

7658 **(10 Months Average)**

Total	38492	38089	76581
--------------	--------------	--------------	--------------



**CY 2015 PAG CRANES
MONTHLY REPORT**

	Total Ops Hrs	Total Vessels	Total Shifts	Total Container Moves	Total Down Time (Hrs)	Types of repairs performed	
January	Gantry #3	0	0	0	0	n/a	
	Gantry #4	108.7	7	16	1597	3.7	power,spreader,gantry
	Gantry #5	176.8	16	31	3355	3.8	power,twistlock,brakes,spreader
	Gantry #6	134.9	12	29	2150	1.3	power,light panel,twistlock
	Gantry #3	0	0	0	0	0	n/a
	Gantry #4	85.7	8	13	1247	2.1	power,spreader
February	Gantry #5	101.6	9	17	2137	1.3	hoist,spreader,motor,engine
	Gantry #6	130	14	22	2374	1.7	spreader
	Gantry #3	0	0	0	0	0	n/a
	Gantry #4	19	2	3	437	1.1	power
March	Gantry #5	286.3	19	43	5039	5.7	power,spreader,gantry wheel,hoist,light
	Gantry #6	216.4	15	29	3960	14.5	spreader,hoist,power tripping,spreader,twistlock
	Gantry #3	0	0	0	0	0	n/a
	Gantry #4	0	0	0	0	0	generator under repair
April	Gantry #5	189.8	12	29	3721	4.9	power,twistlock,spreader
	Gantry #6	236.7	15	40	3781	1.6	power,spreader,brakes
	Gantry #3	0	0	0	0	0	n/a
	Gantry #4	0	0	0	0	0	Under repair status
May	Gantry #5	119.6	15	31	3658	1.7	Hoist,spreader,power,brake,gantry
	Gantry #6	143.9	11	27	2869	2	Spreader,power,loose parts,trolley
	Gantry #3	0	0	0	0	0	n/a
	Gantry #4	0	0	0	0	0	Still under repair status.
June	Gantry #5	178.5	14	35	3960	2.5	Spreader,power,gantry,brake
	Gantry #6	191	14	32	3661	8.1	Gantry,twistlock,power cable
	Gantry #3	0	0	0	0	0	n/a
	Gantry #4	0	0	0	0	0	Still under repair status.
July	Gantry #5	172.7	15	33	4254	3.1	Power,spreader,hoist,lubrication,engine check
	Gantry #6	286.5	19	45	4675	1.0	Lights, spreader

PORT AUTHORITY OF GUAM
Jose D. Leon Guerrero Commercial Port
ENGINEERING/CIP DIVISION
Piti, Guam 96925

August 17, 2015

MEMORANDUM

TO: General Manager
FROM: Engineer Manager
SUBJECT: 2015 Summary Status:
: Ongoing & Proposed CIP Projects
: Guam Commercial Port Improvement Program.

The following is a summary list of on-going projects to include the Guam Commercial Port Improvement Program projects. *Latest developments are italicized.*

1) PROJECT: **Replacement of Welded Steel Petroleum Distribution Piping & Appurtenances**

RFP NUMBER: PAG-011-004
CONTRACTOR: Rex International, Inc.
PROJECT AMOUNT: \$1,538,819.00
PAYMENT TO DATE: \$813,907.11
CHANGE ORDER: \$5,274.54 (CO1)
TOTAL AMOUNT \$1,544,093.54
BALANCE TO DATE: \$730,186.43
DESIGNER: N.C. Macario & Associates
FUNDING SOURCE: 1) A/E Design funded by PAG (\$289,928.18)
2) CM funded by PAG (\$245,000.00)
3) Available fund by FHWA (\$2,464,042.22)

A/E Completion Time: February 10, 2012
PAYMENT TO DATE: \$289,928.18 (Design)
BALANCE TO DATE: \$0.00 (Design)
NOTICE TO PROCEED: May 5, 2014 (Construction)
COMPLETION TIME: March 1, 2015 (305 Calendar Days after NTP issuance)
Construction Manager: Parson Transportation Group, SSFM, & Port Engineering/CIP Division

CM COST: \$245,000.00 (CM)
CHANGE ORDER: \$96,423.00 (CO1:\$55,968.00, CO2:\$40,455.00)
TOTAL CM COST: \$341,423.00
PAYMENT TO DATE: \$0.00 (CM)
BALANCE TO DATE: \$0.00(CM)
POINT OF CONTACT: Alex Dorado, Design Engr.(NCMA)
Maria Alves, (PTG)

WORK STATUS:

Buster Anderson (PTG)
Crispen Bensen, (DPW)
PAG ENGG/CIP Div.

DPW is issuing Rex Int. a Lack of Progress memo in regards to the non submission of critical scheduled submittals & no activity at 24% completion time.

First shipment of pipes arrived 8/19/2014 & second shipment arrived on 9/16/2014. Contractor's pre-activity meeting is scheduled on 9/22/2014 prior to actual start of rehabilitation work. Contractor has completed the firewater line prepping & waiting for Mobil's second open window on 12/16-27/2014. A pre-activity meeting with Mobil is scheduled on 12/11/2014. A 3rd open window is on Jan.21 thru Feb.3, 2015 & pre-activity meeting is scheduled on 1/16/2015 in Mobil Office. Contractor installed the fire water line from 2/1-12/2015 & was released back to Mobil on 2/11/2015 @ 1200H. Test fire waterline for leaks & pressure setting for an hour for satisfactory operations. 4th open window for line "D" start 3/4 -14/2015 on the landside area. Contractor completed the line "D" until the secondary manifold & released back to Mobil on 3/14/2015. Contractor is working Line "D" from secondary manifold to Pier & will return Line "D" to Mobil on 4/11/2015. Start prep/fit-up works for Line "A" in landside area. Line "A" was released by Mobil to Rex Int. on 5/3/2015 & return to Mobil on 5/14/2015. X-ray, hydro test & flushing were completed prior to Mobil's re-commissioning the line "A". Line "C" was released by Mobil to contractor on 6/1/2015 & return to Mobil on 6/14/2015. Pass the X-ray test, hydro test & flushing on 6/12-13/2015.

Mobil turn-over water Line "B" to Rex on 8/3/2015 & hydro tested line & passed on 8/11/2015. Rex is working on the tunnel asphalt pavement & the on-going fuel lines touch-up paint works. Conduct final walk thru inspection for Line "B" punch lists on 8/17/2015.

- 2) **PROJECT:** **Concrete Storm Drain Channel System Upgrade**
IFB NUMBER: PAG-012-00
CONTRACTOR: N/A
PROJECT AMOUNT: \$700,000.00 (Conservative estimate)
DESIGNER: Design-Built
FUNDING SOURCE: Port Authority of Guam
NOTICE TO PROCEED: N/A
COMPLETION TIME: 6 months after NTP
PAYMENT TO DATE: \$0
Construction Manager: Port Engineering/CIP Division
WORK STATUS: N/A
NOTE: Bid opening was on October 3, 2012. Lowest responsive bid was \$330,000.00 (BME & Sons). Procurement issued a cancellation letter in regards to GEPA requirements affecting this project. Project on hold for additional funding supplement. Project is deferred until the next fiscal year. Engineering office will forward the updated technical scope to A/E Designer for drafting

the design plan. Project will be forwarded to A/E for design draft.

Awaiting for Cost & Design Plan from AmOrient Engineering.

- 3) **PROJECT:** **Agat Marina Ramp's Left Side Concrete Catwalk Repair**
IFB NUMBER: PAG-015-004
CONTRACTOR: ProPacific Builders
PROJECT AMOUNT: \$57,818.52
DESIGNER: Design-Built
FUNDING SOURCE: Department of Agriculture, Sport Fish Restoration/Boating Access Grant # F-21-B1
NOTICE TO PROCEED: N/A
COMPLETION TIME: 5 months after NTP issuance
PAYMENT TO DATE: \$0
BALANCE TO DATE: \$0
Construction Manager: Port Engineering/CIP Division
WORK STATUS: N/A
NOTE: DoAg is waiting for the amendment letter from USFW on this project. Meeting with USFW & DAWR on 2/6/2014 & was informed that the amendment letter is forthcoming. DoAg give the go signal on 3/17/2015 & work permit is forwarded to BBMR for confirmation of fund. Procurement office to indorsed BOD approval. PAG received the approved Work Permit from BBMR on 4/3/2015 & Procurement office to advertise project for bid. Bid opening was on 6/5/2015, ProPacific Builder as a sole bidder for \$57,818.52. Procurement office to issue Bid Analysis for management approval.
Contract is routed for PAG signatories & NTP will be issued to contractor once signed.
- 4) **PROJECT:** **A/E Design Consultant Services**
RFP NUMBER: PAG -013-002/P.O. # 10882-OF
DESIGNER: AmOrient Engineering
PROJECT AMOUNT: \$182,000.00
FUNDING SOURCE: Port Authority of Guam
NOTICE TO PROCEED: January 6, 2014
COMPLETION TIME: May 6, 2014 (4 Months after NTP)
PAYMENT TO DATE: \$145,019.70
BALANCE TO DATE: \$36,980.00
POINT OF CONTACT: John Robertson, GM (AmOrient Engg.)
Aquilino Cabrias, Design Engr. (AmOrient Engg)
PAG ENGG/CIP Div.
WORK STATUS: AmOrient is preparing the design plans & specifications for projects.
NOTE: Task Order # 2 (Environmental-LC-1/LC-4/LC-5 (Generator air emission) & Task Order # 3(Environmental-Harbor of Refuge) will be issued out to the consultant. AmOrient submitted the SoW for T.O.# 3 on 8/27/2014. Planning forwarded the SoW to DoAg on 9/10/2014 for comments. T.O.#3 is routed for certification of funds & approval. AmOrient is preparing the design aspects & is due by 7/6/2015. Designer is working on the

Harbor of Refuge environmental assessment. Designer to submit design cost for Wheel Stopper Repair, CY Striping, CY Asphalt/Concrete Pavement Repair, Storm Drain Upgrade, CY Waterline Valves Repair, & Southside Perimeter Fence Light Pole Upgrade.

Awaiting from AmOrient Engineering the design cost.

5) PROJECT: **High & Low Tower Repair & Upgrade Project**
IFB NUMBER: PAG-014-006
CONTRACTOR: ProPacific Builders
DESIGNER: AmOrient Engineering
PROJECT AMOUNT: \$277,999.00
CHANGE ORDER: \$0
TOTAL AMOUNT: \$0
FUNDING SOURCE: Port Authority of Guam
NOTICE TO PROCEED: April 6, 2015
COMPLETION TIME: October 2, 2015 (extended to Nov. 6, 2015)
PAYMENT TO DATE: \$177,336.80
BALANCE PAYMENT: \$100,662.20
Construction Manager: AmOrient Engineering/Port Engineering/CIP Division
POINT OF CONTACT: Vicente Escanilla, Proj. Manager (ProPacific Builders)
Jerlie M. Gutierrez, Proj. Engr. (PPB)
Aquilino Cabrias, Design Engr. (AmOrient)
PAG ENGG/CIP Div.

WORK STATUS: Bid opening was scheduled on 7/17/2014. Lowest responsive bid is ProPacific Builder (\$277,999.00), 2nd is BME & Sons (\$284,578.52), 3rd is Allied Builders (\$285,320.00). Procurement is doing the bid evaluation for management approval. ProPacific Builders is processing for DPW building permit. DPW is requesting for a Flood Certification on this project. PAG is awaiting on the appraisal process for the Lower Tower & High Tower buildings in getting the Flood Certification. PAG received the building appraisal & contractor submit appraisal report for attachment on the DPW building permit. DPW Building Permit was secured on 3/19/2015. NTP was issued on 4/6/2015 & contractor to start mobilization. Repair work in Low Tower bldg. is 50% complete & High Tower bldg. work is 20%.
Lower Tower work is 80% complete & High Tower is at 79% complete.

6) PROJECT: **Marine SLE Project, Wharf Repairs**
IFB NUMBER: PAGCIP-014-005
CONTRACTOR: BME & Sons Inc.
PROJECT AMOUNT: \$4,541,635.00
DESIGNER: Parson Brinkerhoff
PURCHASE ORDER: No. 11332 OF
CHANGE ORDER: \$45,000.00 (CO1), \$68,958.00 (CO2)
TOTAL AMOUNT: \$4,655,593.00
FUNDING SOURCE: Port Authority of Guam
NOTICE TO PROCEED: January 5, 2015
COMPLETION TIME: January 5, 2016 (360 CD)

PAYMENT TO DATE: \$2,444,788.12
BALANCE TO DATE: \$2,210,804.88
CM COST: \$459,724.54
PAYMENT TO DATE: \$229,862.28 (CM)
BALANCE TO DATE: \$229,862.26 (CM)
Construction Manager: EMPSCO & Port Engineering/CIP Division
POINT OF CONTACT: Danny Natividad, Proj. Manager (BME & Sons)

Mhanny Sebastian, Proj. Engr. (BME & Sons)
Jun Capulong, Consultant (EMPSCO)
Ferdie F. Cabuhat, Proj. QC (EMPSCO)
PAG ENGG/CIP Div.

WORK STATUS:

Bid opening was on 6/17/2014 & bid result has BME (\$4,541,635.00), Black Construction Corp.(\$4,677,318.00) & SmithBridge (\$8,978,324.88). Procurement is preparing the bid evaluation for management approval. Procurement is awaiting approval by PAG BoD for the Construction Manager budget. PNTF was issued on 9/29/2014. Contractor awaiting the DPW Building Permit approval. NTP was issued on 1/5/2015 & contractor start mobilization. Spur rail removal complete & asphalt pavement pouring is on 2/23-25/2015. Received divers certificate renewal copies & contractor to schedule the Wharf F3 debris removal work. Debris removal & drop-off anodes along Wharf F3 is complete & start prepping sheet pile for anode installation. On-going works under Wharf F5 concrete beams/columns for spalls & cracks. Wharf F3 anode installation is at 90% complete.

Anode full welding installation is at Wharf F4 Sta.10+00. FRP material's ETA will be on 9/1/2015 & FRP techrep will be on island on 9/9/2015 to supervise the FRP installation underneath wharf F5.

7) PROJECT:

LC -4 Metering Cabinet Replacement

IFB NUMBER:

PAG-014-007

CONTRACTOR:

M. D. Crisostomo Inc.

PROJECT AMOUNT:

\$71,882.28

DESIGNER:

Design-Built

CHANGE ORDER:

\$0

TOTAL AMOUNT:

\$0

FUNDING SOURCE:

Port Authority of Guam

NOTICE TO PROCEED:

January 26, 2015

COMPLETION TIME:

June 27, 2015 extended July 20, 2015

PAYMENT TO DATE:

\$71,882.28

BALANCE TO DATE:

\$0

Construction Manager:

PAG ENGG/CIP Division

POINT OF CONTACT:

PAG Engineering Office

WORK STATUS:

Awaiting BoD monthly quorum on 12/15/2014 & project approval. Precon meeting on 1/23/2015 & NTP will be issued on 1/26/2015. Contractor is processing submittals for approval. Received the 65% drawing design on 2/6/2015 forward to GPA on 2/9/2015, received from GPA on 2/25/2015, consolidate comments & return to MDCI on 2/27/2015. Received the 100%

drawing design on 3/5/2015, forward to GPA on 3/5/2015, received from GPA on 3/10/2015, consolidate comments & return to MDCI on 3/11/2015. Received Final drawing on 3/18/2015 & is routed for PAG signatories. DPW building permit issued on 4/1/2015 & metering cabinet ETA is on 6/12/2015. ETA for metering cabinet is on 6/30/2015 per BOL submitted by MDCI. Engineering office to schedule week-end power outage for LC-4 on 7/3-4/2015.

LC-4 Power outage was on 7/13 to 14/2015 & project is 100% complete. PAG Facility maintenance to replace burned transformer in LC-4 that provide power for the new Metering Cabinet's heater strips.

- 8) **PROJECT:** **F1, F3, & CY Chain Link Perimeter Fence Replacement**
IFB NUMBER: PAGCIP-015-001
CONTRACTOR: Inland Builders Corp.
PROJECT AMOUNT: \$197,850.00
DESIGNER: Design-Built
CHANGE ORDER: \$0
TOTAL AMOUNT: \$0
FUNDING SOURCE: Homeland Security Grant # 2013 PSGD
NOTICE TO PROCEED: April 20, 2015
COMPLETION TIME: October 17, 2015 (6 months after NTP issuance)
PAYMENT TO DATE: \$14,080.62
BALANCE TO DATE: \$183,769.38
Construction Manager: PAG ENGG/CIP Division
POINT OF CONTACT: PAG Engineering Office
WORK STATUS: Project will be indorsed for BoD approval on 12/15/2014. Bid opening is on 2/10/2015. Procurement is preparing the Bid Analysis for GM approval. Contract is under review by Port's legal Office. Contract routed for signatories. Contractor is awaiting DPW permit approval.
Concrete pole formwork inspection was on 8/14/2015 in contractor's jobsite.
- 9) **PROJECT:** **Relocation & Installation of Emergency Generators**
IFB NUMBER: PAGCIP-015-002
CONTRACTOR: ProPacific Builders
PROJECT AMOUNT: \$249,500.00
DESIGNER: Design-Built
CHANGE ORDER: \$0
TOTAL AMOUNT: \$0
FUNDING SOURCE: Homeland Security Grant # EMW-2011-PU-00200
NOTICE TO PROCEED: April 6, 2015
COMPLETION TIME: August 6, 2015
PAYMENT TO DATE: \$123,871.50
BALANCE TO DATE: \$125,128.50
Construction Manager: PAG ENGG/CIP Division
POINT OF CONTACT: PAG Engineering Office
WORK STATUS: Bid opening is on 1/27/2015. Bid analysis was approved by PAG Management & contract is reviewed by the Port's legal. Contract

routed for PAG signatories & will be forwarded back to Port Legal for signature. NTP was issued on 4/6/2015 & contractor is processing for DPW building permit & submittals. *Building Permit was finally issued on 7/6/2015 after Flood Certificate requirement. Work is prioritized on LC-1 & LC-4 due to load factors.*

- 10) PROJECT:** *Exploration of Missing Anchor Bolts for Mooring Cleat @ F6 Sta.23+60*
- RFQ NUMBER: P.O. # 11845-OF
CONTRACTOR: Allied Builders Inc.
PROJECT AMOUNT: \$13,800.00
DESIGNER: Design-Built
CHANGE ORDER: \$0
TOTAL AMOUNT: \$0
FUNDING SOURCE: Port Authority of Guam
NOTICE TO PROCEED: June 4, 2015
COMPLETION TIME: August 4, 2015
PAYMENT TO DATE: \$0
BALANCE TO DATE: \$0
Construction Manager: PAG ENGG/CIP Division
POINT OF CONTACT: PAG Engineering Office
WORK STATUS: Routed for PAG approval signatories. Procurement Office is soliciting bid quotes from PAG contractors. Allied Builders acknowledged P.O.& signed 6/4/2015 to start project. *Contractor start exploration work & is on-going.*
- 11) PROJECT:** *Hotel Wharf 's Bollard/Cleat Pull Test*
- RFQ NUMBER: PAGCIP-015-00_
CONTRACTOR: N/A
PROJECT AMOUNT: (\$50,000.00 Conservative estimate)
DESIGNER: N/A
CHANGE ORDER: \$0
TOTAL AMOUNT: \$0
FUNDING SOURCE: Port Authority of Guam
NOTICE TO PROCEED: N/A
COMPLETION TIME: (1 Month after NTP)
PAYMENT TO DATE: \$0
BALANCE TO DATE: \$0
Construction Manager: PAG ENGG/CIP Division
POINT OF CONTACT: PAG Engineering Office
WORK STATUS: Engineering routed project for account system approval. Project is not in the priority listing & will be deferred to the next Fiscal Year budget.
- 12) PROJECT:** **GDP Marina Ejector Pump Repair**
- IFB NUMBER: PAGCIP-015-003
CONTRACTOR: ProPacific Builders Inc.
PROJECT AMOUNT: \$78,800.00
DESIGNER: Design-Build
CHANGE ORDER: \$0

TOTAL AMOUNT: \$0
 FUNDING SOURCE: DOI F&WS/DoAg
 NOTICE TO PROCEED: N/A
 COMPLETION TIME: (122 CD after NTP)
 PAYMENT TO DATE: \$0
 BALANCE TO DATE: \$0
 Construction Manager: PAG ENGG/CIP Division
 POINT OF CONTACT: PAG Engineering Office
 WORK STATUS: Procurement office to issue Bid Analysis for management approval.
Contract is routed for PAG signatories & NTP will be issued to contractor once signed.

***COMPLETED PROJECTS:**

- 1) PROJECT:** **Retiling of 1st. & 2nd. Floor Admin. Bldg. Common Areas**
 P.O. NUMBER: 10767-OF
 CONTRACTOR: Allied Builders & Construction
 PROJECT AMOUNT: \$29,950.00
 DESIGNER: Design-Built
 CHANGE ORDER: \$8,751.09
 FUNDING SOURCE: Port Authority of Guam
 NOTICE TO PROCEED: November 20, 2013
 COMPLETION TIME: January 17, 2014
 PAYMENT TO DATE: \$38,701.09
 Construction Manager: Port Engineering/CIP Division
 WORK STATUS: 100% Complete
 NOTE: Contractor started the second floor tile work on 11/20/2013.
 Final inspection on 12/24/2013.

- 2) PROJECT:** **Repair of Mooring Bollard @ STA. 23+30**
 RFQ NUMBER: P.O. # 10960-OF
 CONTRACTOR: Allied Builders & Construction
 PROJECT AMOUNT: \$15,000.00
 DESIGNER: Design-Built
 CHANGE ORDER: \$2,670.72 (C.O. # 1)
 TOTAL AMOUNT: \$17,670.72
 FUNDING SOURCE: Port Authority of Guam
 NOTICE TO PROCEED: February 17, 2014
 COMPLETION TIME: March 20, 2014, ext. April 11, 2014
 PAYMENT TO DATE: \$17,670.72
 Construction Manager: Port Engineering/CIP Division
 WORK STATUS: 100% Complete
 NOTE: Final inspection on 4/18/2014.

- 3) PROJECT:** **Agat Small Boat Marina Dock "A" Improvement**
 IFB NUMBER: PAG-013-004
 CONTRACTOR: Rex International

PROJECT AMOUNT: \$532,100.00
DESIGNER: Design-Built
FUNDING SOURCE: NOAA Commission on Fisheries & Port Authority of Guam
NOTICE TO PROCEED: December 16, 2013
COMPLETION TIME: May 18, 2014, extended to June 13, 2014
PAYMENT TO DATE: \$532,100.00
BALANCE TO DATE: \$0
Construction Manager: Port Engineering/CIP Division
POINT OF CONTACT: Dae Kim, VP (Rex Int.)
Rey Serrano, Proj. Manager (Rex Int.)
PAG ENGG/CIP Div.
WORK STATUS: 100% Complete

4) **PROJECT:** **Concrete Pole Lighting Upgrade for F5 to F6**
IFB NUMBER: PAG-013-005
CONTRACTOR: DCK Pacific
PROJECT AMOUNT: \$231,680.00
DESIGNER: Design-Built
CHANGE ORDER C.O.#1= \$11,791.46, C.O.#2= \$36,844.64, Total: \$48,636.10
TOTAL AMOUNT: \$280,316.10
FUNDING SOURCE: Port Authority of Guam
NOTICE TO PROCEED: December 16, 2013
COMPLETION TIME: June 18, 2014 (ext.8/18/2014)
PAYMENT TO DATE: \$280,316.10
BALANCE TO DATE: \$0
Construction Manager: Port Engineering/CIP Division
POINT OF CONTACT; Rocky Marquez, Proj. Manager (DCK/BCS)
PAG ENGG/CIP Div.
WORK STATUS: 100% Complete

5) **PROJECT:** **Installation of MOV at Golf Pier Fuel Pipelines**
IFB NUMBER: PAG CIP-013-001
PROJECT AMOUNT: \$324,400.41
DESIGNER: N.C. Macario & Associates
FUNDING SOURCE: Port Authority of Guam
A/E Completion time: December 14, 2012
PAYMENT TO DATE: \$424,990.46
BALANCE TO DATE: \$0
CONTRACTOR: BME & SONS Inc.
NOTICE TO PROCEED: April 22, 2013
CHANGE ORDER: C.O. #1: \$89,388.72, C.O. #2: \$11,201.33
Total CO: \$100,590.05
TOTAL AMOUNT: \$424,990.46
COMPLETION TIME: September 21, 2013, 1st extension (1/15/2014), 2nd extension (9/23/2014)
Construction Manager: Port Authority of Guam & NCMA (limited time)
POINT OF CONTACT: Alex Dorado, Design Engr. (NCMA)
Danny Hernandez, Proj. Manager (BME & Sons)
Dennis Aguilar, Proj. Engr.(BME & Sons)
PAG ENGG/CIP Div.
WORK STATUS: 100% Complete

- 6) **PROJECT:** **Design/Build Port Security Enhancement Project**
IFB NUMBER: PAG-012-006
CONTRACTOR: MAEDA Pacific Corp.
PROJECT AMOUNT: \$2,933,000.00
DESIGNER: Design-Built
CHANGE ORDER: 1) \$210,408.00, 2) \$283,583.32, 3) \$82,572.02, 4) \$558,549.16, 5) \$45,654.14, 6) \$116,414.36, 7) \$37,041.56, 8) \$47,938.07 (Total CO: \$1,381,807.71)
TOTAL AMOUNT: \$4,315,160.63
FUNDING SOURCE: U.S. Department of Homeland Security Grant # 2008-GB-T8-0148, 2009-PU-R1-0164, 2009-PU-T9-0043, & 2010-PU-TO-0080
NOTICE TO PROCEED: January 14, 2013(Design)
NOTICE TO PROCEED: June 24, 2013 (Construction)
COMPLETION TIME: May 1, 2014, 1st extension (6/11/2014), 2nd extension (6/30/2014)
PAYMENT TO DATE: \$4,315,160.63
BALANCE TO DATE: \$0
Construction Manager: Port Engineering/CIP Division
POINT OF CONTACT: Enrique Tabanda, Proj. Manager (MAEDA)
PAG Strategic/Planning
PAG ENGG/CIP Div.
WORK STATUS: Project is 100% complete
- 7) **PROJECT:** **North Side CY CMU Wall Upgrade Project**
IFB NUMBER: PAGCIP-014-003
CONTRACTOR: Allied Builders & Construction
PROJECT AMOUNT: \$69,900.00
DESIGNER: Deign-Built
PAYMENT TO DATE: \$56,619.00
CHANGE ORDER: \$6,832.28(CO1), \$11,077.50(CO2)
TOTAL AMOUNT: \$87,809.88
BALANCE TO DATE: \$0
FUNDING SOURCE: Homeland Security Grant (No. 2013 PSGD CMU WALL # EMW-2013-PU-00206-SOI)
NOTICE TO PROCEED: August 4, 2014
COMPLETION TIME: January 29, 2015
Construction Manager: Port Engineering/CIP Division
POINT OF CONTACT: Hector Quioc, GM (Allied Builders)
PAG ENGG/CIP Div.
WORK STATUS: Project is 100% complete.
- 8) **PROJECT:** **CFS Building Roof Leaks & Spalls Repair**
CONTRACTOR: ProPacific Builder Corp.
IFB NUMBER: CIP014-004
PROJECT AMOUNT: \$189,000.00
DESIGNER: AmOrient Engineering
CHANGE ORDER: \$17,916.25(CO1), \$60,000.00 (CO2)
TOTAL AMOUNT: \$266,916.25
FUNDING SOURCE: Port Authority of Guam
NOTICE TO PROCEED: August 18, 2014

COMPLETION TIME: February 13, 2015 extended April 13, 2015
PAYMENT TO DATE: \$266,916.25
BALANCE TO DATE: \$0.00
Construction Manager: AmOrient Engineering/Port Engineering/CIP Division
POINT OF CONTACT: Vicente Escabillas, Proj. Manager. (ProPacific Builders)
Aquilino Cabrias, Design Engr. (AmOrient)
PAG ENGG/CIP Div.
WORK STATUS: 100% Complete

9) **PROJECT:** **Agat Marina Docks "C", "D" & Floating Dock Improvement**
IFB NUMBER: PAGCIP-014-002
CONTRACTOR: AIC International, Inc.
PROJECT AMOUNT: \$1,593,208.00
DESIGNER: Bluewater Marine & Dock Specialties
PAYMENT TO DATE: \$636,526.53
CHANGE ORDER: \$0
FUNDING SOURCE: U.S. Department of Interior & Port Authority of Guam
NOTICE TO PROCEED: August 18, 2014
COMPLETION TIME: May 14, 2015
BALANCE TO DATE: \$0.00
Construction Manager: Port Engineering/CIP Division
POINT OF CONTACT: Ben Payumo, Proj. Manager (AIC Int.)
PAG Strategic/Planning
PAG Commercial/PPD Section
PAG ENGG/CIP Div.
WORK STATUS: 100% Complete

FY-15 JUNE WORK INJURY REPORT
(01/01/15 to 08/19/15)

<u>Divisions</u>	<u>*Lost-time</u>	<u>**Recordable</u>	<u>*** Refused Treatment</u>
Stevedoring	1	0	0
Transportation	0	0	2
Terminal	1	0	0
EQMR	1	1	1
Others	<u>2</u>	<u>1</u>	<u>1</u>
Total	5	2	4

Work Injury Summary for this reporting period: June 04, 2015

Total injuries for FY-15 to date **11 – Injuries**
5 -- Lost-time
2 – Recordable
4 – Refused Medical Attention

Last disabling work injury was on: **06/04/2015**

Number of days since last disabling work injury: **76-days**

Note: PAG best record was 222 days or 7 months w/o a disabling work injury

***Lost-time** = If an employee was injured on the job and medical doctor sent him/her home, his/her injury is considered a lost-time.

****Recordable** = If an employee was injured on the job and medical doctor treated him/her and released him/her back to work on the same day (Recordable because of medical charges).

*****Refused Medical Attention:** Filed WC Forms 201 & 202 for record purposes only.



PORT OF GUAM
ATURIDAT I PUETTON GUAHAN
Jose D. Leon Guerrero Commercial Port
1026 Cabras Highway, Suite 201, Piti, Guam 96925
Telephone: 671-477-5931/35 Facsimile: 671-477-2689/4445
Website: www.portguam.com



Eddie Baza Calvo
Governor of Guam
Ray Tenorio
Lieutenant Governor

August 17, 2015

MEMORANDUM

TO: Board of Directors
FROM: General Manager
SUBJECT: Budget Transfer Request – Executive Secretary Position

The Board of Directors at its regular meeting of July 1, 2015 authorized Management to proceed in filling the Executive Secretary position. Purpose of this request is to seek Board approval in transferring funds to support the recruitment of this position. Funding source identified is through lapse funds from the General Manager's account under salaries and benefits.

I am available should you have any questions.


JOANNE M.S. BROWN



PORT OF GUAM
ATURIDAT I PUETTON GUAHAN
Jose D. Leon Guerrero Commercial Port
1026 Cabras Highway, Suite 201, Piti, Guam 96925
Telephone: 671-477-5931/35 Facsimile: 671-477-2689/4445
Website: www.portguam.com



Eddie Baza Calvo
Governor of Guam
Ray Tenorio
Lieutenant Governor

August 18, 2015

MEMORANDUM

TO: Board of Directors
FROM: General Manager
SUBJECT: Budget Transfer Request – Charge Account Service

Board Policy Memorandum No. 2014-01 authorizes management to purchase goods and services using a credit card account, subject to the spending limits as identified in the fiscal year budget as approved by the Board of Directors. Fiscal Year 2015 is budgeted at a limit of \$20,000.00 for this purpose. Based on this, management is requesting to transfer funds to purchase vehicles for the divisions of General Administration (Clerical) and Commercial to support their daily function and operation. The funding source identified is through Gantry 2 Demolition account in the amount of \$15,000.00.

I am available should you have any questions.


JOANNE M.S. BROWN



PORT OF GUAM
ATURIDAT I PUETTON GUAHAN
Jose D. Leon Guerrero Commercial Port
1026 Cabras Highway, Suite 201, Piti, Guam 96925
Telephone: 671-477-5931/35 Facsimile: 671-477-2689/4445
Website: www.portguam.com



Eddie Baza Calvo
Governor of Guam
Ray Tenorio
Lieutenant Governor

August 19, 2015

MEMORANDUM

TO: Board of Directors

FROM: General Manager

SUBJECT: Budget Transfer Request – Port Police Vehicles

As you recall the Port had purchased generators and a mobile screening system using federal funds from the FY2011 Port Security Grant Program. After the purchase, a balance remains in the amount of \$134,000. This amount has since been reprogrammed as approved by FEMA and will be applied towards the acquisition of four (4) Port Police law enforcement SUV vehicles from Federal GSA Auto Choice. The total cost of said vehicles amounts to \$149,894.76 which brings a shortfall of \$15,894.76.

Board approval is therefore being requested to transfer the sum of \$16,000.00 from the Insurance Worker's Compensation account to the Homeland Security 2011 Expense account to cover the shortfall.

I am available should you have any questions.


JOANNE M.S. BROWN



PORT OF GUAM
ATURIDAT I PUETTON GUAHAN
Jose D. Leon Guerrero Commercial Port
1026 Cabras Highway, Suite 201, Piti, Guam 96925
Telephone: 671-477-5931/35 Facsimile: 671-477-2689/4445
Website: www.portguam.com



Eddie Baza Calvo
Governor of Guam
Ray Tenorio
Lieutenant Governor

August 19, 2015

MEMORANDUM

TO: Board of Directors
FROM: General Manager
SUBJECT: Budget Transfer Request – Port Police division

The Port Police division provides security measures, perimeter checks, security clearances throughout the port compound ensuring a safe environment for port personnel and those conducting business with the Port. Unforeseen events requiring the presence of law enforcement resources that is not within their normal daily operations, causes the existing manpower having to cover these areas.

As a result, Board approval is therefore being requested to transfer the sum of \$40,000.00 from the Insurance Worker's Compensation account to Police Overtime account to cover overtime expenditures. This funding request is to support the Port Police division security resources through the remainder of this fiscal year.

I am available should you have any questions.


JOANNE M.S. BROWN



PORT OF GUAM

ATURIDAT I PUETTON GUAHAN

Jose D. Leon Guerrero Commercial Port

1026 Cabras Highway, Suite 201, Piti, Guam 96925

Telephone: 671-477-5931/35 Facsimile: 671-477-2689/4445

Website: www.portguam.com



Eddie Baza Calvo
Governor of Guam

Ray Tenorio
Lieutenant Governor

August 18, 2015

MEMORANDUM

TO: Board of Directors

FROM: General Manager

SUBJECT: Budget Transfer Request – Admin Building Repairs

Reports were made on water seeping into the Finance Records Room of the Administration Building. An assessment was conducted by Port Engineering division and had determined that cracks and spalling repairs need be made in order to seal the area. The scope of work includes the removal and application of the existing paint covering an area of 2000 square feet, crack injection of 150 linear feet and water blasting of the roof area.

Therefore, request is being made to transfer \$40,000.00 from the CIP-Contingency Funds for Federal Cost Sharing account to the Maintenance and Building account in order to proceed with the repair work of this project.

I am available should you have any questions.


JOANNE M.S. BROWN

**PORT AUTHORITY OF GUAM
CONTRACT SUMMARY UPDATE**

No.	Consultant/Vendor	Type of Service	Solicitation Method Reference No.	Division	Contract Term	Initial Term	Expiration After Options	Next Renewal	Annual Amount (Comments / Notes)
PROFESSIONAL SERVICES									
1	N.C. Macario & Assoc.	Construction Management Services for Hagatna Marina Renovations.	RFP-010-001	Engineering	7/23/10 to completion of Phase III	phase III ongoing	ongoing	ongoing	Fees based on rates
2	G4S	Implementation & Integration of TOS	RFP-013-004	IT	5 years	2014 to 2019	2019	2019	TO1-\$106,637.00
3	A1 - Guam WEBZ	Web Development, Hosting, Support and Maintenance Svcs	RFP-014-006	IT	3 yrs w/ options NTE 5yr	12/01/14 to 11/30/17	11/30/2019	11/30/2017	Fees based on rates
4	Alan Searle	Classification Position Maintenance	RFP-014-001	HR	1 yr w/ option NTE 5 yr	06/01/14 - 05/31/15	5/31/2019	5/31/2015	\$73,000.00
5	AM Insurance	Insurance Coverages	GSA-006-12	Finance	3 yrs w/ options NTE 5yr	10/01/12 to 09/30/15	9/30/2017	9/30/2015	Premium based
6	AM Insurance	Workers Compensation Coverages	GSA-001-15	Finance	1 yr w/ 1 option	02/01/15-01/31/2016	1/31/2016	1/31/2016	\$ 50,000.00
7	AM Orient Engineering	A/E Design Consulting Services	RFP-013-002	Engineering	1 yr. w option to renew for 1 yr.	12/20/13 to 12/19/14	12/20/2015	12/20/2014	Task Order Based
8	Bank of Guam	Banking Services	RFP-014-004	Finance	5 years	6/1/14- 5/31/19	5/31/2019	5/31/2019	Fees based on rates
9	Cornerstone Valuation Guam	Real Estate Appraisal Consultant	RFP-013-001	Commercial	1 yr w/options NTE 5 yrs	5/1/13 to 5/31/14	5/1/2018	5/1/2015	Task Order Based
10	EMPSCO Engineering	Construction Management Services for the MSLE Wharf Repair Project	RFP-014-003	Engineering	Upon Project Completion	Upon NTP to Construction Project	projects ongoing	projects ongoing	\$459,724.54
11	IRIS, LTD	Risk Management Consultant	RFP-014-005	Finance	3 yrs w/ options NTE 5yr	11/12/14 to 11/11/17	11/11/2019	11/11/2017	\$42,000.00
12	Island CERTS	Training & Certification Services for Maritime Terminal Operations	RFP-012-002	Personnel	1 yr w/options NTE 5 years	9/1/2012 to 8/31/13	8/31/2017	8/31/2015	Fees based on rates
13	Pacific Human Resources, Inc.	Drug Free Workplace Program	RFP-015-002	Human Resources	3 yr. w/ 2 options NTE 5 years	03/19/15-03/18/2018	3/18/2020	3/18/2018	Fees based on rates
14	Phillips & Bordallo	Legal Services	RFP-015-004	Corporate	1 yr w/options NTE 4 years	06/17/15-06/16/2016	6/16/2019	6/16/2016	Fees based on rates
15	PMC Medical Isla	Medical Services	RFP-011-003	Human Resources	1 yr/ w 4 yr option	10/6/11 to 10/06/12	10/6/2016	10/6/2015	Fees based on rates
16	Pro Marine Technology	Underwater Assessment & Inspection Services	RFP-015-001	HarborMstr	2 yrs w/ 3 options NTE 5yr	07/17/15-07/16/2017	7/16/2020	7/17/2016	Task Order Based
17	Tristar Terminals, Inc.	M & O of F-1 Fuel Pier Facility	RFP-013-003	Engineering	5 years	04/01/14 to 03/31/19	3/31/2019	3/31/2019	Fees based on rates
18	Unitek Environmental-Guam	Environmental Consulting Services- SWPP Compliance	RFP-014-002	Engineering	1 yr w/ option NTE 5 yr	07/01/14 to 06/30/15	6/30/2019	7/1/2015	Task Order Based



PORT OF GUAM
ATURIDAT I PUETTON GUAHAN
Jose D. Leon Guerrero Commercial Port
1026 Cabras Highway, Suite 201, Piti, Guam 96925
Telephone: 671-477-5931/35 Facsimile: 671-477-2689/4445
Website: www.portguam.com



Eddie Baza Calvo
Governor of Guam
Ray Tenorio
Lieutenant Governor

August 17, 2015

MEMORANDUM

TO: Board of Directors

FROM: General Manager

SUBJECT: **Travel Authorization Request**
: New Mexico Tech
: Counterterrorism Operations Support Nevada Test Tech

Throughout the calendar year New Mexico Tech and Counterterrorism Operations Support Nevada Test Tech offers various training that is federally funded which are recognized by the office of Homeland Security and Federal Emergency Management Agency. Request is being made to authorize travel for port participants as presented or as otherwise directed by the General Manager.

September 21-25, 2015

Prevention and Response to Suicide Bombing Incidents, New Mexico Tech, Socorro, New Mexico

1. Frank V. Lujan, Program Coordinator II
2. Paul A. Cruz, Program Coordinator II
3. Jeffrey M. Tedtaotao, Rigger

October 12-15, 2015

CTOS: Personal Radiation Detector, Primary Screener Backpack Basic/Secondary Radiation Isotope Identifier Device Training, Las Vegas, Nevada

1. Frank V. Lujan, Program Coordinator II
2. Paul A. Cruz, Program Coordinator II
3. Raymond Santos, Transportation Superintendent

October 19-22, 2015

Incident Response to Terrorist Bombing, New Mexico Tech, Socorro, New Mexico

1. Doris G. Blas, Computer Operator III
2. Frank B. Santos, Program Coordinator IV

I am available should you have any questions.


JOANNE M.S. BROWN