



PORT OF GUAM

ATURIDAT / PUEYTON GUAHAN

Jose D. Leon Guerrero Commercial Port

1026 Cabras Highway, Suite 201, Piti, Guam 96925

Telephone: 671-477-5931/35 Facsimile: 671-477-2689/4445

Website: www.portguam.com



Eddie Baza Calvo
Governor of Guam

Ray Tenorio
Lieutenant Governor

REGULAR MEETING OF THE BOARD OF DIRECTORS

Jose D. Leon Guerrero Port Authority of Guam

Wednesday, July 1, 2015

11:45am

AGENDA

- I. CALL TO ORDER
- II. APPROVAL OF MINUTES
 - a. May 27, 2015 – Regular Board Meeting
- III. PUBLIC COMMENTS
 - a. Public Comments
 - b. Employee Comments
 - c. PAGGMA Association
- IV. GENERAL MANAGER'S REPORT
- V. OLD BUSINESS
 - a. Mobil Harbor Crane
 - b. Gantry Crane 2
 - c. Creation of Position – Environmental Compliance Specialist
 - d. Executive Secretary Position
- VI. NEW BUSINESS
 1. Appointment of Deputy General Manager, Administration and Finance
 2. Budget Transfer Request:
 - a. Natural Disaster Account
 - b. Equipment Purchase
 - c. GovGuam Liberation Parade
 3. Procurement Continuing Contracts
 4. Board Resolution No. 2015-05 – Creation of Position for Environmental Compliance Specialist
 5. RFP-PAG-015-005 Independent Audit Services
 6. IFB-PAG-CIP-015-003 GDP Marina Ejector Pump Repair Project
 7. IFB-PAG-CIP-015-004 Concrete Catwalk Repair
 8. Travel Authorization Request:
 - a. 102nd Association of Pacific Ports Annual Conference, Kaohslung, Taiwan, August 16-19, 2015
- VII. ADJOURNMENT



PORT OF GUAM
ATURIDAT I PUETTON GUAHAN
Jose D. Leon Guerrero Commercial Port
1026 Cabras Highway, Suite 201, Piti, Guam 96925
Telephone: 671-477-5931/35 Facsimile: 671-477-2689/4445
Website: www.portguam.com



Eddie Baza Calvo
Governor of Guam
Ray Tenorio
Lieutenant Governor

**MINUTES OF THE
REGULAR MEETING OF THE BOARD OF DIRECTORS
Wednesday, May 27, 2015**

I. CALL TO ORDER

There being a quorum, the regular meeting of the Board of Directors was called to order at 12:15 a.m., Wednesday, May 27, 2015. Present at the meeting were:

Francisco Santos, Chairman
Oscar Calvo, Vice Chairman
Timothy Kernaghan, Board Secretary
Joanne M.S. Brown, General Manager
Felix R. Pangelinan, Deputy General Manager (Operations)
Atty. Michael Phillips, Legal Counsel

Also present were AM Insurance-Ann Marie Muna and Port Management staff.

II. APPROVAL OF MINUTES

- a. **April 15, 2015 – Regular Board Meeting:** The Vice Chairman made motion to approve the minutes of April 15, 2015 subject to correction. The motion was seconded by Mr. Kernaghan and was unanimously passed.
- b. **May 13, 2015 – Special Board Meeting:** The Vice Chairman made motion to approve the minutes of May 13, 2015 subject to correction. The motion was seconded by Mr. Kernaghan and was unanimously approved.

III. PUBLIC COMMENT

- a. **Public Comment:** None.
- b. **Employee Comment:** None.
- c. **PAGGMA Association:** Mr. Raymond B. Santos, PAGGMA President reported that with the Guam Hotel & Restaurant Association Softball Tournament, PAGGMA/Matson came in first place on the regular season and second place in the play-offs. With the Department of Recreation Softball Tournament, PAGGMA's standings are four wins and two loses. He further mentioned that the Relay for Life has been rescheduled to May 29-30, 2015 at the George Washington High School Track and Field.

IV. GENERAL MANAGER'S REPORT

The General Manager's report was provided for Board's information. Following key item(s) are noted as follows:

1. **Typhoon Dolphin:** Guam was placed in Typhoon Condition 1 on May 15, 2015. The Port began its procedures of securing port facilities and marinas. Assessments, inspections and coordination of the typhoon were made with the US Coast Guard and Guam Homeland Security. The Port suffered an estimated property damage of \$25,000 and \$56,000 in overtime cost. As part of the government assistance program, the Port also provided support to the Business Disaster Damage Assessment of the private sectors as well as the Red Cross Operations.

2. **Outreach Meetings for Interim Tariff Rate Increase:** The Port held outreach meetings to all shipping agents and port users regarding the interim tariff rate increase on May 19-20, 2015.

3. **Port Petitions before the PUC:** The Public Utilities Commission will be hearing port matters at its meeting on May 28, 2015 relative to professional legal services, terminal operating system and the \$2M USDA direct loan. Management will be in attendance.

4. **Reimbursement to Mobil Oil Guam for Replacement of Bollards:** On November 14, 2013, the Port sent a letter to Mobil concurring on the need to replace six bollards. This was as a result of the severity of corrosion and defects found on the support concrete bases. The Port provided a \$350,000 limit on the replacement that includes anchors/foundation, repair cracked concrete bases and removal of two bollards on the pier. Upon completion, the repair cost totaled \$248,993.34.

5. **Meeting with OEA on the Status of the Department of Defense Community Assistance Grant:** Management met with Office of Economic Adjustment (OEA) Gary Kuwabara and Program Manager Sigmund Csicsery to follow-up on the implementation status of the \$1.3M Department of Defense Community Assistance Grant award. OEA was advised that the memorandum of agreement is currently with the Attorney General's office for review. Once completed, the MOA will then be forwarded to the Governor's office for signature. In the meantime, the Port has prepared the procurement documents for the Owner's Agent/Engineer Services and stands ready to move forward once the MOA has been formally executed and approved.

At this time and without objections, Mr. Kernaghan asked the status on the incident concerning nine reefers discharged from the MV Jost 006 that were unplugged. The General Manager said information will be provided in next month's report.

V. OLD BUSINESS

a. **Mobile Harbor Crane:** Mr. Felix R. Pangelinan, Deputy General Manager of Operations (DGMO) mentioned that GSA re-issued the bid packet at \$250,000 minimum bid amount and understands there to be an interested bidder.

b. **Gantry Crane 2:** As reported at the previous meeting, the DGMO mentioned that the Port sent another letter dated April 21, 2015 to the Chief Procurement Officer, General Services Agency (GSA) seeking clarification on GSA's response to the Port. Also included in the letter, the Port provided GSA with a plan of action in the Port's dismantling of the gantry crane; however, GSA has yet to respond. The General Manager added that once GSA returns the gantry crane to the Port's inventory there may be a possibility that MARAD may assist in the dismantling process. The Chairman mentioned that he will discuss this matter further with GSA.

c. **Agat Restaurant Facility:** The DGMO presented the term sheet as a result of negotiations with Kal's Corporation for the Agat Restaurant Facility. He mentioned that this matter is now being presented to the Board for approval. Mr. Kernaghan made motion to approve the contract award to Kal's Corporation for purposes of the Agat Restaurant Facility. Legal Counsel is to prepare the agreements consistent with terms negotiated and in manner as may be finally agreed upon.

VI. NEW BUSINESS

1. **Budget Transfer Request:**

a. **Port Police Division:** The DGMO mentioned that the Port Police division provides personnel for continuous security manning of two new gates for phase III of the port modernization program and complying with US Coast Guard requirements in posting port police guards where yard lighting is inadequate. As a result, request is being made to utilize the mid-year proposed vacancies funding of \$80,000 to cover overtime expenses of the Port Police division security resources. This funding request will support such resources through the remainder of this fiscal year. Mr. Kernaghan made motion to authorize the budget transfer of the mid-year proposed vacancies funding of \$80,000 to the Port Police division overtime expenditures, seconded by the Vice Chairman. Motion was unanimously approved.

2. **Creation of Position – Environmental Compliance Specialist:** The DGMO mentioned that being presented before the Board for approval is the creation of an Environmental Compliance Specialist position in the classified service. He said management has determined the need for an environmental compliance specialist, especially with the port modernization facility expansion where several oil/water separators have been put in place that would require such specialist to ensure compliance with federal and local environmental mandates. The General Manager mentioned that the creation of this position will regulate all environmental requirements to avoid any violations from the US Coast Guard and the Environmental Protection Agency. The Chairman asked what department the position will fall under. The DGMO replied the Safety division. Mr. Kernaghan asked what method would be in place to ascertain the qualification of the candidates, and pointed out that perhaps a field expert for purposes of candidate evaluation.

He said this will ensure such candidate possess the skills to perform the job. The DGMO mentioned that the gathering of information with respect to the qualifications, background information and analysis in establishing this position stemmed from various government entities, such as Guam Waterworks Authority and Guam Power Authority. Without further discussion, the Vice Chairman made motion to authorize management to begin the transparency process and disclosure reports to establish the creation of position of an Environmental Compliance Specialist under the Port's Classification and Compensation Plan, seconded by Mr. Kernaghan. Motion was unanimously approved.

3. **Executive Secretary Position:** Tabled, until the next meeting.

4. **Travel Accommodations:**

a. **Incident Response to Terrorist Bombing Training, New Mexico Tech, July 21-25, 2015, Socorro, New Mexico:** Mr. Kernaghan made motion to authorize travel for port participation as presented or otherwise directed by the General Manager to attend the Incident Response to Terrorist Bombing Training scheduled on July 21-25, 2015 in Socorro, New Mexico. Motion was seconded by the Vice Chairman and was unanimously approved.

b. **ATOSSCOM Annual General Membership Meeting, July 22-24, 2015, Yap FSM:** The Vice Chairman made motion to authorize travel for port participation as presented to attend the ATOSSCOM Annual General Membership Meeting scheduled on July 22-24, 2015 in Yap, FSM. Motion was seconded by Mr. Kernaghan and was unanimously approved.

VII. ADJOURNMENT

There being no further business to discuss, it was moved by Mr. Kernaghan and seconded by the Vice Chairman to adjourn the meeting at 1:05 p.m. The motion was unanimously passed.



TIMOTHY T. KERNAGHAN, Board Secretary
Board of Directors

APPROVED BY:



FRANCISCO G. SANTOS, Chairman, Board of Directors





Port Authority of Guam Goodwill and Morale Association
1026 Cabras Hwy., Suite 201, Piti, Guam 96915 Tel: 477-5931-4 Ext. 204/240

July 1, 2015

UPCOMING PAGGMA EVENTS:

SPORTS EVENTS:

Department of Recreation

(DPR)GovGuam CO-ED Slow Pitch Softball Tournament

Team: PAGGMA

Standings: 2nd

CELEBRATIONS:

71st Guam Liberation Celebration - 1941-2015

July 21, 2015, Tuesday

Theme: "The Spirit of Hope, The Colors of Freedom"

LUNCHEON at the Hagatna Marina

General Manager Report
To
PAG Board of Directors
July 1, 2015

General Port Operations

Fire at Port Administration Building

Day of Fire and First Week of Recovery

On Monday, June 1, 2015, the Port experienced a fire on the first floor of the Port Administration Building that engulfed the Customs Office and the Port's Human Resources (HR) Division. The incident was reported to the Guam Fire Department at 7:20 p.m. and the GFD arrived at approximately 7:45 p.m. Fire units from Piti, Agat and Sinajana arrived to assist in extinguishing the fire. The GM was contacted by Deputy GM Pangelinan and notified of the fire. The GM, Deputy GM and critical Division Managers reported to the Port that evening. GFD secured the site at around 10:20 p.m. and relayed that their Fire Investigation Team would report to the Port at 6:00 a.m. the following morning on Tuesday, June 2, 2015 to conduct further investigation as to the cause of the fire. The GM, Deputy GM and Division Managers departed the Port at around 11:15 p.m. Several hours later on Tuesday, June 2, 2015, at 3:45 a.m. the GM received a second call from Deputy GM Pangelinan reporting that the fire at the Port had reignited in the Customs Office and HR. GFD was again contacted at 3:35 a.m. and Engine #7 from Piti returned to the Port to extinguish the fire for the second time. The GM reported back to the Port and was notified by 4:30 a.m. that the fire had been extinguished and that the inspection team would arrive later that morning. The GM had left the Port at 5:30 a.m. and was again contacted at 5:47 a.m. by Deputy GM Pangelinan that the fire had reignited a third time. GFD was contacted a third time with Engine #7 again responding to and finally extinguished the fire. The Fire Investigation Team began its inspection of the Administration building at 6:00 a.m. and concluded its investigation around 12:00 p.m. that same day. The building was turned over to Port management at 1:00 p.m.

The Port's Safety and Maintenance Divisions conducted their inspections of the Administration building prior to authorizing Port management to enter the building. All parties that entered the building were required to wear a hard hat, enclosed shoes, gloves and a dusk mask. The GM and

Deputy GM Pangelinan toured the first floor and the most significantly damaged areas at Customs and HR. Both of these office facilities were totally damaged. Fortunately, the permanent employee records for the Port employees were stored in metal file cabinets protecting a majority of the files that remained unharmed. Other documents were burned or drenched with water and all the office furniture, computer equipment and reproduction machines were totally damaged. The Customs office where the fire originated was a total loss.



June 2, 2015: Customs & Quarantine Office total damage as a result of the fire.



June 2, 2015: Port Management Assessment Team inspects fire damage of Customs & Quarantine Office.

The CTSI Office adjacent to Customs also suffered significant smoke damage as did every other office space to include Cabras and Matson. Smoke damage extended across the hall to the Port's IT Division and its Customer Service window. Every surface had a layer of smoke soot.



June 2, 2015: Port Management Assessment Team inspects smoke damage in the CTSI office.



June 2, 2015: Port Management Assessment Team inspects smoke damage in the Port Finance Service Center.



June 2, 2015: 1st floor hallway covered in soot.



June 30, 2015: Post-cleanup efforts to the 1st floor hallway covered in smoke damage.

On the second floor, while not affected by the actual fire, did experience significant smoke damage to the entire facility area. This affected the Port administrative operations to include Finance/Administration, Procurement, Planning and Port management and also impacted the MSA and Ambyth offices.

The Port Maintenance Division disconnected the power lines to the fire damaged areas located at the front left wing of the building prior to re-energizing the rest of the building to facilitate repair and recovery efforts.

The Port notified AM Insurance and met the same day, Tuesday, June 2, 2015, with Representatives Angie Perez and Keith Yo to conduct their assessment of the facility. Coordination efforts were also initiated to address the demolition of the fire damaged and smoke damaged areas.



June 2, 2015: 2nd floor hallway covered in soot.

The Port continued its recovery efforts during the first week of the fire and relocated all the administrative staff to alternate locations at the Port to continue operations. The Port staff did an initial cleaning of the IT Division Office on Wednesday, June 3, 2015 and had G4S provide assistance with the clean out of its computer systems and get IT back into operation. The Port also provided its tenants and the public with an announcement, which was also included on its website, of temporary contact numbers due to the relocation of the Administrative Divisions to facilitate continued communication and service.

The Port also maintained daily contact with its tenants and initiated efforts with its insurance company, AM Insurance, to have temporary office containers (air-conditioned) to assist with their daily operations until the Administration building could be cleaned out and the fire damaged areas demolished and removed from the premises. The air quality in the Administration Building was tested on the morning of June 4, 2015 and determined to meet the air quality standards. However, due to the amount of smoke damage, Port management recommended that

Port tenants not occupy their offices until the dropped ceilings were removed and their offices had been properly cleaned out. The Port left this matter to the tenant's discretion. All tenants were still able to access their office space for whatever reason they may need. However, all individuals were required to sign-in/out when they entered the building for security reasons.

As a result of the smoke soot settling on the top of the drop ceilings, all the drop ceilings in the entire building needed to be removed and replaced. The Administration Building is 25,000 sq. ft. in size. The Port had prioritized its IT and Customer Service offices as top on the list for the professional clean-up by insurance company hired contractors. Aside from these two areas, Port management advised tenants that they will prioritize the removal of drop ceilings so that the tenants can address the clean-up of the rest of their office spaces that fall under their lease requirements.

The Port experienced delays in operations with its HR Division as a result of the fire destruction to this office. Job announcement submissions and candidate interviews timelines were rescheduled during the first week of the fire. Also, the permanent employee records located in metal file cabinets spared from the fire were temporarily relocated to the CFS Warehouse (secured caged location) to provide an open air space to sort out these records and other office documents that were salvageable. Port management had instructed HR to begin scanning all permanent employee records to provide a backup electronic record on file.



June 2, 2015: HR division office files and records.



June 2, 2015: HR personnel files listed as top priority in the restoration efforts.

The Port temporarily relocated Customs and Quarantine Operations to the Port Board Room to provide Customs the capacity to continue processing cargo. Without Customs clearance, cargo cannot leave the Port.

All Yard operations to include servicing vessels and moving cargo had been maintained and were not interrupted by the fire. The following vessels serviced that week included the vessel Kyowa Cattleya, on Monday, June 1, 2015, vessel Matson Mana on Tuesday, June 2, 2015, RoRo Modern Peak on Wednesday, June 3, 2015, vessel Matsonia, vessel Shansi and S-2011 Barge on Thursday, June 4, 2015 and S7000 Barge on Friday, June 5, 2015.

The Port also sent out a Press Release with the assistance of the Governor's Office informing the public that in spite of the Monday evening fire, the Port is still operating with "business as usual" as far as ongoing operations. Port management made the decision to relocate the following services and provided temporary contact numbers:

OFFICE/SERVICE	NEW LOCATION	CONTACT NUMBER
Entry/Customs & Quarantine	Board Room	477-5938 Ext. 214
Human Resources	Training Room	477-0655
Tariff	Emergency Operations Center (EOC)	300-4011
Procurement	Commercial	477-5931-5 483/349
Planning	PCC	477-4012
GM's Office	Operations Training Building4	77-5931-5 224/204
Dep. GM	Training Room	477-5931-5 Ext. 226
Clerical	Emergency Operations Center (EOC)	300-4011
Harbor Master's Office	Port Police, 2 nd Floor	477-8697/5931-5 Ext. 333

Second Week of Recovery

The insurance company hired a contractor to demolish the fire damaged offices at HR, Customs and a portion of the finance office for Matson. An inventory was conducted on damaged Port equipment and furniture and then removed for disposal. The contractor also began the process of removing the ceiling tiles in the common areas. The Port's IT Division and Customer Service offices were further cleaned by the contractor as soon as all employee personal items had been removed.

As the insurance claim amount had already exceeded \$50,000.00, the Port needed to address the deductible cost to AM insurance by Friday, June 12, 2015. The insurance company established

an account for the Port to procure office supplies and office furniture to include new file cabinets to secure personnel records.

As for the personnel records, HR reviewed all records contained in the file cabinets and determined that the following were impacted by the fire: damaged personnel jackets for Active employees - twenty (20), damaged personnel jackets for Inactive employees - eighteen (18), damaged employee medical jackets for Active employees - twenty-nine (29), damaged employee medical jackets for Long Term Disability (LTD)- two (2). The majority of the fire damage only affected the perimeter edge of the documents with the remaining contents still decipherable. Only in one (1) case was the documents totally destroyed. All damaged jackets were replaced with new folders and labels.

The Port formally made the request for the insurance company to provide office containers to offset the loss of office space in the Administration building.

Third Week of Recovery

On Monday, June 15, 2015, the Port received an initial Fire Certification from GFD dated Friday, June 5, 2015, reporting, at that time, that the findings of the fire investigation were "Undetermined."

Also on Monday, June 15, 2015, Port management to include the GM, Deputy GM for Operations Felix Pangelinan, Procurement Administrator Alma Javier and Commercial Manager Glenn Nelson met with AM Insurance Representatives Terry Thompson, Angie Perez, Rod Renkin, and Keith Yo. Also present from JJ Global were Louis Bustamante and Eric Tedtaotao.

During the meeting, Mr. Thompson relayed that 90% of the ceiling tiles had been removed to include the Harbor Masters Office, MSA, Customer Service Office, IT and Ambyth. He also stated that there may be a need to disconnect all ceiling wiring above the HR and Custom's location to address appropriate cleaning and sealing of the smoke damage to the first floor. All the necessary power, computer, telephone lines etc. are to be reinstalled once the new office spaces were rebuilt. Deputy Pangelinan pointed out that the air conditioning ducts would also need to be replaced. Mr. Thompson responded that the offices would be returned to functional use. The GM informed him that the bottom layer of the flooring tiles in these areas contained asbestos and would require removal and disposal by an authorized contractor. Mr. Thompson took note of the information and concurred that the existing flooring tiles would be removed and Port management agreed to replace these flooring areas with commercial carpet.



June 30, 2015: Office spaces of HR division and Customs & Quarantine.



June 30, 2015: Matson office space.



June 30, 2015: Clean Shot company performing work on the air-con ducts.

Discussion then focused on the arrival that day and use of the temporary container office spaces that were being provided to off-set the use of the Administration building. After the fire, the Port had requested the container office spaces to accommodate Customs and possible tenants in the interim. Mr. Renkin responded that he needed to get clarification if Port tenants could be covered as they had been required to have their own insurance policies. The GM responded that the Port definitely needed a response on this matter so that a decision could be made on who could occupy the container offices. In the event that tenants could not be accommodated, alternate locations at Port facilities would be considered.

Mr. Thompson relayed that he estimated that his contractors would have the second floor cleaned, repainted and tile installed and ready for occupancy within two weeks. As for the first floor that was more significantly damaged by the fire, he estimated two to three months for full completion. He requested that due to ongoing construction on the first floor that the Port uses the side access doors to enter the building.

On Wednesday, June 17, 2015, the insurance contractor delivered the final two (2) of four (4) 40' office containers to the Port. Customs was relocated to one of the container office spaces and moved from the Port Board Room.

Also on Wednesday, June 17, 2015, the Port received a second Fire Certification from GFD reporting that the findings of the fire investigation were "Undetermined." (appears to be electrical in nature).

On Friday, June 19, 2015, the Port received a letter from Matson General Manager Bernie Valencia providing a formal notice that Matson was terminating its lease with the Port due to the damaged caused to her offices by the fire and the need to immediately locate to another building facility to continue business operations. Matson has since relocated to 201 Farenholt Ave., Suite 103 between Oka Payless and St. Anthony Church.

Fourth Week of Recovery

The Port continued to work with AM Insurance and its contractors in the installation of the drop ceilings, cleaning of the office spaces and evaluation of electronic equipment to include computers, reproduction machines, and surveillance cameras. Also, commercial carpet was replaced in the areas where floor carpet was removed due to smoke damage.

Additional cleaning work was also conducted in the IT Division to include the placement of primer coat in the IT room. Efforts were also put in place to clean the office cubicles to rid the trace of smoke that was still present at IT.

Work was ongoing with the construction contractor to address the floor plan for the replacement of the walls to include new wiring for phones, power and internet and the replacement of the damaged windows for the HR and Customs areas.

Fifth Week of Recovery

The contractor for the insurance company continues to address the installation of the ceiling tiles, painting of the walls on the second floor as required and the restoring of the office furniture back into the offices where the drop ceilings and cleanup have been completed.

PUC Hearing on Port Related Matters

On Thursday, May 28, 2015, the PUC held its Regular Business Meeting. Attending on behalf of the Port were: GM, Deputy GM for Operations and Acting Deputy GM for Finance and Administration Felix Pangelinan, Operations Manager John Santos, Acting Financial Affairs Controller Joann Conway, Procurement and Supply Manager Alma Javier, Commercial Manager Glenn Nelson, and Systems Manager Dennis Perez

The PUC had scheduled the following matters related to the Port:

1. PAG Docket 15-01, Review of Contract for Legal Services, Report, ALJ Report,

Proposed Order

2. PAG Docket 15-02, Review of Contract for Implementation and Integration Services For Terminal Operating System, ALJ Report, Proposed Order
3. PAG Docket 15-03, Review of \$2M USDA Direct Loan, ALJ Report, Proposed Order

Contract for Legal Services

As for the Port's Legal Services Contract, the Administrative Law Judge (ALJ) Joephet Alcantara recommended to the PUC Commissioners that they approve the contract. ALJ Alcantara stated in his report, referencing the contract protocol that the Phillips & Bordallo firm will provide the following services required and identified under the Request for Proposal (RFP): ". . . act as legal counsel to the Port, review contracts, lease agreements, bid invitations, along with other tasks requested by the Port Authority of Guam and its Board of Directors." The Commission members concurred and voted in favor of the ALJ recommendation for the Port to move forward with the Port's Legal Services contract.

Contract for Implementation and Integration Services for Terminal Operating System

As for the Contract for Implementation and Integration Services for Terminal Operating System (TOS) Administrative Law Judge (ALJ) Joephet Alcantara recommended to the PUC Commissioners that the Port needed to upgrade to "a modern automated system that will have a direct interaction and work protocols with external stakeholders such as the shipping lines, truckers and Customs." He further recommended "that the PUC ratify the current contract with G4S, and approve Task Order No. 2 at a cost of \$4,135,112.36." ALJ Alcantara also requested that the Port be required to seek PUC approval prior to the issuance of any further Task Orders that may exceed the \$1 million threshold. The Commission members concurred and voted in favor of the ALJ recommendation for the Port to move forward with the contract to implement the TOS.

USDA Direct \$2 Million Loan

As for the \$2 million USDA Direct Loan, the Administrative Law Judge (ALJ) Joephet Alcantara recommended to the PUC Commissioners "that the PUC authorize PAG to enter into the USDA Loan agreement." The Commission members concurred and voted in favor of the ALJ recommendation for the Port to move forward with the agreement. The Port loan with USDA will be for a period of seven (7) years with payments to commence in June of 2015. The interest rate for the loan is 3.5% and the monthly payment will be \$26,888.00.

Meeting with Hawthorne of Crane Engine

On Wednesday, June 17, 2015, the GM, Deputy GM for Operations Felix Pangelinan, Maintenance Manager Ernie Candoleta and Equipment Manager Joaquin Pangelinan met with Hawthorne Service Manager Jimmy Cruz at his office to obtain a status update on the engine for Gantry Crane #4 that had been with Hawthorne for repair since February of this year going on a four and a half month period. During this time, Gantry #4 has not been operational, leaving Gantry #5 and Gantry #6 to support vessel operations.

Mr. Cruz acknowledged that the engine had been with his shop for an extended time period and relayed that he is just as anxious to have the repair work completed and to return the engine back to the Port. He relayed that there were several issues that contributed to the delay time to include, the payment from MTS and needed approvals to move forward on the procurement of critical parts and agreements on the needed parts for repair. The GM inquired as to what amount of time that encompassed the delay related to payments for the needed parts and repair? Mr. Cruz responded that this contributed to 80% of the delay. The GM stated that she is hearing this information for the first time and is concerned that if this information is indeed true, the availability of payment is not an issue for the Port as these cost have been funded and payments are being made to MTS. She stated that the Port will follow up on this matter with MTS but also informed Mr. Cruz that if there is any issue concerning any delays for payment needed to procure parts or services for Port equipment to please let her or the Deputy GM know so that they can follow up and address these concerns.



June 17, 2015: DGMO Pangelinan inspects repair efforts on G4 Engine.

Mr. Cruz went on to relay that the crane engine will be undergoing its final test run in the next week and will be available to be transported back to the Port no later than Friday, June 26, 2015. As for the second replacement engine, he stated that the repairs are not as significant and should be completed within a three week period. Mr. Cruz also discussed possible maintenance and training plans that can be provided by Hawthorne to service CAT engines owned by the Port from the cranes to the load center generators. He added that his company had been providing this service to Matson prior to the turnover of the cranes to the Port, but added that Matson had suspended these services while the cranes were still in Matson's possession. Maintenance Manager Candoleta stated that he would be interested in reviewing these preventative training and service options.

Deputy GM Pangelinan added that the Port would review this information and evaluate maintenance options moving forward.

PUGG Meeting for the Month of June

The PUGG Meeting for June was held on Thursday, June 18, 2015. Attending the meeting on behalf of the Port were the GM, Deputy GM Felix Pangelinan, Operations Manager John Santos, Maintenance Manager Ernie Candoleta, Procurement and Supply Manager Alma Javier, Terminal Superintendent Joe Ulloa, Stevedore Superintendent Simon Pinaula and Acting Chief Planner Dora Perez. Attending on behalf of the PUGG were MSA Representative Byron Valera, Matson Representatives Bernie Valencia and Alex Peterson, Norton Lilly Representative Emy Reyes, Mell Representative Ed Cruz, MSA Representative Rick Sablan, Ambyth Representatives Andrew Miller and Yvonne San Nicolas. Attending on behalf of the U.S. Coast Guard were Captain James Pruett, Chief of Inspections Lt. Angela Gonzalez and Kimberly Rule.

Deputy GM Felix Pangelinan began that meeting by introducing Captain Pruett, Chief of Inspections Lt. Gonzalez, and Senior Investigative Officer for the Prevention Department Lt. Rule. He also asked the PUGG members and Port staff to provide introductions in the event everyone did not have the opportunity to previously meet. Captain Pruett thanked the Deputy GM for the invitation to attend the PUGG and relayed that his focus was on the protection of goods and services to and from the Port. He stated that he appreciated the open forum to provide an opportunity to be proactive and respond to any questions from the PUGG and hopefully be able to address any concerns the membership may have with regards to the role of the USCG.

Deputy GM Pangelinan then provided an update on the status of the Port Administration building since the office fire that occurred on Monday, June 1, 2015. He relayed that 90% of the drop ceiling on the second floor had since been replaced and that the insurance contractor would be repainting the offices and community areas as needed. He added that the Port's Harbor Master's

Office has been fully operating out of the Administration building a week after the fire incident. As for the status of the first floor, Deputy GM Pangelinan relayed that the construction schedule may extend up to three (3) to four (4) months to fully repair and operationalize the first floor. He mentioned that Matson had informed the Port that it would be ending its office space lease agreement and that the office space previously occupied by Matson would be put up for lease once refurbished. He stated that he has been contacted by parties interested in leasing out this space and would make it available on a first come first serve basis as soon as the office space has been cleaned, repainted and newly carpeted.

GM Pangelinan went on to talk about the temporary office space (referred to as the Port's Container Village) that has been provided by the Port's insurance to accommodate Customs, Port employees and Port tenants. He stated that four (4) forty foot containers had been provided with generators and restroom facilities. He added that CTSI, Inchcape, Customs and Port Entry have already been relocated to the Container Village with Ambyth relocating to the former TWIC Office near the Port Board Room.

The GM added that the areas directly affected by the fire would require the replacement of all power, telephone and internet service connected. As for the second floor, while the office spaces were being cleaned and returned to normal, all computers and reproduction machines need to be assessed to determine if the equipment can be repaired or replaced due to smoke damage. The GM added that all areas that were previously carpeted would have the carpet replaced with commercial grade carpet. She informed the members that are leasing space from the Port that they will be provided color samples to select their replacement carpet. She also relayed that the fire had damaged all the Port's new surveillance cameras in the building that were just recently installed last year.

Deputy GM Pangelinan provided an update that the Gate Terminal System (GTS) has since been restored and is back in operation. He acknowledged that as a result of the manual processing at the Gate since the fire that there will be delays in sending out billings. Operations Manager John Santos interjected that when the server went down after the typhoon the needed parts had to be sourced in Canada. However, he added that next year around the month of July, the new Terminal Operating System (TOS) will be implemented and that the old GTS would be replaced.

Deputy GM Pangelinan informed the PUGG that the Port is in the process of procuring \$4.5 million in Yard equipment to include two (2) Top Lifters and thirteen (13) tractors. He also provided a status report on the operations of the Gantry Cranes, with Gantry #5 and #6 in operation and Gantry #4 still awaiting its engine. GM Pangelinan stated that he along with the GM, Maintenance Manager Ernie Candoleta and Equipment Manager Joaquin Pangelinan had attended a meeting the previous day with Hawthorne Service Manager Jimmy Cruz to get an

update on when the engine repairs would be completed. The engine for Gantry #4 has been with Hawthorne since February of this year and Mr. Cruz reported that the engine will undergo final testing next week and should be returned to the Port by Friday, June 26, 2015. As for the status of the tractors, Deputy GM Pangelinan reported that the Port has maintained an average of 12 to 14 tractors on line during an operation. Mr. Alex Peterson concurred that this was currently the case for Matson vessel operations. Deputy GM Pangelinan also relayed that the new Wash Rack would be available soon to be used to wash down Yard equipment.

Ambyth Representative Andrew Miller stated that he was pleased to hear that new equipment was being procured; however, he was concerned about the level of equipment support over the next year as it would take that long for the new equipment to be procured and landed on Guam. The GM responded that she agreed with Mr. Miller's concern and acknowledged that this is a real challenge that the Port is facing within the next year. She added that due to the lack of optimum equipment levels, existing equipment to include the Top Lifters and the tractors are in continuous use without adequate time to address full maintenance repairs and regular overhauls that are needed. The GM also stated that due to the lack of timely replacement of aging Yard equipment the Port is in the current situation that it is in. Moving forward, the GM relayed that the \$4.5 million equipment purchase will provide a significant addition to the Port inventory, however, the Port will also continue to address equipment procurement in its annual budget. She further relayed that the Board authorized an additional \$500,000 of the \$4.5 million from the Ports FY 2015 operational budget to procure five (5) additional tractors bringing the total new procurement of tractors to thirteen (13).

Mr. Miller also inquired about the issuance of free time approvals for containers due to the downtime related to the Top Lifters. Operations Manager John Santos responded that the impact of delays in cargo movement for this reason is definitely taken into consideration and approvals have been issued as warranted.

Operations Manager Santos then went on to provide an update of the anticipated turnover of the new gate that he stated would be transferred to the Port by July 2015. He discussed the additional manning of the gates that would also be necessary until a Gate Operating System (GOS) is put in place. He stated that he will provide further updates as information becomes available.

MSA Representative Richard Sablan stated that he appreciated the Port's efforts but wanted to relay that any delays in the movement of cargo at the Guam Port impacts the rotation of cargo out to the region. Operations Manager Santos concurred with Mr. Sablan and responded that the Port makes every effort to accommodate the window schedule to prepare and plan for the arrival, discharge, and reloading of cargo. The challenge remains when carrier vessels does not arrive

according to anticipated timelines and ends up creating a negative domino effect on every vessel following that arrives according to schedule. He stated that every carrier at one time or another has not always met its arrival timeline. If this continues, Mr. Santos recommended that the schedule be revisited and new arrival days be further determined.

MELL Representative Ed Cruz stated that he had been in the Port Administration building when the fire broke out on Monday, June 1, 2015 along with his daughter who had just arrived on island and was the first to notice the smoke from the fire that was entering his office. He stated that he did not hear a fire alarm go off to provide warning to anyone else in the building that there was a fire. Deputy GM Pangelinan responded that he was aware of this concern and stated that due to the age of the building, the building had been grandfathered with a pull system alarm. Unfortunately, no one had activated the alarm that evening. He also stated that the Port had recently undergone an exercise for fire evacuation and the building's pull alarm system was recertified by the Guam Fire Department (GFD). However, Deputy GM Pangelinan also stated that he will still look into an alternative alarm system that can be installed to include smoke detectors from the first to the third floor. He added that all of this will be conducted in consultation with GFD.

Meeting with ANZ on Annual Review of Port Facilities

On Thursday, June 19, 2015, the GM and General Accounting Supervisor Joann Conway met with ANZ Chief Executive Officer John Wade, Head of Emerging Corporate Kieron Ward and Assistant Relations Manager Jennie Quiambao to discuss the annual evaluation of Port equipment. ANZ Bank guaranteed the USDA \$3.5 million for the purchase of the Top Lifters and the 2010 Tractors, in addition to the \$12 million for the purchase of the three (3) POLA cranes.

Mr. Wade inquired as to the operational status of the cranes and the ongoing Modernization and other projects at the Port. The GM responded that Gantry #5 and Gantry #6 are currently in operation with Gantry #4 awaiting the repair of its engine from Hawthorne. The GM relayed that she met with Hawthorne's Service Manager Jimmy Cruz on Wednesday and was informed that the repairs and testing of the engine would be completed by Friday, June 26, 2015. She stated that once the crane engine is returned to the Port it will be reinstalled by crane into Gantry #4. As for Gantry #3, the GM reported that the gantry is awaiting parts to repair a fuel leak.

The GM also provided an update on the Port's initiative to acquire \$4.5 million in Yard equipment. She relayed that the Port is currently working with GSA to procure to Top Lifters from the \$2 million allocated in the \$10 million loan with the Bank of Guam. She also relayed that the Port is awaiting the final paperwork and approval from USDA to finalize the \$2 million

loan to procure additional Yard equipment to include tractors and forklifts. Hopefully this matter will be completed within the next couple of weeks.

Overall, Mr. Wade stated that they had no outstanding issues with the Port for this year's inspection and were pleased to see the ongoing construction and progress at the Port.

Meeting with U.S. Coast Guard Commander, Fourteenth District

On Monday, June 22, 2015, the GM and Deputy GM Felix Pangelinan had a luncheon meeting with the new Commander, Fourteenth Coast Guard District Rear Admiral Vincent B. Atkins and Captain of the Port James Pruett. Rear Admiral Atkins recently relieved the Rear Admiral Cari B. Thomas whose jurisdiction includes Hawaii, Guam, Commonwealth of the Northern Mariana Islands and the Micronesian Region. Rear Admiral Atkins is no stranger to the region and previously held operational assignments as the Liaison Officer to the Trust Territories of the Pacific Islands, Saipan Commonwealth of the Mariana Islands and Operations Officer for the Marianas Section Guam.

Rear Admiral Atkins relayed that it has been almost thirty years since his last visit to Guam and he has seen substantial growth and changes since that time. Deputy GM Pangelinan informed the Rear Admiral that he has been working at the Port for over thirty-two years, most of his time in the Control and Compliance Divisions and has since retired as the Port's Harbor Master. Rear Admiral Atkins responded that their paths would have previously crossed during his early assignments on Guam.

Rear Admiral Atkins focused his discussion on the importance of Port resiliency and the ability to recover and move goods after a natural or manmade disaster that may impact commerce. He discussed the acquisition of a crane in Hawaii that was maintained by the Navy but used by the Oahu Port to provide additional support capacity to unload and load cargo in the event of a disaster. He stated that the acquisition of this crane took over seven years and a lot of dialogue to move this process forward. He relayed that this could be an option to be considered by Guam, Saipan and the rest of Micronesia considering the important role Guam serves as a transshipment hub for the region.

The GM provided an overview of the current construction projects at the Port including the status of the Port Modernization projects funded by DOD and administered by MARAD. She also provided him information on other project funded by other federal grants to include Homeland Security Grants for the construction of a new perimeter fence for the existing Yard and Facilities Maintenance Fee (FMF) funding for the long awaited renovations of High and Low Towers. The GM also provided him information on the Port's recovery efforts related to

the recent fire and future projects to renovate Hotel Wharf and the construction of a new Port Commercial facility.

The GM and Deputy GM were able to provide Rear Admiral Atkins their impressions of the status of the military buildup on Guam and the Port's capacity to accommodate additional cargo movements to include the acquisition of \$4.5 million in Yard equipment. The GM also congratulated him on his new assignment and looked forward to the continued collaboration with the U.S. Coast Guard.

Security Breach and Port Lock Down

On Thursday morning, June 25, 2015, Customs Officer II Daniel Pocaigue and Lt. Franklin Gutierrez, accompanied by Senator Tom Ada, had entered the Port Yard in the Mobil Cargo Container/Screening Vehicle and were waved in at the Security Check Point by Port Armed Security Guard Brandon Terlaje. This resulted in a lock down of the Yard once it was determined by Port Police that an individual was in the Yard that did not have proper clearance. Port Police intercepted the Mobil Cargo Container/Screening Vehicle and determined that the two Customs Officers were accompanied by Senator Ada who did not have a Port Police clearance to enter the Yard. After interviews were conducted the Mobil Cargo Container/Screening Vehicle was escorted out from the Yard.

As a result of this event the GM sent a letter to the Director of Customs Pedro Leon Guerrero on Monday, June 29, 2015 informing him that his Customs Officers did not provide the Port a 24 hour notice of this intended activity which is outside of its normal Customs inspection duties nor did Customs provide notification that they would be bringing an individual into the Port Yard whose presence would require approval and clearance by Port Police. She relayed that these are standard operating procedures for Port security and must be adhered to with no exceptions provided to Customs with regards to these requirements. As the Port Yard and Port security requirements are under the jurisdiction and authority of the Port Authority of Guam, Customs has no authority at any time to bring unauthorized individuals into the Port Yard without Port approval. This unauthorized event may subject the Port to possible fines and penalties under the Maritime Security Transportation Act of 2002.

The GM also informed Director Leon Guerrero that the Port acknowledges and has taken responsibility with regards to the action of its Armed Security Guard in allowing the Customs' vehicle to enter the Port Yard. This Security Guard has since resigned from the Port. The GM further requested that Director Leon Guerrero take appropriate administrative action with regards to the involvement of his Customs Officers with this event as well as notify all other Customs' personnel assigned to inspection and administrative duties at the Port reminder notices concerning proper protocols and mandated security requirements at the Port of Guam.

Also on Monday, June 29, 2015 the GM also sent a Memorandum to all Port Police Officers and Armed Security Guards reiterating the requirements that proper procedures related to the Security Measures for Access Control 33 CFR 105.255 must be strictly adhered to at all times. She further stated that no one is to be allowed access to the Port Terminal Yard unless they have provided proper credentials in their immediate possession to include a TWIC or approved temporary badge authorization from Port Police. **THERE ARE NO EXCEPTIONS TO THIS RULE.**

The GM further stated that every Port Police Officer and/or Armed Security Guard that is assigned to open gate entry points into the Port Terminal Yard must inspect and verify the credentials of every single individual inclusive of all occupants of any vehicle, bus, truck, etc. entering our Port Terminal Yard. This also applies to every single Port employee, regardless of the number of times in the course of a shift and/or day that they enter or exit the Port Yard. No vehicles, including Port vehicles are to be waved through the authorized open gates for any reason. Every vehicle shall be stopped at every gate entry point to verify appropriate credentials of the operator and occupants of vehicles, buses, truck etc. within meeting Port access requirements, inclusive of insurance requirements of the Port to enter the Port Terminal Yard.

The GM also stated that appropriate administrative action will be taken if there are any violations of this policy directive by Port Police to include suspension or termination from the Port Authority of Guam.

Adopt-A-School Cleanup Project

A request has been made again this year from the Governor's Office and the Department of Education, for the Port to assist with the Adopt-A-School Program. This year the Port has been assigned to assist with the Southern High School and J.P. Torres Alternative School. The Port's Maintenance Manager Ernie Candoleta will be coordinating with the respective schools to provide assistance when manpower is available.

Cruise Vessel Arrival

On Sunday, May 31, 2015, the cruise vessel Sun Princess arrived at the Port of Guam. There were a total of 1893 passengers and 856 crew members on board. The vessel Sun Princess came to Guam from Yokohama Japan and was headed to Rabaul, Papua New Guinea. MSA was the agent on island for the vessel. The Port coordinated with GVB and MSA on the arrangements for the vessel arrival. Except for one crew member who was taken to the hospital due to an onboard injury, there were no other issues related to the vessel arrival or departure. The U.S. Coast Guard conducted their inspection with regards to the Port procedures and security requirements for the vessel arrival and was cleared.

Earlier in the month the Nippon Maru was scheduled to arrive on Tuesday, May 12, 2015, but the vessel's arrival was canceled. The next cruise ship scheduled to arrive is the vessel Statendam on Tuesday, October 13, 2015.

National Homeland Security Conference 2015

The GM along with General Accounting Supervisor Miami Elordi and Systems Programmer Arden Bonto attended the National Homeland Security Conference 2015 held at the Henry B. Gonzalez Convention Center in San Antonio, Texas from Monday, June 8, 2015 to Thursday, June 12, 2015. Aside from General Sessions during the mornings, afternoon Breakout Sessions were focused on preventing, protecting, mitigating, responding and recovering to homeland threats to include terrorism, cybersecurity and a unified response to these issues.

The Guam delegation also had the opportunity to tour the San Antonio Emergency Operations Center (EOC) on Thursday, June 12, 2015. More details concerning the conference are included in the GM's travel report.

Port Safety Issues

Industrial Accident Involving Tractor #86 and Gantry #5

On Sunday, May 24, 2015, the GM received a report from Safety Inspector III Paul Salas concerning an industrial accident involving Tractor # 86 and Gantry #5 Bumper. According to Mr. Salas, Equipment Operator II Antonio Mesa was operating Tractor #86 on that same day at 10:50 a.m. and was assigned to dray containers that were being discharged from the vessel Kyowa Hibiscus at F-5. Mr. Mesa was driving westward toward F-4 with a bumper chassis (YC 89096) and made a right turn after Gantry #5 bumper when the rear side guard of the chassis struck and damaged the gantry bumper. This resulted in minor scratches to the gantry bumper.

Mr. Salas determined that the cause of the incident was related to Mr. Mesa's inattention, haste and poor judgement on the turning radius adjacent to the crane. Mr. Salas recommended that this incident be discussed at the next Transportation Safety Briefing and he further recommended that this matter be referred to the Accident Review Board with recommendations to be forwarded to the General Manager.

Property Damage to F-5 Bull Rail

On Tuesday, May 26, 2015 the GM received a report from Safety Inspector II John Santos concerning property damage to the F-5 Bull Rail by the Kyowa Hibiscus ramp during operations. According to Mr. Santos, on Monday, May 25, 2015 the Kyowa Hibiscus was docked at F-5 for

vessel operations when the vessel listed and its ramp made contact with the F-5 Bull Rail that resulted in 2" by 2" pieces of concrete being chipped from the rail. Mr. Santos stated that there were minor damage to the bull rail. He also reported that the MSA agent assigned to the Kyowa Hibiscus acknowledged the damage.

Mr. Santos stated that Safety Inspector II Joshua Candoleta had inspected the Kyowa ramp and determined that it had been properly buffered prior to the start of operations. He also stated that the change in tides and the listing of the vessel during operations were factors that contributed to the bull rail damage. He added that these findings were the result of a routine inspection by the Port Safety Division.

Mr. Santos went on to recommend that more frequent inspections be conducted during vessel operations. He also recommended that this matter be referred to the Accident Review Board to forward recommendations to the General Manager.

Industrial Accident Involving Tractor #85

On Thursday, May 28, 2015, the GM received a report from Safety Inspector III Paul Salas concerning an incident that happen on Wednesday, May 27, 2015 involving Equipment Operator II John Santos who had been assigned to dray chassis (MATZ 905171) to Area Z in the Port Yard. According to Mr. Salas, Mr. Santos was attempting to park a chassis into the stall when he sideswiped an adjacent chassis rear tire and subsequently damaged the fuel tank and fender bracket of Tractor #85.

Mr. Salas determined that the cause of this incident was due to Mr. Santos' inattention, haste and not paying proper attention to his surroundings.

Mr. Salas recommended that this incident be discussed at the next Transportation Safety Briefing and he further recommended that this matter be referred to the Accident Review Board to provide recommendations to be forwarded to the General Manager.

Employee Work Injury

On Tuesday, July 2, 2015, the GM received a report for Safety Inspector III Paul Salas concerning an incident that happened on Monday July 1, 2015 involving Marine Traffic Controller Helen Aguon who as a result of the fire on the first floor was quickly exiting the third floor stairway when her left knee buckled. Ms. Aguon reported pain in her left knee as a result of this incident.

On June 01, 2015 at approximately 9:10 p.m., Mrs. Helen Aguon, Marine Traffic Controller, was exiting the third floor stairway (west side) of Administration building when her left knee buckled. She was complaining of pains to her left knee.

Safety Inspector II Joshua Candoleta provided Ms. Aguon with the required 101a form to seek medical attention for her knee injury and transported her on the evening of the fire to GMH for medical attention. Her supervisor was also provided the WCC 201 and 202 forms for completion.

Mr. Salas reported the primary cause of this incident was inattention to proper footing and haste. Mr. Salas recommended that this matter be reviewed by the Harbor Master and forwarded to the Accident Review Board for further recommendations to be made to the GM.

Oil Spill Involving Tractor 90

On Monday, June 8, 2015, the GM received a report from Safety Inspector II John Santos concerning a report that he received from Tractor Operator Danny Jr. Zamora concerning oil leaking from the hydraulic hose on Tractor-90 that he was operating that day. Mr. Zamora was loading a container onto the vessel Kyowa Orchid and was on standby near Gantry #5 at F-5. According to Mr. Salas approximately three (3) gallons of hydraulic oil was spilled from the hose. He further reported that absorbent pads and sand were used to clean up the spill and notification was provided to the National Response under report number 1119008.

Mr. Salas also reported that Fleet Mechanic Leader John Leon Guerrero determined the cause of the fuel leak was the result of wear and tear of the hose. Mr. Salas concurred with this finding and recommended that this matter be further discussed at the next Safety Briefing for the Transportation Division. He further recommended that this matter be referred to the Accident Review Board to provide recommendations to be forwarded to the General Manager.

Hydraulic Oil Spill Involving Top Lifter #4

On Wednesday, June 10, 2015, the GM received a report from Safety Inspector III Paul Salas concerning a hydraulic oil spill that occurred that day involving Top Lifter #4 that was being operated by Equipment Operator III Joaquin Tayama. According to Mr. Salas, Mr. Tayama was assigned to ground containers at Area Y when one of the hydraulic hose from the mast of Top Lifter #4 burst open and leaked oil to the ground.

Mr. Salas further reported that approximately one (1) gallon of hydraulic fuel had been spilled and that absorbent pads and sand were used to clean up the spill. In addition, the National Response was provided a notice concerning this incident and Report #1119151 was issued on this matter.

Mr. Salas determined the cause of the spill was the result of a faulty Hydraulic hose line and recommended that this matter be discussed at the next Safety Briefing with the Transportation Division. He further recommended that this matter be referred to the Accident Review Board to provide recommendations to be forwarded to the General Manager.

Container Leak

On Monday, June 15, 2015, the GM received a report from Safety Inspector II John Santos concerning a report he had received that morning from Terminal Supervisor Joseph C. Tajalle concerning a leak discovered in a 20 ft. container (TGHU#180975 box 9) located at the Warehouse 1 staging area. According to Mr. Santos, the container had been discharged from the vessel Maunawili on Tuesday, June 9, 2015.

Once the report had been received, the Port Safety Division and Port Police Division arrived at the location of the container; a 50 ft. perimeter was established around the container and Unitek was contacted to determine the source and contents of the leak. Upon inspection of the container, it was determined that in the container was a Kawasaki mule and a 55 gallon drum that had been stuffed immediately adjacent together into the container. This resulted in the creation of an inch long cut into the drum and the subsequent spill of one gallon of fuel from the container. Absorbent pads and sand were used to clean up the spill.

Mr. Santos relayed that this incident was reported to the National Response and Report #1119753 was issued on this matter. Mr. Salas determined that the primary cause of this incident was the improper stuffing and storing of the mule and oil drum contents. He recommended that proper storage and packing should be performed prior to shipping of containers.

Mr. Santos further recommended that this incident be discussed by the Accident Review Board to provide recommendations to be forwarded to the General Manager.

Damaged Property to Bull Rail 1200

On Friday, June 19, 2015, the GM received a report from Safety Inspector III, Paul R. Salas concerning Barge S-2206 that was being berthed at F-4 that morning by Tugboat Talafofo when the starboard side of the vessel struck and damaged the dock's Bull Rail 1200. According to Mr. Salas, the tugboat had pushed Barge S-2206 in an angle to the pier causing inertia and the forward movement of the barge resulting in the barge hitting the bull rail. He also reported that strong winds were blowing in an eastward direction.

Mr. Salas stated that the Harbor Master had been informed concerning the incident and recommended that this incident be further investigated by the Harbor Master and the U.S. Coast Guard for further determination.

Hydraulic Oil Spill from Top Lifter #4

On Wednesday, June 24, 2015, the GM received a report from Safety Inspector III Paul Salas concerning a hydraulic oil spill from Top Lifter #4. According to Mr. Salas, Equipment Operator III Ted Cruz was grounding containers from Area X when he noticed oil leaking from the hydraulic hose line on Top Lifter #4. There was approximately one (1) gallon of oil that spilled as a result of this incident. Mr. Salas further reported that absorbent pads and sand were used to clean up the oil spill. The National Response was notified and Report # 112075 was issued.

Mr. Salas determined that the cause of the spill was a busted hydraulic hose line that had cracked from wear and tear.

Mr. Salas also recommended that this matter be discussed at the next Safety Briefing for the Transportation Division and further recommended that this matter be referred to the Accident Review Board to provide recommendations to be forwarded to the General Manager.

Brown Widow Spiders in Warehouse I

On Wednesday evening, June 24, 2015, the GM received a call from Safety Inspector II Joshua Candoleta that he had found spiders in the Safety Office storage room. He relayed that he had sprayed the webs and spiders that he found and was able to retrieve three (3) spider samples to be examined by Department of Agriculture Entomologist Dr. Russel Campbell. The GM informed Mr. Candoleta to be extra cautious and that she would follow up in the morning with Acting Safety Administrator Vincent Acfalle.

The GM along with Acting Safety Administrator Acfalle went to Warehouse I on Thursday morning, June 25, 2015 and inspected the Safety Office storage room and surrounding areas along with Safety Inspector III Paul Salas and Safety Inspector II John Santos. The group did discover webs that were identified as possibly made by black or brown widow spiders. No spiders were found during this time. However, the GM requested for Acting Safety Administrator Acfalle to conduct an inspection with his team on the rest of Warehouse I and determine if there was any further evidence of spiders within the facility.

The GM also contacted and spoke with Dr. Campbell who relayed that he would inspect the spider samples and report back on the type of spider that was discovered. Dr. Campbell then called the GM back and relayed that upon sample inspection, the species found in Warehouse I were Brown Widow Spiders that have already established on Guam.

The GM sent a memorandum that day to all Shipping Agents, Tenants and Port employees informing them that Brown Widow Spiders were discovered in Warehouse I. She also provided

them a description of the spider and advised on precautionary measures to be taken. The GM also relayed that the Port would be working with a pest control company to treat affected areas as needed.

Damaged Property to Official Vehicle #6314

On Friday, June 26, 2015, the GM received a report from Safety Inspector III Paul Salas concerning damage to Official Vehicle #6314 that had been inspected that morning by Stevedore Supervisor I Robert Meeks. After undertaking his inspection of the vehicle with his checklist, he noted that the left front fender was damaged and notified Port Police.

Mr. Salas went on to report that Stevedore Supervisors Reed Topasna and John Borja and Stevedore Christopher Aguiqui had operated Official Vehicle #6314 when they had assumed duty on Thursday, June 25, 2015 at 7:00 p.m. Mr. Salas went on to report that a vehicle checklist had not been conducted by these three employees.

Mr. Salas recommend that the Stevedore Office make a determination on the responsible operator and submit this information to the Accident Review Board to make a recommendation to the General Manager concerning this incident.

Incident with Gantry #6 Flapper

On Friday, June 26, 2015, the GM received a report from Safety Inspector III Paul Salas stating that Crane Operator Edwin Malaga had been operating Gantry #6 discharging break bulk rebar's from the Kyowa Cattleya when the crane flapper struck the lip of the vessel's deck, damaging the flapper.

Mr. Salas further reported that Stevedore Leader George Quidachay was the signal man that had instructed Mr. Malaga to hoist the bundles of rebar and was unaware that the left flapper of the crane was too close to the vessel resulting in minor damage to the left flapper of the gantry spreader. Mr. Salas also stated that there were no tag lines used during this operation.

Mr. Salas determined that the primary cause of this incident was inattention and complacency on both the part of Mr. Malaga and Mr. Quidachay in which neither individual had a clear view of the load when it was lifted.

Mr. Salas recommended that this matter be forwarded to the Accident Review Board to provide recommendations to the General Manager concerning this incident.

Freedom of Information Act Request

Request from Joshua D. Walsh

On Thursday, June 11, 2015, the Port received a Freedom of Information Act Request from Joshua D. Walsh representing the Office of Civile & Tang requesting the following information:

All records that the Port Authority of Guam ("PAG") may have in its possession about Gerald F. Torres, Gilbert Santos, Joaquin R. Meno, Quirino B. Cabe and Jesse N. Quinata, including personnel records, payroll records, and scheduling records.

On Monday, June 15, 2015, the GM provided a response back to Mr. Walsh relaying that due to the breath of his request and the numerous documents which must be located and reviewed, PAG would provide a response to his request by Monday, June 22, 2015.

On Monday, June 22, 2015, the Port provided a response to Mr. Walsh.

Request from Joshua D. Walsh

On Monday, June 22, 2015, the Port received a Freedom of Information Act Request from Joshua D. Walsh representing the Office of Civile & Tang requesting the following information:

All records that the Port Authority of Guam may have in its possession about Joaquin L.G. Tayama, David G. Teixeira, Phillip Salas, Benny G. Cruz, Thaddeus Sanchez, Richard A. Dydasco and Albert Tudela including personnel records, payroll records, and scheduling records.

On Thursday, June 25, 2015, the GM provided a response back to Mr. Walsh relaying that due to the breath of his request and the numerous documents which must be located and reviewed, PAG will provide a response to his request by Thursday, July 2, 2015.

Vivian Leon

On Tuesday, June 23, 2015, the Port received a Freedom of Information Act Request from Vivian Leon requesting the following information:

1. Copies of all invoices submitted by the law firm of Phillips & Bordallo for work completed during the months of May 2014 to present (June 23, 2015).

2. Copies of all personnel actions from July 4, 2014 to present for all hires, promotions and reclassifications.
3. Copies of all personnel actions from July 4, 2014 to present for pay adjustments granted to unclassified employees.
4. Copies of all documents including memos and personnel actions for all detail appointments, extensions and termination of detail appointments from July 4, 2014 to current.
5. Copies of the corresponding Port Authority of Guam requests to the Department of Administration for detail appointment extensions and the responses from the Department of Administration.
6. Copy of her employee service card that is maintained by the Human Resources Division.

On Thursday, June 25, 2015, the GM provided a response back to Ms. Leon relaying that due to the breath of her request and the numerous documents which must be located and reviewed, PAG will provide a response to her request by Thursday, July 2, 2015.

Vivian Leon

On Tuesday, June 23, 2015, the Port received a Freedom of Information Act Request from Vivian Leon requesting the following information:

The General Manager's six months and annual performance reviews.

On Monday, June 29, 2015, the Port provided a response to Ms. Leon.

Note: Pages 29 thru 33 are Personnel Related Matters.

FEDERAL GRANT/LOANS & LOCAL FUNDING PROGRAMS
FY2015 Port Modernization Plan
Grant Strategy - Monthly Update

June 22, 2015

Summary Sheet of Funding/Financing

	On-hand	Expenditures	Remaining Balance	NOTES
Port Modernization				
Modernization	\$ 52,600,000.00	\$ 11,903,288.26	\$ 40,696,711.74	\$48.5M Port Enterprise Fund
Security	\$ 7,575,225.21	\$ 5,465,863.13	\$ 2,109,362.08	
Marinas	\$ 1,261,728.00	\$ 942,628.47	\$ 319,099.53	
Port Police	\$ 26,812.00	\$ 3,177.63	\$ 23,634.37	
Grand Totals:	\$ 61,463,765.21	\$ 18,314,957.49	\$ 43,148,807.72	

Applications/Approved Pending

				NOTES
Port Police	\$ 28,350.00			DPW OHS
TIGER 7	\$ 21,556,741.00			USDOT H-Wharf
Grand Totals:	\$ 21,585,091.00			

PORT AUTHORITY OF GUAM - FEDERAL GRANT FUNDING PROGRAMS
Monday, June 22, 2015

1. Port Modernization

ITEM	GRANT #	PROJECT NAME	Federal or Local Agency	Notice to Proceed	% Completed	Award Date / End Date	Award Amount	Draw Down Submitted	Remaining Balance	STATUS:
FY2010-01	Port Enterprise Fund	Guam Commercial Port Improvement Program	DOD to DOT Maritime Administration Agency (MARAD)	09/22/10	18.9%	9/22/2010 - 9/22/2015	\$ 48,500,000.00	\$ 9,183,288.26	\$ 39,316,711.74	Transferred to the Port Enterprise Fund on 09/22/2010. As of 2/2/2012 Dashboard Total Transferred to Project: \$50M. Total for Contract: \$48.5M. Total for MARAD Admin: \$1.5M. EA Engineering: \$9,183,288.26. Pending Contract Obligations: \$103,137.00. Version: 9/23/2013 PAG Financial Dashboard
FY2010-03	GR0706-10-10	Project Controls and Program Accountability Services	Office of Economic Adjustment (OEAI) DOD	10/01/10	100.0%	10/1/2010 - 9/30/2012 Extension approved 9/30/2013 Extension approved 11/30/2014	\$ 750,000.00	\$ 750,000.00	\$ -	PAG has been reimbursed the full grant amount. Awaiting grant close out documents.
FY 2011-01	GR0706-11-12	Owner's Agent Engineer Support Services	Office of Economic Adjustment (OEAI) DOD	04/01/11	100.0%	4/01/2011 - 3/31/2012 Extension approved - 01/31/2014 Extension approved - 11/30/2014	\$ 1,970,000.00	\$ 1,970,000.00	\$ -	PAG has been reimbursed the full grant amount. Awaiting grant close out documents.
FY 2015-02	GR0706-15-21	Owner's Agent Engineer Support Services	Office of Economic Adjustment (OEAI) DOD			01/01/2015 - 12/31/2016	\$ 1,380,000.00	\$ -	\$ 1,380,000.00	Proposals have been submitted and are being reviewed by evaluation committee members.
GRAND TOTAL GRANTS FOR MODERNIZATION:							\$ 52,600,000.00	\$ 11,903,288.26	\$ 40,696,711.74	

II. SECURITY

ITEM	GRANT #	PROJECT NAME	Federal or Local Agency	Notice to Proceed	% Completed	Award Date / End Date	Award Amount	Draw Down Submitted	Remaining Balance	STATUS:
FY2009-03	2009-FU-19-0043	U 3: Communication Duct bank Work (formerly Radar/Intrusion Detection System)	PSGP	03/01/10	100.0%	2/2009 12/31/2013	\$ 600,832.50	\$ 600,832.50	\$ 0	This investment justification is part of the PSEP and is closed. Project is completed. Punch list reviewed and addressed.
FY2009-04	2009-FU-R1-0154	Renovation/Upgrade of Existing Port Police Building to Serve as the P&G's Maritime and Port Security Operations Center	President's ARRA Supplemental PSGP	04/12/10	99.1%	09/2009 05/31/13	\$ 910,593.50	\$ 902,156.94	\$ 8,436.56	This investment justification is part of the PSEP. Project is completed. Currently working on close out report. Because the project was completed within the proposer and awarded amount, the balance of \$8,436.56 will be retained to FEMA. The Port expended 99.07% of the award amount. Punch list reviewed and addressed.
FY2010-01	2010-FU-170-0080	U 1: Command and Control Integration of CCTV Security Surveillance, Access Control/Security Credentialing, Radar Intrusion/Detection, and TWC Readers Systems	PSGP	02/10/11	99.9%	06/01/10 05/31/2014	\$ 2,257,500.00	\$ 2,254,505.74	\$ 2,994.26	This investment justification is part of the PSEP. Project is completed. Currently working on close out report. The Port expended 99.87% of the award amount. The balance of \$2,994.26 will be retained by FEMA. Punch list reviewed and addressed.

III. SECURITY (cont.)

ITEM	GRANT #	PROJECT NAME	Federal or Local Agency	Notice to Proceed	% Completed	Award Date / End Date	Award Amount	Draw Down Submitted	Remaining Balance	STATUS:
FY2011-01	EMW-2011-PU-00200-501	U1: Upgrade of Emergency Back-up Generators to Support Maritime and Port Security Management and Operations	PSGP	09/01/11	73.4%	09/01/2011 - 08/31/2014	\$ 867,141.00	\$ 636,858.57	\$ 230,282.43	Generator Installation Project was awarded to Pro Pacific. NTP was given to Contractor. The Port is currently working on several RFPs from the Contractor regarding the generators and Automatic Transfer Switches.
FY2011-02	EMW-2011-PU-00200-501	U2: Mobile Cargo and Vehicle CBRNE Detection and Screening System	PSGP	09/01/11	64.7%	09/01/2011 - 08/31/2014	\$ 1,525,790.00	\$ 987,304.00	\$ 538,486.00	Customs has been utilizing the Backscatter Van to inspect container cargoes and vehicles. The Port is currently waiting on Customs' SOP. Train-The-Trainer Course will be delivered on the third week of June 2015 for key Customs' officers.
FY2013	EMW-2013-PU-00206	CMU Wall & Heavy Duty Chain Link Security Fencing	FEMA Port Security Grant Program	Notification of Award issued 8/29/2013 by DHS Program Announcement	18.2%	8/24/2013 - 8/24/2015	\$ 461,712.00	\$ 84,205.38	\$ 377,506.62	Phase Fencing Project has been awarded to Inland Builders. Pre-construction has been scheduled for April 15, 2015 with the NTP to be issued on April 20, 2015.
FY2014		Upgrade and Refurbishment of Safe Boat Acquired from the US Coast Guard Sector Guam	FEMA Port Security Grant Program	Waiting on USDHS/FEMA grant award documents	0.0%		\$ 415,106.21	\$ -	\$ 415,106.21	Status Quo. The Port has made initial contact with US DHS personnel to assist with this first security assessment will enable the Port to protect its IT backbone.
FY2014		Enhancement of the PAGO's Critical Infrastructure Cyber Security	FEMA Port Security Grant Program	Waiting on USDHS/FEMA grant award documents	0.0%		\$ 536,550.00	\$ -	\$ 536,550.00	Status Quo. The Port has made initial contact with US DHS personnel to assist with this first security assessment will enable the Port to protect its IT backbone.

GRAND TOTAL FOR SECURITY: \$ 7,575,225.21 \$ 5,465,863.13 \$ 2,109,362.08

III. MARINAS

ITEM	GRANT #	PROJECT NAME	Federal or Local Agency	Notice to Proceed	% Completed	Award Date / End Date	Award Amount	Draw Down Submitted	Remaining Balance	STATUS:
FY2014-01	D14AP0020 / Guam-CIP-2014-1	Agat Marina Dock "C & D" Repairs	Department of Interior Office of Insular Affairs (DOI/OIA)	02/20/15	100.0%	10/1/2013 - 9/30/2018	\$ 939,484.00	\$ 939,484.00	\$ -	Total Project Cost \$1,593,208. Project completed May 14, 2015
FY2014-02	F13AP01023	Harbor of Refuge A/E Design & Environmental Studies - Phase 1	DOI/F&WS/Dept. of AG/DAWR	07/01/14	0.0%	10/1/2013 - 9/30/2015	\$ 95,000.00	\$ -	\$ 95,000.00	PAG Sub-grantee through DOAG. PAG Cost Share \$25,000. Total Project Cost \$120,000. Environmental Assessment completed. A/E Design on-going.
FY2014-03	F14AP00191	Renovation of the Guam Harbor of Refuge Phase II - A/E Design, Repairs to Mooring, Acquisition of Pumpout System & Shelter/Housing	DOI/F&WS/DOAG DAWR	03/31/14	0.0%	10/26/2013 - 9/30/2016	\$ 86,181.00	\$ -	\$ 86,181.00	PAG Sub-grantee through DOAG. PAG Cost Share \$23,750. Total Project Cost \$109,931.
FY2014-04	F14AP00130	Renovations of Existing Pump-outs at Marinas	DOI/F&WS/Dept. of AG/DAWR	02/18/14	5.1%	6/10/2013 - 9/30/2014 *Extension approved until 9/30/2015	\$ 61,063.00	\$ 3,144.47	\$ 57,918.53	PAG Sub-grantee through DOAG. Bid opening held June 5, 2015. Pending issuance of Notice of Intent to Award.
FY2014-05	F10AF00014	Agat Small Boat Marina 1/Concrete Curb/Repair	DOI/F&WS/Dept. of AG/DAWR	Refer to Status column	0.0%	11/17/2014 - 9/30/2015	\$ 80,000.00	\$ -	\$ 80,000.00	PAG Sub-grantee through DOAG. Bid opening held June 5, 2015. Pending issuance of Notice of Intent to Award.

GRAND TOTAL FOR MARINAS: \$ 1,261,728.00 \$ 942,628.47 \$ 319,099.53

IV. Port Police - Highway Safety

ITEM	GRANT #	PROJECT NAME	Federal or Local Agency	Authorization to Proceed	% Completed	Award Date / End Date	Award Amount	Draw Down Submitted	Remaining Balance	STATUS:
FV2015-01	PT15-03-03PAG	Port Police Division - Section 402 Highway Safety Funds	Department of Public Works/Office of Highway Safety	04/21/15	\$ -	10/2/2014 - 9/2/2015	\$ 26,812.00	\$ 3,177.63	\$ 23,634.37	PAG Sub grantee through OHS Agreement approved on 11/21/2014.
GRAND TOTAL FOR HIGHWAY SAFETY							\$ 26,812.00	\$ 3,177.63	\$ 23,634.37	

V. OTHER

ITEM	POTENTIAL FUTURE GRANTS	PROJECT NAME	Federal or Local Agency	COMMENTS	PAG Estimated Cost Share	Federal Cost Share %	Total Amount	STATUS:
FV2016-01	Submitted 4/24/2015	Port Police - Section 402 Highway Safety Funds	Department of Public Works/Office of Highway Safety		\$ -	\$ 28,350.00	\$ 28,350.00	Subject for review and approval
FV2016-02	Submitted 6/2/2015	Maintenance & Repair of H Wharf and Access Road	USDOT National Infrastructure Investments		\$ -	\$ 21,556,741.00	\$ 21,556,741.00	Subject for review and approval
GRAND TOTAL FOR OTHER					\$ -	\$ 21,585,091.00	\$ 21,585,091.00	



PORT OF GUAM

ATURIDAT I PUETTON GUAHAN

Jose D. Leon Guerrero Commercial Port

1026 Cabras Highway, Suite 201, Piti, Guam 96925

Telephone: 671-477-5931/35 Facsimile: 671-477-2689/4445

Website: www.portguam.com



Eddie Baza Calvo
Governor of Guam
Ray Tenorio
Lieutenant Governor

June 24, 2015

FINANCE-YTD- April 2015

Financial Highlights

Income Statement

Balance Sheet

Accounts Receivable Aging Summary Report

Accounts Payable Summary

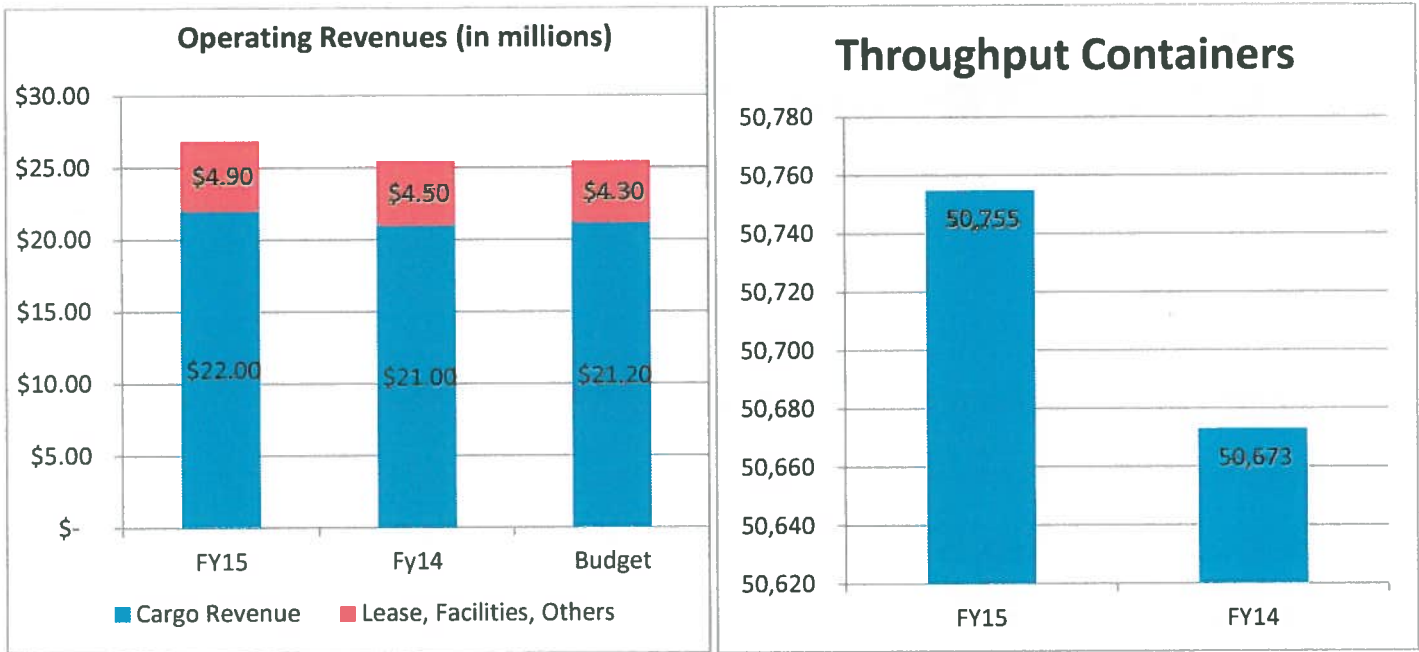
Budget Lift/Transfer Monthly Activities

Crane Surcharge Ledger

Facility Maintenance Ledger

Financial Highlights – YTD April FY2015

Operating Performance:



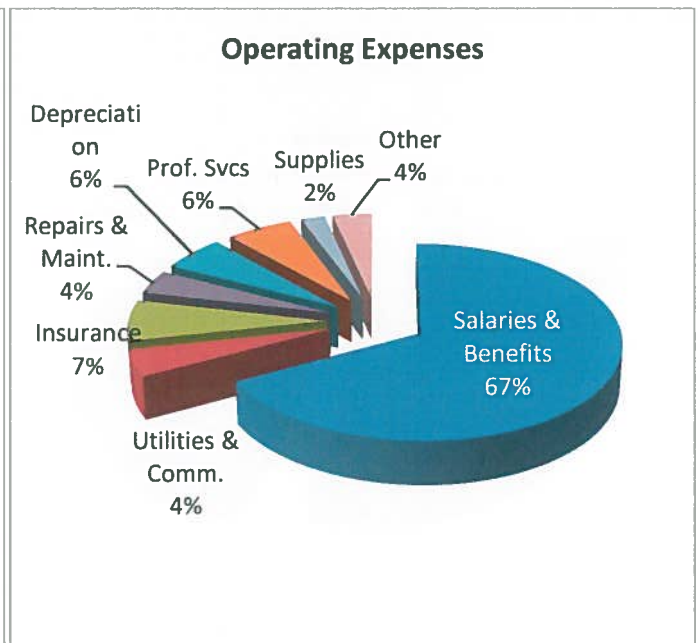
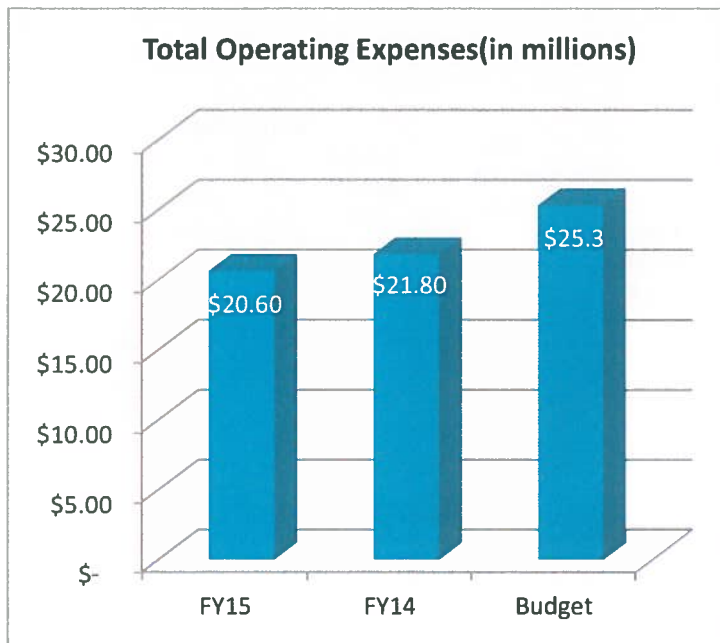
Total Operating Revenues as of April 2015 was \$26.9 million, which consist of \$22 million in cargo revenues and \$4.9 million in Facilities, Leases, and Other Services.

FY15 YTD cargo revenue is 5% higher than last year's total (\$21 mil) and 4% higher than Budget (\$21.2 mil).

FY15 YTD Facilities, Leases, and Other Services as of April is 10% higher than last year (\$4.5 mil) and 13% higher than budget (\$4.3 mil).

Overall Operating Revenues as of April is 5% higher than Budget (\$25.5 mil) and 6% higher than last year's year to date April (\$25.5 mil).

Total number of containers handled as of April 2015 was 50,755 which is similar compared to last year April total 50,673.



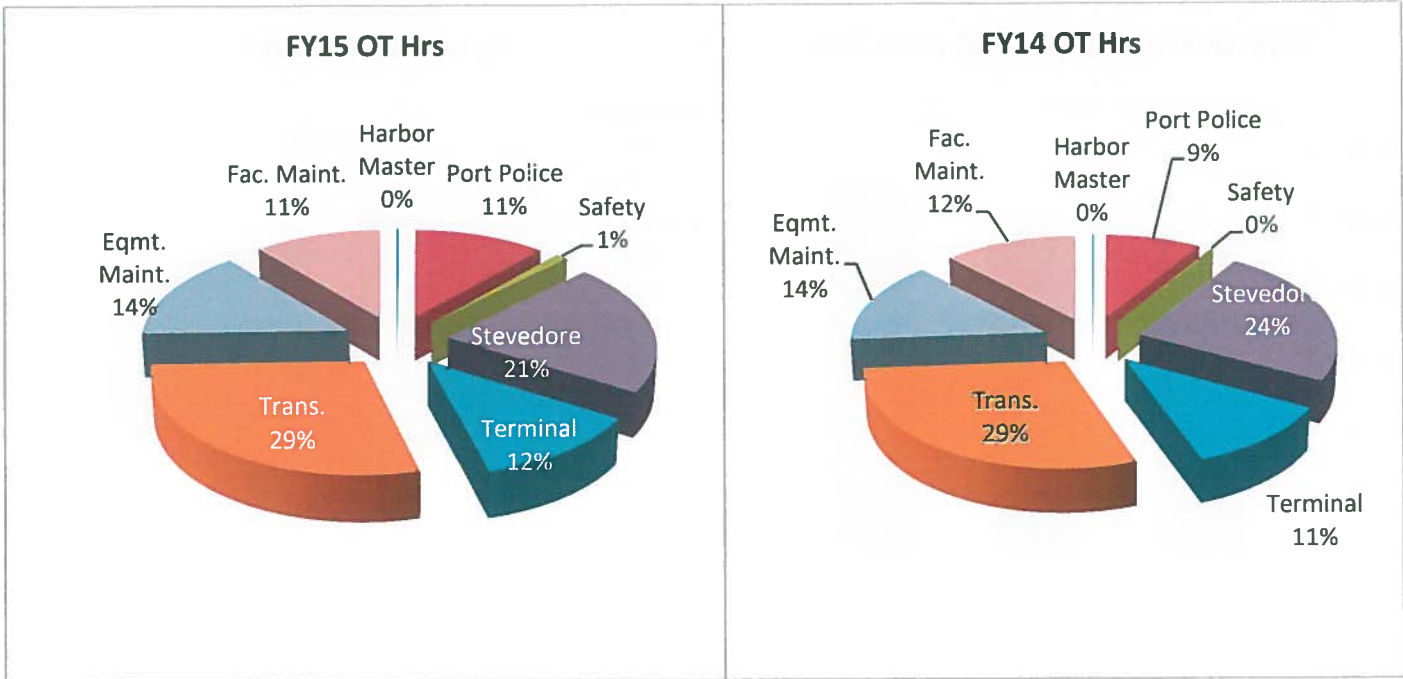
Total Operating Expenses as of April 2015 was \$20.6 million, which is 19% lower than Budget (\$25.3 mil) and 5% lower than last year's total operating expenses (\$21.8 mil).

Total Overtime as of April 2015 was \$844 thousand which is 9% higher than last year April (\$773 thousand). Direct Labor Revenue as of April was \$1.6 million, which is 9% higher than last year and 23% higher than budget. Direct Labor charges are for services performed by Port employees under special service request and differentials under the throughput.

Below is the breakdown of overtime for each division/section for FY15 and FY14 as of April:

Sections	FY2015	FY2014	Budget	OT/HOL Revenue
Harbor Master	1,755	1,080	2,458	0
Port Police	95,648	67,088	47,917	32,170*
Safety	8,935	1,628	3,767	0
Stevedore-Cargo Handling	165,895	172,075	120,333	132,694
-Rigger	14,107	13,332	13,833	10,318
Terminal	101,643	88,760	96,259	122,637
Trans-Superintendent	40,208	42,548	34,787	0
-Crane Operators	51,505	56,716	45,226	24,633
-Equipment Oper.	137,681	114,218	186,991	159,018
-Dispatcher	12,404	14,386	12,076	0
Maint.-Crane Maint.	60,510	61,577	58,333	0
-Preventive Maint.	2,283	9	5,833	0
-Fleet Maint.	35,878	28,611	35,000	0
-Welders	23,298	17,434	17,500	0
Facility Maint.-Building	8,570	4,436	4,667	891
-Elect./Refr.	82,105	89,260	36,333	0
TOTAL	842,424	773,158	631,568	482,361

*Port Police OT Revenue is due to Passenger Vessels or under special service request. Electrician revenue is due to special service requests.



Year to date Operating Revenues minus the Year to date Operating Expenses resulted to an Operating Income of \$6.3 million as of April 30, 2015.

Non Operating Revenues and Expenses consist of the following: \$1.6M-Retirement contribution for COLA, Supplemental and Medical/Dental/Life Insurance expenses, \$478k-Interest expense on loans, \$2.5M Federal Reimbursements and \$74k Interest Income. The net total of non operating expenses and revenues as of April is a positive \$1.1 million.

The Total Net Income as of April is \$7.4 million.

Accounts Receivable Trade (net) as of April 30, 2015 is \$5.3 million.

Aging Status is as follows: 71% - Current, 1% - over 30 days, 1% - over 60 days, 0%(less than 1%) - over 90 days and 27% - over 120 days.

Accounts Payable Trade as of April 30, 2015 is \$1.5 million which is 23% higher than last month ending balance of \$1.2 million.

Port Authority of Guam
Income Statement
With Budget Comparison (Unaudited)
07 Months Ending 4/30/15

Current Month Actual	%	Last Year Actual	%	Budget	% Chng	Year to Date Actual	%	Last Year to Date		% Chng	Budget	% Chng
								Actual	%			
OPERATING REVENUES												
CARGO THROUGHPUT REVENUES												
540,770	14.6%	491,323	11.8%	611,156	(0.12)	3,951,161	14.7%	2,998,753	11.8%	31.8%	3,934,688	0.00
873,358	23.5%	1,223,965	29.5%	872,691	0.00	6,117,325	22.7%	7,004,770	27.5%	-12.7%	6,132,267	(0.00)
58,539	1.6%	98,577	2.4%	86,178	(0.32)	704,001	2.6%	476,084	1.9%	47.9%	507,834	0.39
353	0.0%	143	0.0%	567	(0.38)	3,169	0.0%	14,385	0.1%	-78.0%	5,745	(0.45)
	0.0%						0.0%		0.0%	0.0%		
36,884	1.0%	11,355	0.3%	57,755	(0.36)	385,585	1.4%	207,853	0.8%	85.5%	348,725	0.11
6,643	0.2%	5,110	0.1%	4,532	0.47	32,024	0.1%	35,865	0.1%	-10.7%	35,516	(0.10)
2,343	0.1%	2,088	0.1%	2,464	(0.05)	28,110	0.1%	12,012	0.0%	134.0%	14,776	0.90
19	0.0%	19	0.0%	631	(0.97)	4,910	0.0%	177	0.0%	2681.2%	871	4.64
9,562	0.3%	13,366	0.3%	15,672	(0.39)	76,392	0.3%	58,577	0.2%	30.4%	65,706	0.16
1,528,471	41.2%	1,845,945	44.4%	1,651,646	(0.07)	11,302,677	41.9%	10,808,477	42.4%	4.6%	11,046,128	0.02
OTHER CARGO RELATED REVENUES												
1,406	0.0%	360	0.0%	2,895	(0.51)	15,088	0.1%	23,651	0.1%	-36.2%	21,177	(0.29)
436	0.0%		0.0%	3,950	(0.89)	21,574	0.1%	39,724	0.2%	-45.7%	33,740	(0.36)
	0.0%		0.0%				0.0%		0.0%	0.0%		
207,311	5.6%	144,357	3.5%	168,370	0.23	1,256,389	4.7%	1,057,410	4.2%	18.8%	1,060,696	0.18
16,700	0.5%	7,495	0.2%	12,139	0.38	110,209	0.4%	53,720	0.2%	105.2%	56,689	0.94
136	0.0%	136	0.0%	120	0.13	1,762	0.0%	716	0.0%	145.9%	660	1.67
3,259	0.1%	4,532	0.1%	2,808	0.16	19,994	0.1%	21,333	0.1%	-6.3%	20,808	(0.04)
10,328	0.3%	9,409	0.2%	8,642	0.20	63,122	0.2%	56,712	0.2%	11.3%	56,372	0.12
190,259	5.1%	226,848	5.5%	233,255	(0.18)	1,635,878	6.1%	1,504,929	5.9%	8.7%	1,331,963	0.23
16,682	0.4%	34,633	0.8%	24,817	(0.33)	164,399	0.6%	137,328	0.5%	19.7%	150,817	0.09
20,898	0.6%	37,187	0.9%	30,701	(0.32)	203,199	0.8%	218,915	0.9%	-7.2%	215,903	0.09
334,847	9.0%	444,768	10.7%	388,772	(0.14)	2,655,178	9.9%	2,516,459	9.9%	5.5%	2,612,612	(0.06)
48,333	1.3%	52,267	1.3%	48,706	(0.01)	338,408	1.3%	320,461	1.3%	5.6%	324,160	0.02
13,461	0.4%	18,470	0.4%	14,710	(0.08)	99,751	0.4%	98,541	0.4%	1.2%	99,232	0.01
117,408	3.2%	137,520	3.3%	128,455	(0.09)	893,728	3.3%	811,034	3.2%	10.2%	854,083	0.05
458,219	12.3%	544,987	13.1%	481,187	(0.05)	3,255,594	12.1%	3,319,477	13.0%	-1.9%	3,337,061	(0.02)
1,439,682	38.8%	1,662,968	40.0%	1,549,527	(0.07)	10,734,273	39.8%	10,180,409	40.0%	5.4%	10,175,973	0.05
2,968,153	80.0%	3,508,913	84.5%	3,201,173	(0.07)	22,036,950	81.8%	20,988,886	82.4%	5.0%	21,222,101	0.04

Port Authority of Guam
Income Statement
With Budget Comparison (Unaudited)
07 Months Ending 4/30/15

Current Month Actual	%	Last Year Actual	%	Budget	% Chng	Year to Date Actual	%	Last Year to Date		% Chng	Budget	% Chng
								Actual	%			
NON OPERATING REVENUES												
FACILITIES												
89,773	2.4%	90,910	2.2%	1,985	44.23	713,003	2.6%	666,993	2.6%	6.9%	666,239	0.07
119,780	3.2%	220,183	5.3%	209,653	(0.43)	1,525,336	5.7%	1,719,168	6.8%	-11.3%	1,467,571	0.04
23,820	0.6%	95,177	2.2%	103,710	(0.05)	23,820	0.1%	661,787	0.0%	0.0%	13,895	0.71
98,227	2.6%	89,599	2.2%	92,105	(0.00)	676,753	2.5%	486,524	1.9%	-9.5%	725,970	(0.07)
92,105	2.5%	92,105	2.2%	5,638	(0.00)	440,156	1.6%	39,467	0.2%	-0.1%	644,735	(0.32)
5,632	0.2%	5,638	0.1%	3,207	(0.00)	39,422	0.1%	22,366	0.1%	14.2%	39,466	(0.00)
3,624	0.1%	3,074	0.1%	656	(0.13)	25,546	0.1%	5,250	0.0%	0.0%	22,449	0.14
16,691	0.4%	17,326	0.4%	12,246	0.36	110,747	0.4%	132,499	0.5%	-16.4%	85,722	0.29
6,210	0.2%	3,705	0.1%	4,430	0.40	29,665	0.1%	29,310	0.1%	1.2%	31,010	(0.04)
262,650	7.1%	74,786	1.8%	58,333	3.50	1,150,020	4.3%	526,851	2.1%	118.3%	408,331	1.82
718,511	19.4%	602,576	14.5%	587,140	0.22	4,734,892	17.6%	4,290,215	16.8%	10.4%	4,109,980	0.15
OTHER FEES & SERVICES												
	0.0%		0.0%		-		0.0%		0.0%	0.0%		-
	0.0%		0.0%		-		0.0%	13,873	0.1%	-100.0%		-
	0.0%		0.0%		-		0.0%		0.0%	0.0%		-
1,690	0.0%	15,606	0.4%	2,618	(1.00)	10,382	0.0%	31,417	0.1%	-67.0%	18,326	(0.43)
11,754	0.3%	1,028	0.0%	1,655	0.02	16,199	0.1%	11,423	0.0%	41.8%	11,585	0.40
8,118	0.2%	10,704	0.3%	22,749	(0.48)	77,081	0.3%	67,276	0.3%	14.6%	159,243	(0.52)
		12,222	0.3%		-	73,488	0.3%	93,498	0.4%	-21.4%		-
21,563	0.6%	39,560	1.0%	27,022	(0.20)	177,149	0.7%	217,487	0.9%	-18.5%	189,154	(0.06)
2,065	0.1%	3,706	0.1%	643	2.21	3,455	0.0%	16,389	0.1%	-78.9%	4,501	(0.23)
REIMBURSEMENTS												
	0.0%		0.0%	32,355	(1.00)		0.0%	(49,314)	-0.2%	-100.0%	60,585	(1.00)
	0.0%		0.0%		-		0.0%		0.0%	0.0%		-
	0.0%		0.0%		-		0.0%		0.0%	0.0%		-
	0.0%		0.0%		-		0.0%		0.0%	0.0%		-
	0.0%		0.0%		-		0.0%	2	0.0%	-100.0%		-
0	0.0%	0	0.0%	32,355	(1.00)	0	0.0%	(49,312)	-0.2%	-100.0%	60,585	(1.00)
742,138	20.0%	645,842	15.5%	647,160	0.15	4,915,495	18.2%	4,474,779	17.6%	9.8%	4,364,220	0.13
3,710,291	100.0%	4,154,755	100.0%	3,848,333	(0.04)	26,952,445	100.0%	25,463,665	100.0%	5.8%	25,586,321	0.05

Port Authority of Guam
Income Statement
With Budget Comparison (Unaudited)
07 Months Ending 4/30/15

Current Month	Last Year		Budget	%	Chng	Year to Date	Last Year to Date		%	Chng	Budget	%
	Actual	%					Actual	%				
(1,430,010)	(1,264,159)	(1,672,197)	(0.14)	Salaries & Wages	(9,551,010)	(9,049,281)	-35.5%	(1,635,581)	(0.46)	(10,763,907)	(0.11)	
(110,253)	(104,189)	(125,522)	(0.12)	Insured Benefits	(775,531)	(738,163)	-2.9%	(796,550)	(0.03)	(796,550)	(0.03)	
(403,974)	(390,135)	(448,479)	(0.10)	Retirement Benefits	(2,806,382)	(2,763,466)	-10.4%	(3,095,517)	(1.6%)	(3,095,517)	(0.09)	
(100,567)	(102,125)	(1,375)	72.14	Other Benefits	(733,294)	(731,966)	-2.7%	(81,013)	0.2%	(9,625)	75.19	
(2,596)	(6,643)	(9,583)	(0.73)	Other Personnel Costs	(9,335)	(81,013)	-0.3%	(67,081)	(0.86)	(67,081)	(0.86)	
(4,783)	(6,420)	(9,096)	(0.47)	Communications	(32,638)	(40,615)	-0.1%	(40,615)	(0.2%)	(63,672)	(0.49)	
			-	Leases/Rentals			0.0%		0.0%			
(187,940)	(167,994)	(330,083)	(0.43)	Utilities	(896,759)	(1,196,874)	-3.3%	(1,196,874)	-25.9%	(1,635,581)	(0.46)	
(201,790)	(183,147)	(216,146)	(0.07)	General Insurance	(1,414,672)	(1,328,787)	-5.2%	(1,513,022)	(0.07)	(1,513,022)	(0.07)	
		(86,771)	(1.00)	Repairs & Maintenance	(13,388)		0.0%	(307,397)	(0.96)	(307,397)	(0.96)	
(26,802)	(79,156)	(59,962)	(0.55)	Repairs & Maintenance	(207,668)	(268,606)	-0.8%	(268,606)	-1.1%	(419,236)	(0.50)	
(5,370)	(1,510)	(34,433)	(1.00)	Repairs & Maintenance-Subic Cr	(77,261)	(106,590)	-0.3%	(106,590)	-27.5%	(209,429)	(0.63)	
(15,785)	(70,787)	(36,306)	(0.85)	Repairs & Maintenance-Pola 14	(183,200)	(302,284)	-0.7%	(302,284)	-1.2%	(237,474)	(0.23)	
(27,568)	(37,677)	(36,306)	(0.57)	Repairs & Maintenance-Pola 16	(160,557)	(197,202)	-0.6%	(197,202)	-18.6%	(237,474)	(0.23)	
(368,390)	(27,537)	(36,306)	(0.24)	Repairs & Maintenance-Pola 17	(177,815)	(206,714)	-0.7%	(206,714)	-0.8%	(237,474)	(0.25)	
	(3,000)	(392,755)	(0.06)	Depreciation & Amortization	(1,194,107)	(458)	-4.4%	(3,098,837)	-12.2%	(2,749,255)	(0.57)	
		(7,668)	(1.00)	Damage, Shortage, Writedown &	(458)	(12,784)	-0.1%	(12,784)	(0.1%)	(53,676)	(0.99)	
(83,774)	(56,438)	(147,778)	(0.43)	Supplies	(445,902)	(368,524)	-1.7%	(368,524)	-21.0%	(706,444)	(0.37)	
(2,715)	(2,845)	(35,009)	(0.92)	Miscellaneous	(17,960)	(19,700)	-0.1%	(19,700)	-8.8%	(185,063)	(0.90)	
			-	Advertising			0.0%		0.0%			
(40,271)	(65,970)	(63,557)	(0.37)	Agency& Management Fees	(546,038)	(390,707)	-2.0%	(390,707)	-1.5%	(444,899)	0.23	
(138,581)	(55,362)	(205,559)	(0.33)	Professional Services	(1,150,040)	(721,739)	-4.3%	(721,739)	-2.8%	(1,363,433)	(0.16)	
		(3,750)	(1.00)	Contractual Services	(92,300)	(68,641)	-0.3%	(68,641)	0.0%	(6,252)	(1.00)	
(11,288)	(36,309)	(24,104)	(0.53)	Other Contractual Services	(47,875)	(55,928)	-0.2%	(55,928)	-0.2%	(161,528)	(0.43)	
(10,238)	(9,731)	(11,459)	(0.11)	Other Expenses	(112,322)	(56,914)	-0.4%	(56,914)	-0.2%	(80,213)	(0.40)	
			-	Earthquake Expense			0.0%		0.0%			
1,167	(186)		-	Typhoon Expense			0.0%		97.4%			
			-	Earthquake Expense			0.0%		0.0%			
(3,171,530)	(3,067,672)	(3,994,204)	(0.21)	General & Administrative Expen	(20,636,512)	(21,805,336)	-76.6%	(21,805,336)	-5.4%	(25,344,232)	(0.19)	

Port Authority of Guam
Income Statement
With Budget Comparison (Unaudited)
07 Months Ending 4/30/15

	Current Month		Last Year		Budget	% Chng		Year to Date		Last Year to Date		% Chng	Budget	% Chng
	Actual	%	Actual	%				Actual	%	Actual	%			
	538,761	14.5%	1,087,084	26.2%	(145,871)	(4.69)	OPERATING INCOME (LOSS) OTHER INCOME (EXPENSE)	6,315,932	23.4%	3,658,329	14.4%	242,089	25.09	
							Other Income & Expense							
							Other Income							
							Interest Income							
							Interest Income							
							Interest Income							
	10,897	0.3%	2,814	0.1%	21,725	(0.50)	Interest Income	774,917	2.9%	345,198	1.4%	152,075	4.10	
	(73,455)	-2.0%	(73,165)	-1.8%	(106,212)	(0.31)	Interest Expense-USDA	(477,672)	-1.8%	(510,158)	-2.0%	(742,572)	(0.36)	
							Other Expense	40,290	0.1%	(22,181)	-0.1%	(13,419)	(4.00)	
							Retirement Govt Contribution	(1,637,617)	-6.1%	(1,304,295)	-5.1%	(1,436,841)	0.14	
	(233,981)	-6.3%	(186,272)	-4.5%	(205,263)	0.14	Federal Reimbursement	2,508,543	9.3%	2,224,906	8.7%	680,168	(66,024)	
	99,272	2.7%	25,820	0.6%	680,168	(0.61)	Federal Expenses	(54,002)	-0.2%	(20,003)	-0.1%	(66,024)	(0.18)	
	(12,970)	-0.3%	(1,669)	0.0%	(33,132)	(1.00)	Gain <Loss> on Asset Disposals	(26,451)	-0.1%	(161,129)	-0.6%	(116,669)	(0.77)	
							Other Income & Expense	1,128,010	4.2%	552,339	2.2%	(1,543,282)	(1.73)	
	(210,237)	-5.7%	(232,472)	-5.6%	338,702	(1.62)	OTHER INCOME (EXPENSE)	1,128,010	4.2%	552,339	2.2%	(1,543,282)	(1.73)	
							NET INCOME (LOSS)	7,443,942	27.6%	4,210,667	16.5%	(1,301,193)	(6.72)	
	328,524	8.9%	854,611	20.6%	192,831	0.70								

Total Assets	Amount Current	Last Month End	Amount Last Year End	Change This Month	Change This Year
Current Assets					
Cash on Hand	2,000.00	2,000.00	2,000.00		
Relty Cash Fund	100.00	100.00	100.00		
Cashier Change Fund					
Cash on Hand	2,100.00	2,100.00	2,100.00		
Incentive Award Fund					
First Hawaiian Bank-Incentive					
Incentive Award Fund					
Cash in Bank					
First Hawaiian Bank	3,863,258.55	3,668,766.47	2,014,378.69	194,492.08	1,848,879.86
Bank of Guam					
Bank of Hawaii	1,990,069.41	1,349,747.27	2,465,795.00	640,322.14	475,725.59
Citizen Security Bank					
Cash in Bank	5,853,327.96	5,018,513.74	4,480,173.69	834,814.22	1,373,154.27
Short Term Investments					
Bank of Guam	14,358,697.05	14,438,786.69	10,581,562.20	80,089.64	3,777,134.85
Firzen's Security Bank					
First Hawaiian Bank					
Bank Pacific					
Fidelity					
Bank of Hawaii					
Ceantic Bank					
Gov Guam Employees Fed CU					
Short Term Investments	14,358,697.05	14,438,786.69	10,581,562.20	80,089.64	3,777,134.85
Account Receivable-Trade (Net)	6,150,921.64	7,035,772.90	8,652,361.41	884,851.26	2,501,439.77
Accounts Receivable-Trade	849,438.83	849,438.83	849,438.83		
Allow for Uncollectible Acct.					
A/R-Clearing Account					
Account Receivable-Trade (Net)	5,301,482.81	6,186,334.07	7,802,922.58	884,851.26	2,501,439.77
Accounts Receivable-Other					
Accounts Receivable-DOA	6,046.43	1,446.67	18,246.14	7,493.10	12,199.71
Accounts Receivable-Emplyoe					
Accounts Receivable-Emplyoe					
Accounts Receivable-Emplyoe					
Accounts Receivable-Emplyoe					
Accounts Receivable-Emplyoe					
Accounts Receivable-Other	64,350.00	62,320.81	300,979.77	2,029.19	236,629.77
Accounts Receivable-Other					
Accounts Receivable-Ins Procee					
Accounts Receivable-Other	70,396.43	60,874.14	319,225.91	9,522.29	248,829.48
Marina Receivables					
Accounts Receivable-Agat Marin	24,022.33	25,436.13	26,454.32	1,413.80	2,431.99
Accounts Receivable-GDP Marina	5,223.50	5,352.01	7,659.01	571.49	1,733.51
Accounts Receivable-Harbor of	14,813.65	14,159.72	12,447.92	653.93	2,365.73

	Amount Current	Last Month End	Amount Last Year End	Change This Month	Change This Year
Marina Receivables	44,759.48	44,947.86	46,561.25	188.38	1,801.77
Interest Receivables					
Bank Of Guam					
Bank Of Hawaii					
Bank Pacific					
Citibank					
Citizens Security Bank					
First Hawaiian Bank					
GovGuam Emp. Fed. Credit Union					
Oceanic Bank					
Other					
Interest Receivables					
Prepaid Expenses	748,951.19	950,741.43	20,124.65	201,790.24	748,951.19
Prepaid Insurance	537,385.99	644,692.25	20,124.65	107,306.26	517,261.34
Prepaid Expenses	1,286,337.18	1,595,433.68	20,124.65	309,096.50	1,266,212.53
Deferred Expenses					
Deferred Geda Addendum l/lease					
Credit Note Reimbursement					
Deferred Expenses					
Current Assets	26,917,100.91	27,346,990.18	23,252,670.28	429,889.27	3,664,430.63
Non Current Assets					
Long Term Receivable	2,258,190.48	2,258,190.48	2,258,190.48		
Long Term Receivable-DOA	1,420,449.90	1,420,449.90	1,420,449.90		
Long Term Receivable-Geda	3,748,640.38	3,748,640.38	3,748,640.38		
Allow for Uncollectible Dr A/R					
Long Term Receivable					
Gas, Oil and Diesel Inventory	213,734.04	220,124.35	210,077.97	893.57	10,888.07
Supplies Inventory	97,922.92	97,922.92	97,922.92		
Contra-Asset Inventory Adj.					
Allowance for Obsolescence					
Inventory for Survey					
Inventory	114,439.82	121,753.90	110,794.63	7,314.08	3,645.19
Work In Progress	2,383,273.10	1,950,485.55	821,583.56	432,787.55	1,561,689.54
Const Work in Progr-Local	13,647,566.42	12,420,071.16	11,782,051.49	1,227,195.66	1,885,215.33
Const Work in Progr-Federal	16,394,519.56	14,620,576.66	12,731,223.27	1,773,942.90	3,663,296.29
Non Current Assets	16,508,959.38	14,742,330.56	12,842,017.90	1,766,628.82	3,666,941.48

Property, Plant & Equipment	Amount Current	Last Month End	Amount End	Last Year End	Change This Month	Change This Year
Land	3,563,000.00	3,563,000.00	3,563,000.00	3,563,000.00		
Land-Cabtras	3,563,000.00	3,563,000.00	3,563,000.00	3,563,000.00		
Buildings	15,744,398.10	15,744,398.10	15,744,398.10	15,744,398.10		
Buildings-Original	58,426,248.05	58,426,248.05	58,338,438.55	58,338,438.55	87,809.50	87,809.50
Buildings-Substation Shelters	74,170,646.15	74,170,646.15	74,082,836.65	74,082,836.65	87,809.50	87,809.50
Buildings-Wharf Improvements						
Accumulated Depreciation-Build	15,135,589.90	15,133,115.53	15,120,743.68	15,120,743.68	2,474.37	14,846.22
Accdeprec-Buildings-Original	23,087,456.68	22,950,602.98	22,269,261.48	22,269,261.48	136,853.70	818,195.20
Accdeprec-Buildings-Sub Impr						
Accdeprec-Buildings-Wharf Impr						
Accumulated Depreciation-Build	38,223,046.58	38,083,718.51	37,390,005.16	37,390,005.16	139,328.07	833,041.42
Furnishings & Equipment						
Air Tools	525,635.02	525,635.02	525,635.02	525,635.02		316,989.51
Communications Equip	1,973,810.85	1,973,810.85	1,973,810.85	1,973,810.85		57,129.07
Computer Equip	20,770,316.85	20,770,316.85	20,770,316.85	20,770,316.85		3,356.62
Crane Equip	1,200,371.84	1,139,871.84	1,023,871.84	1,023,871.84	3,800.00	1,082,422.53
Furnishings & Office Equip	3,023,637.31	3,023,637.31	3,023,637.31	3,023,637.31		3,356.62
Generator Relocation Cost	3,180,000.00	3,180,000.00	3,180,000.00	3,180,000.00		1,460,181.49
Generator Sets	8,109.72	8,109.72	8,109.72	8,109.72		
Hand Tools	6,999.00	6,999.00	6,999.00	6,999.00		2.00
Load & Unload Equip	983,174.11	983,174.11	983,174.11	983,174.11		3,356.62
Mowing Equip	8,874.11	8,874.11	8,874.11	8,874.11		2.00
Other Equip	226,042.41	226,042.41	226,042.41	226,042.41		3,356.62
Power Tools	1,593,711.52	1,593,711.52	1,593,711.52	1,593,711.52		1,082,422.53
Safety Equip	1,593,711.52	1,593,711.52	1,593,711.52	1,593,711.52		1,082,422.53
Shop Equip	33,281,660.70	33,277,860.70	31,821,479.21	31,821,479.21	3,800.00	1,460,181.49
Tractors & Motor Equip						
Vehicles & Motor Equip						
Furnishings & Equipment						
Accumulated Depreciation-Furni	313,113.00	313,113.00	313,113.00	313,113.00		36,927.00
Accdeprec-Air Tools	809,267.50	809,267.50	809,267.50	809,267.50		41,925.89
Accdeprec-Communications Eqt.	313,113.00	313,113.00	313,113.00	313,113.00		49,725.58
Accdeprec-Computer Equip	313,113.00	313,113.00	313,113.00	313,113.00		49,725.58
Accdeprec-Crane Equip	313,113.00	313,113.00	313,113.00	313,113.00		49,725.58
Accdeprec-Furnishings & Office	313,113.00	313,113.00	313,113.00	313,113.00		49,725.58
Accdeprec-Generator Relocation C	313,113.00	313,113.00	313,113.00	313,113.00		49,725.58
Accdeprec-Hand Tools	313,113.00	313,113.00	313,113.00	313,113.00		49,725.58
Accdeprec-Load & Unload Equip	313,113.00	313,113.00	313,113.00	313,113.00		49,725.58
Accdeprec-Mowing Equip	313,113.00	313,113.00	313,113.00	313,113.00		49,725.58
Accdeprec-Other Equip	313,113.00	313,113.00	313,113.00	313,113.00		49,725.58
Accdeprec-Power Tools	313,113.00	313,113.00	313,113.00	313,113.00		49,725.58

	Amount Current	Last Month End	Last Year End	Change This Month	Change This Year
Deferred Revenues - Marinas	43,949.74	43,949.74	227,043.29	132,705.94	159,229.22
Deferred Revenues	43,949.74	43,949.74	227,043.29	132,705.94	159,229.22
Accrued Expenses	594,816.94	462,111.00	434,177.86	132,705.94	159,229.22
Accrued Payroll	1,349,530.13	1,317,266.45	1,136,250.91	132,705.94	159,229.22
Accrued Vacation Pay - Current					
Accrued Earthquake Cost					
Accrued Cola/Supplemental					
Accrued Typhooid Cost					
Accrued Medicare Tax					
Accrued Federal Grant					
Employee Insurance Payables	9,043.48	10,928.81	4,661.67	1,885.33	4,381.81
Withholding Tax Payable	250,697.64	199,709.93	196,233.23	50,987.71	54,464.41
Credit Union					
Accrued Miscellaneous Deductio					
Accrued Death & Disability Ins					
Retirement Contributions					
Deferred Compensation Plan Pay					
Accrued Expenses	2,204,088.19	1,990,036.19	1,831,323.67	214,052.00	372,764.52
Security Deposits					
Security Deposits - Space Leas	91,484.78	91,484.78	91,025.78		459.00
Security Deposits - Marinas	24,274.90	24,274.90	24,117.40		157.50
Security Deposits	115,759.68	115,759.68	115,143.18		616.50
Capital Lease Obligations - Cur					
Capital Lease Obligations - Cur					
Other Current Liabilities					
Reserve Shortage/Property Dama					
Lease Payable - GEDA					
Other Current Liabilities					
Current Liabilities	4,746,497.82	4,264,000.81	5,653,183.62	482,497.01	906,685.80
Non Current Liabilities					
Long Term Accrued Expenses	45,329,045.00	45,329,045.00	216,405.91		45,329,045.00
Unfunded Retirement Contributi	1,330,653.83	1,330,653.83	1,330,653.83		
Accrued Vacation Pay - Long Term					
Accrued Sick Leave (DC) - Long Term					
Long Term Accrued Expenses	46,876,104.74	46,876,104.74	1,547,059.74		45,329,045.00
Capital Lease Obligations					
Capital Lease Obligations					

	Amount Current	Last Month End	Last Year End	Change This Month	Change This Year
Capital Lease Obligations					
Long Term Loan Payables					
LT-ANZ (USDA) Loan Payable 3.5	2,673,262.49	2,673,262.49	2,673,262.49		
LT-ANZ (USDA) Loan Payable 12M	10,522,333.29	10,522,333.29	10,522,333.29		
LT-BOG SIE Loan Payable 10M	1,228,233.29	1,228,233.29	1,228,233.29		
Long Term Loan Payables	14,426,828.88	14,265,700.36	13,198,595.59	161,128.52	1,228,233.29
Non Current Liabilities	61,302,933.62	61,141,805.10	14,745,655.33	161,128.52	46,557,278.29
Capital Contributions & Equity					
Contributions-Local Government					
Contributions-Local	3,563,000.00	3,563,000.00	3,563,000.00		
Contributions-Property & Equip	483,688.19	483,688.19	483,688.19		
Contributions-General Fund	13,413,670.45	13,413,670.45	13,413,670.45		
Contributions-G.E.P.A.	109,000.00	109,000.00	109,000.00		
Contributions-PAG (Portion of	7,000.00	7,000.00	7,000.00		
Contributions-Local Government	17,567,358.64	17,567,358.64	17,567,358.64		
Contributions-Federal Government					
Contributions-U.S. Govt. Rehab	10,321,126.26	10,321,126.26	10,321,126.26		
Contributions-Economic Develop	492,876.27	492,876.27	492,876.27		
Contributions-U.S. Department	6,508,975.90	6,508,975.90	6,508,975.90		
Contributions-U.S. Govt-Fema	53,763.30	53,763.30	53,763.30		
Contributions-Federal Governme	18,376,441.73	18,376,441.73	18,376,441.73		
Accumulated Earnings					
Accumulated Earnings	22,375,784.01	22,375,784.01	22,953,260.99		45,329,045.00
Accumulated Earnings (Deficit)	15,623,585.63	15,623,585.63	15,623,585.63		
Accumulated Earnings	6,750,198.38	6,750,198.38	38,578,846.62		45,329,045.00
Net Earnings (Loss)	7,443,947.14	7,115,423.51	5.00	328,523.63	7,443,942.14
Capital Contributions & Equity	36,637,549.13	36,309,025.50	74,522,651.99	328,523.63	37,885,102.86
Total Liabilities & Capital	102,686,980.57	101,714,831.41	94,921,490.94	972,149.16	7,765,489.63

PORT AUTHORITY OF GUAM
Aging Summary Report
As of April 30, 2015

Account Number	Customer Name	Balance Open	Current	Days Aging					Last Paid		Remarks
				Over 30	Over 60	Over 90	Over 120	Amount	Date		
14526	Cementon Micronesia, LLC	\$476,832.92	\$29,890.83		\$6,215.09		\$440,727.00	\$39,694.00	5/4/2015	Agreement in place. Monthly review	
7350	Consolidated Transportation	\$893,662.25	\$582,708.76	\$907.28	\$516.40		\$309,529.81	\$174,158.94	5/12/2015	Waiting on an agreement letter Geri is still working on invoice	
7376	Matson Navigation Co.	\$3,131,671.60	\$2,953,562.59	\$16,889.12	\$2,226.61	\$470.78	\$158,522.50	\$534,903.80	5/20/2015	disputes	
7413	Seabridge Inc.	\$175,422.34	\$9,600.05	\$1,412.79	\$7,923.83	\$201.42	\$156,284.25	\$33,857.64	5/20/2015	Agreement in place. Monthly review Wire Transfer in place. I called their	
10225	Mobil Oil Guam, Inc.	\$122,676.70	\$32,816.49			\$102.13	\$89,758.08	\$83,772.89	5/11/2015	numbers (system issues)	
14405	KVOG Broadcasting/MCS, LLC	\$78,693.83	\$241.99	\$1,125.12	\$1,241.80	\$1,156.33	\$74,928.59	\$45.36	11/14/2012	Sent to Collections	
7106	Shell Guam, Inc.	\$78,000.00		\$1,950.00	\$1,950.00	\$1,950.00	\$72,150.00	\$1,950.00	11/4/2011		
7368	Cabras Marine Corp	\$35,574.42	(\$43,748.83)	\$5,990.42	\$3,596.89	\$2,558.04	\$67,177.90	\$11,965.42	5/14/2015	Agreement in place. Monthly review	
7384	Marianas Steamship Agencies	\$410,870.55	\$343,642.20	\$354.67	\$2,741.56	\$395.52	\$63,736.60	\$187,228.84	5/14/2015		
7931	International Bridge Corp.	\$36,909.47					\$36,909.47	\$5,000.00	7/14/2011	Received Bankruptcy Notice	
8547	Sun Bay Corp./Jan Z's Lounge	\$31,411.77					\$31,411.77			Sent to Collections	
13044	Smithbridge Guam, Inc.	\$26,001.27	(\$14,429.28)	\$15.45		\$11,319.94	\$29,095.16	\$24,502.81	3/23/2015	Bringing their account current	
9611	Ziskovsky, Michael J./Jan	\$18,955.53					\$18,955.53			Sent to Collections	
12400	Renolith Resources (Return	\$16,567.00					\$16,567.00	\$1,342.30	12/5/2012	Sent to Collections	
14602	JRC Maritime Services	\$16,050.00					\$16,050.00	\$945.24	8/28/2014	Sent to Collections	
14171	Norton Lilly International	\$26,410.41	\$6,568.89	\$2,916.06	\$246.33	\$1,102.32	\$15,576.81			Waiting for a scheduled meeting	
14967	Polaris Guam LLC/Wu, John	\$9,232.77					\$9,232.77	\$2,121.13	7/19/2013	Sent to Collections	
14283	Brand, Inc.	\$9,950.45		\$1,111.00	\$1,314.27	\$1,111.00	\$6,414.18	\$3,333.00	5/12/2015	Final Notice sent and I spoke with the accountant to bring account current.	
14161	Isia Trucking	\$8,239.74	\$150.06	\$535.50	\$774.22	\$535.50	\$6,244.46	\$483.00	5/22/2015	Final Notice sent and I spoke with the accountant about possible termination. Payment made	
15122	Global Un Salvage Inc. (Re	\$5,955.76					\$5,955.76	\$13,247.74	10/22/2013	Sent to Collections Working with them to fix their account.	
8475	Sanko Bussan (Guam) Co. Lt	\$8,912.74	\$2,403.14	\$420.43		\$639.50	\$5,449.67	\$1,040.00	5/18/2015		
13202	Department of Administration	\$673,146.21	\$668,315.46				\$4,830.75	\$586,134.81	5/4/2015		
14797	Santiago, Arsenio A.	\$5,583.91	\$899.64				\$4,684.27	\$100.00	11/5/2014	List for collections	
11776	Customs and Quarantine Agency	\$4,967.12	(\$30.00)	\$449.28			\$4,547.84	\$449.28	4/17/2015		
14610	U.S. Department of Homeland	\$3,684.62					\$3,684.62	\$3,081.08	5/20/2015		
14384	Auto Marine Inc.	\$4,677.71	\$35.70	\$540.24	\$601.54	\$27.14	\$3,473.09	\$1,500.00	5/12/2015	Came in to start a promissory note. Waiting for payment.	
13121	Tidewater Distributors Inc	\$4,046.02	\$692.70				\$3,353.32	\$5,692.08	5/5/2015		

Account Number	Customer Name	Balance Open	Current	Days Aging					Last Paid		Remarks
				(Over 30)	(Over 60)	(Over 90)	(Over 120)	Amount	Date		
14535	Young, Dione & Jerry	\$4,929.28	\$1,631.52		\$48.43		\$3,249.33	\$135.00	5/19/2015	Commercial is preparing a termination letter.	
14778	IP&E Holding LLC	(\$272,074.64)	(\$275,174.11)		\$0.01		\$3,099.46	\$5,814.03	5/4/2015		
14542	Heavy Equipment Rental Opt	\$5,637.97	\$704.48	\$833.32	\$426.19	\$642.60	\$3,031.38	\$3,540.60	4/30/2015	Final Notice sent and I spoke with the accountant about possible termination. Payment made Commercial notified Cabras Marine about dispuer.	
14336	Cruz, Joseph L.	\$3,141.13			\$250.61		\$2,890.52	\$250.61	5/14/2015	Commercial is preparing a termination letter.	
14785	Howard, Lynette/John Regis	\$3,523.00	\$162.50	\$162.50	\$162.50	\$162.50	\$2,873.00	\$200.00	3/21/2014	Commercial is preparing a termination letter.	
14368	Tyco Electronics Subsea Co	\$336.76	(\$6,286.34)	\$3,847.56		\$90.82	\$2,684.72	\$12,700.80	5/8/2015		
14561	Trombley, William P.	\$2,337.50					\$2,337.50	\$135.00	8/21/2012	Sent to Collections	
13727	Ross, Robert	\$2,275.00					\$2,275.00	\$137.50	5/27/2014	Sent to Collections	
9814	Fentress, Michael D.	\$2,780.00	\$137.50	\$137.50	\$137.50	\$137.50	\$2,230.00	\$169.00	10/22/2014	List for collections	
14844	Global Investment Group In	\$2,221.40					\$2,221.40				
14984	Ten Bulls Corporation	\$2,166.24					\$2,166.24	\$22.57	8/8/2012	Sent to Collections	
11770	Black Construction Corpora	(\$638.87)	(\$2,754.59)				\$2,115.72	\$1,305.08	3/23/2015		
10081	Landolt, Callum L.	\$2,681.30	\$600.00				\$2,081.30	\$303.00	10/15/2013	Sent to Collections	
7923	Inchcape Shipping Services	\$55,741.66	\$53,688.72		\$354.46	\$44.35	\$1,654.13	\$35,879.70	4/21/2015	Janice refuses to pay \$1654.13 interest fee. Joann spoke with their Gam office.	
14963	Gastro, Jesse AR	\$2,775.00	\$275.00	\$275.00	\$300.00	\$275.00	\$1,650.00	\$275.00	2/27/2015	On a list for collections	
13158	Thompson, Michael J.	\$1,646.35					\$1,646.35	\$50.00	5/4/2015		
14382	Sepey, Ulysess Y.	\$2,128.75	\$137.50	\$137.50	\$137.50	\$137.50	\$1,578.75	\$140.00	10/9/2014	List for collections	
14868	Le, Hien Van	\$1,237.50					\$1,237.50	\$137.50	2/14/2012	Sent to Collections	
14575	Twilligear, Rosco Dean	\$947.17	\$25.00		\$25.00		\$897.17	\$70.00	4/2/2015		
14815	Rutiki, Siso	\$787.50					\$787.50	\$200.00	8/22/2013	List for collections	
14560	Poll, Pederro H.	\$746.25					\$746.25	\$10.00	4/22/2009	Sent to Collections	
15097	Junsay, Lowell B.	\$863.25			\$137.50		\$725.75	\$1,000.00	6/23/2014	On a list for collections	
11848	Fantasea Charters/Velez, A	\$1,159.07	\$237.20	\$212.20	\$25.00	\$25.00	\$659.67	\$212.20	2/24/2015	Customer is having financial issues due to boat being worked on. He is asking for 2 weeks break. Will call in a week.	
15103	Collier, Ernest	\$350.00	(\$275.00)				\$625.00	\$300.00	5/8/2015		
15051	Isla Fishing & Diving, Inc	\$560.00					\$560.00	\$457.00	7/3/2014	No contact. No longer a tenant	
15091	Helgenberger, Patrick	\$550.00					\$550.00	\$137.50	7/2/2013	Sent to Collections	
10621	Perez, Thomas L.G.	\$940.33	\$345.00		\$25.00	\$25.00	\$545.33	\$185.00	4/14/2015	Customer still making an issue of the time the marina was being worked on. I referred him to commercial.	
15210	RAUKUUPIY, CECILIO	\$525.00					\$525.00	\$300.00	1/9/2015	on a list for collections	

Account Number	Customer Name	Balance Open	Current	Days Aging					Last Paid Amount	Date	Remarks
				Over 30	Over 60	Over 90	Over 120				
14534	Martin, Dwight	\$1,175.00	\$700.00						\$500.00	5/13/2015	
14849	Triad International	\$471.00					\$475.00		\$140.00	4/3/2012	Sent to Collections
14755	Marsono, Markus	\$405.50					\$471.00		\$50.00	9/11/2012	Sent to Collections
14922	Jack Michael	\$435.00	\$25.00		\$25.00		\$405.50		\$200.00	4/16/2015	
14821	Searunner Marine Inc.	\$395.00	\$25.00				\$385.00		\$42.50	4/2/2015	Customer is trying to pay off
14438	Geneuxer, Michael	\$177.00	(\$180.50)				\$370.00		\$137.50	8/11/2014	Sent to Collections
14597	Topasna, Juan JP	\$348.98					\$357.50		\$15.00	1/29/2014	Sent to Collections
14923	Shotguns	\$535.00	\$255.00		\$25.00		\$348.98		\$718.28	12/5/2014	Sent to Collections
11890	K-Mart	\$190.70					\$255.00				
9638	Asmyaao Community School	\$162.50					\$190.70		\$190.74	12/10/2014	Pending dispute with commercial
15040	Tyquieneco, Joseph T.	(\$250.00)	(\$412.50)				\$162.50		\$209.00	4/30/2015	
11756	V. Angoco's Trucking	\$27.40	(\$63.06)				\$137.50		\$412.50	3/31/2015	
14622	Singenes, Singeo I.	\$625.00	\$162.50				\$90.46		\$250.00	3/5/2015	
14197	Parsons Brinckerhoff Inter	(\$50.00)	(\$100.00)				\$50.00		\$40.00	9/12/2014	
12293	Bradford, William W.	\$27.50					\$27.50		\$165.00	6/25/2014	
14429	Weilbacher, Walden	\$175.00	\$50.00		\$50.00		\$25.00		\$50.00	1/22/2015	2nd notice sent
14907	Taitano, John	(\$55.00)	(\$105.00)				\$25.00		\$126.00	4/15/2015	
13653	Yu, Niko K.	(\$70.00)	(\$95.00)				\$25.00		\$255.00	1/12/2015	
14576	Waterfield, Michael	\$25.00					\$25.00		\$102.86	11/4/2014	Customer disputing interest
14949	Oka, Hiroyuki	\$25.00					\$25.00		\$712.50	7/1/2014	
7878	Guam Response Services, Lt	\$20.18					\$20.18		\$5,116.10	3/19/2015	
15052	DENOVO VENTURES, LLC	\$20.00					\$20.00				Final Notice sent (2)
15085	Designer's Focuss Inc.	\$71.55							\$357.65	4/9/2015	2nd notice sent
14852	Able Construction	\$27.46					\$27.46		\$126.06	11/8/2011	Late Notice sent
15147	Herring, Jeremy T.	(\$112.50)	(\$137.50)				\$25.00		\$1,200.00	12/18/2014	
14968	Nguyen, Hoa Van	(\$640.00)	(\$665.00)				\$25.00		\$265.00	1/13/2015	
13527	Haft, John R.	\$25.00					\$25.00		\$165.00	4/14/2015	
14364	P.S.V. Corp./Joo, Gi Bum	\$5,889.66	\$4,102.81		\$83.00		\$21.57		\$4,461.81	4/1/2015	Late Notice sent
15240	AVANTT MARINE SPORTS	\$3,748.50							\$5,622.75	2/16/2015	
13641	M.A.Y. (Guam) Inc.	\$1,677.21	\$323.00		\$408.68				\$1,322.10	2/26/2015	Customer is reviewing their records. They will make payments in the next week.
14537	Fredrick, Bruce & Dianne	\$608.63	\$150.00		\$150.00				\$520.00	2/12/2015	Commercial is preparing a termination letter.
14485	Rains, Julian T.	\$572.50	\$137.50		\$137.50				\$300.00	5/11/2015	
14126	Margarita Charters	\$695.50			\$510.00				\$695.50	4/14/2015	
13773	Walker, Jon D./Reed, Marvin	\$34.50					\$34.50		\$34.50	5/19/2015	
14861	Taisacan, Nicholas	\$300.00	\$137.50		\$137.50				\$412.50	2/16/2015	
9620	Alupang Beach Club	\$660.70	\$635.70						\$432.51	4/29/2015	
14381	Apra Dive & Marine Sports,	\$2,391.17	\$971.04		\$1,420.13				\$459.00	3/27/2015	
13476	Isla Maritime Agency		(\$1,254.87)		\$1,254.87				\$1,717.24	4/3/2015	

Account Number	Customer Name	Balance Open	Current	Days Aging				Last Paid		Remarks
				Over 30	Over 60	Over 90	Over 120	Amount	Date	
14061	AR Sunriser Canteen/Catering	\$660.91	\$26.88	\$634.03				\$660.91	5/21/2015	
15054	Denman, Peter	\$275.00	\$137.50	\$137.50				\$137.50	2/10/2015	
15099	Williams, Michael E.	(\$137.50)	(\$195.47)	\$57.97				\$150.00	5/4/2015	
13191	Paul SN. Agnon	\$111.15	\$95.70	\$15.45				\$200.00	5/21/2015	
7341	Amblyth Shipping & Trading	\$312,964.56	\$312,959.56	\$5.00				\$74,830.33	5/21/2015	
14642	Tristar Terminals Guam, In	\$72,747.12	\$72,747.12					\$227,993.63	4/30/2015	
14809	Department of Homeland Sec	\$4,885.94	\$4,885.94					\$4,885.94	5/4/2015	
13696	Lotus Pacifica Trading, In	\$1,812.80	\$1,812.80					\$1,300.00	5/13/2015	
7763	Guam Dolphin's Marine Spor	\$474.75	\$474.75					\$1,838.25	5/5/2015	
8141	Mid-Pacific Liquor Distributor	\$453.01	\$453.01					\$500.69	5/19/2015	
12446	Coam Trading (Guam) Co. Lt	\$342.47	\$342.47					\$723.23	5/1/2015	
1490	Guam Telephone Authority	\$243.72	\$243.72					\$165.60	5/12/2015	
14694	Go Nakane	\$137.50	\$137.50					\$137.50	5/1/2015	
14890	Roberts, Tom	\$128.52	\$128.52					\$128.52	5/8/2015	
10743	Poppe, Edward/FISH INC	\$105.00	\$105.00					\$240.00	3/26/2015	
14124	Guam Fire Department	\$80.00	\$80.00					\$80.00	3/26/2015	
13914	Dacanay, Ann R.	\$65.00	\$65.00					\$130.00	5/6/2015	
14909	Propacific Builder Corpora	\$60.75	\$60.75					\$30.90	4/28/2015	
15205	RIDLON, DANIELA	\$40.00	\$40.00					\$190.00	2/19/2015	
14331	Frickel, Charles	\$25.00	\$25.00					\$224.56	11/18/2014	
14436	John C. Agnon/Myung J. Par	\$25.00	\$25.00					\$200.00	3/10/2015	
14453	Paradi, Guy R.	\$25.00	\$25.00					\$137.50	4/27/2015	
13536	Guam Lucky Strike, Inc./Jo	\$24.35	\$24.35					\$437.50	8/26/2014	
14958	DCK Pacific Guam, LLC	(\$0.06)	(\$0.06)					\$75.44	12/13/2013	
14764	San Jose Investments, LLC	(\$0.20)	(\$0.20)					\$50.00	5/19/2015	
12338	Tenhata Guam	(\$6.00)	(\$6.00)					\$10.00	4/3/2015	
15295	Patek, James W	(\$10.00)	(\$10.00)					\$34.50	2/19/2015	
12382	Hansen Helicopter/Ion Walk	(\$34.50)	(\$34.50)					\$23.85	9/26/2014	
13935	D.S.Y. Corporation	(\$45.00)	(\$45.00)					\$102.84	10/31/2014	
13190	GENTLY BLUE DIVING SHOP	(\$50.58)	(\$50.58)					\$137.50	8/4/2014	
14817	Morgan, David P.	(\$68.75)	(\$68.75)					\$200.00	2/26/2015	
14791	Forng, Francis L	(\$70.03)	(\$70.03)					\$300.00	3/11/2015	
9742	Duenas, Christopher M.	(\$75.00)	(\$75.00)					\$85.56	3/15/2013	
14122	Global Recycling Center	(\$85.56)	(\$85.56)					\$360.00	4/29/2015	
9831	Fish Hook Inc.	(\$87.50)	(\$87.50)					\$95.36	11/21/2014	
14911	Royal Cargo Guam, LLC	(\$95.36)	(\$95.36)					\$144.00	3/26/2015	
14409	Robinson, Merle Ann	(\$96.00)	(\$96.00)					\$300.00	5/13/2015	
12394	Wong, Billy	(\$100.00)	(\$100.00)					\$5,205.95	4/3/2015	
13537	Wang, Jackey	(\$109.27)	(\$109.27)					\$125.00	7/3/2014	
15166	Jenkins, David	(\$125.00)	(\$125.00)					\$137.50	8/26/2014	
14521	Williams, Michael B.	(\$137.50)	(\$137.50)					\$160.00	4/30/2015	
14658	Phillip, Vincer	(\$137.50)	(\$137.50)							

Account Number	Customer Name	Balance Open	Current	Days Aging					Last Paid		Remarks
				Over 30	Over 60	Over 90	Over 120	Amount	Date		
12895	Bell, James C. or Cynthia	(\$150.00)	(\$150.00)					\$450.00	3/13/2015		
12397	Cruz, John R.	(\$160.00)	(\$160.00)					\$160.00	4/27/2015		
14776	MARAD	(\$169.45)	(\$169.45)					\$34,271.66	11/30/2011		
9777	Fads, John/Guam Lucky Stik	(\$175.00)	(\$175.00)					\$525.00	1/2/2015		
12408	Marianas Yacht Club	(\$200.00)	(\$200.00)					\$100.00	2/16/2015		
14582	Packbier, Paul E.R./PCR Gu	(\$200.00)	(\$200.00)					\$600.00	1/21/2015		
15120	Aguon, Paul S.N.	(\$211.55)	(\$211.55)					\$180.00	3/31/2015		
11775	Charles Marine Sports Club	(\$247.20)	(\$247.20)					\$1,445.85	5/5/2015		
12335	Liberty, Lawrence D / Sand	(\$275.00)	(\$275.00)					\$412.50	4/1/2015		
14150	PIER, KENNETH	(\$275.00)	(\$275.00)					\$275.00	4/20/2015		
10217	Mars, Thomas Z.	(\$310.76)	(\$310.76)					\$137.50	4/16/2015		
9697	Camacho, Antonio Frank C.	(\$320.00)	(\$320.00)					\$480.00	1/22/2015		
15259	Cruz, Jerel	(\$320.00)	(\$320.00)					\$720.00	2/20/2015		
11764	American Bureau of Shipping	(\$326.99)	(\$326.99)					\$483.74	4/30/2015		
12373	Beighley, Jim/Mark Baldyga	(\$375.00)	(\$375.00)					\$475.00	4/30/2015		
8352	Paradise Aqua Corp.	(\$385.56)	(\$385.56)					\$385.56	4/30/2015		
14503	Fox, Norman	(\$390.42)	(\$390.42)					\$137.50	4/14/2015		
9849	Flores, William A.	(\$400.00)	(\$400.00)					\$600.00	11/21/2014		
12851	Eric Bell	(\$400.00)	(\$400.00)					\$600.00	2/4/2015		
13545	Perez, Vincent T./Vern Per	(\$400.00)	(\$400.00)					\$600.00	1/8/2015		
15290	Murrell, Robert Dan	(\$400.00)	(\$400.00)					\$500.00	2/27/2015		
9401	Tasi Tours Inc.	(\$423.05)	(\$423.05)					\$933.05	5/14/2015		
13089	Guam Fisherman's Cooperation	(\$450.00)	(\$450.00)					\$600.00	1/28/2015		
14290	DGX	(\$471.08)	(\$471.08)					\$374.85	5/14/2015		
9540	Unitek Environmental Svcs	(\$479.84)	(\$479.84)					\$550.00	4/7/2015		
15227	Sager, Randy G.	(\$550.00)	(\$550.00)					\$907.50	3/3/2015		
15152	SUNNY SIDE UP GUAM INC.	(\$605.00)	(\$605.00)					\$960.00	1/16/2015		
14210	Kaneshiro, Roger J., D.D.S	(\$640.00)	(\$640.00)					\$510.00	5/1/2015		
9822	Osakana Cruise, Inc/Fish E	(\$744.42)	(\$744.42)								
1487	Guam Federation of Teacher	(\$859.00)	(\$859.00)								
10778	Real World Diving	(\$899.75)	(\$899.75)					\$45.55	2/5/2015		
8483	Scuba Company	(\$2,274.15)	(\$2,274.15)					\$432.60	5/5/2015		
9208	Marianas Telecommunication	(\$3,385.24)	(\$3,385.24)					\$29,742.00	4/24/2015		
13030	South Pacific Petroleum Co	(\$28,879.47)	(\$28,879.47)					\$172,000.00	3/4/2015		
12511	Hanson Permanente Cement o	(\$315,862.42)	(\$315,862.42)					\$200.00	4/14/2015		
15062	Kondo, Etsuro (Returned Ma										
		\$6,196,747.54	\$4,382,187.33	\$48,835.60	\$35,282.15	\$23,605.47	\$1,706,836.99	\$2,381,805.97			

Supplier	Supplier Name	Phone	Co	Balance Open	Current	61	90	91	120	Aging	121	Over
12280	America's Best El	671 6476674	00050	2542.50	2542.50							
12215	Americana Supply	671 6464371	00050	390.00	390.00							
14929	AmERICAN Engineer	671 6498170	00050	9010.99	9010.99							
11841	AIC International	5659142	00050	224355.71	224355.71							
11768	Benson Guam Enter	671 4777562	00050	1522.63	1522.63							
11042	C.P.S. Electric	671 6451803	00050	2337.69	2337.69							
11174	Calvos Select Car	671 4726816	00050	292.54	292.54							
14831	Cash	671 6494074	00050	322.49	552.49							
14831	Chang Chin Inc.	671 6494074	00050	482.00	482.00							
11311	Commercial Tire C	671 633026	00050	482.00	482.00							
14935	D.S.Y. Corporation	671 6371681	00050	482.00	758.00							
11748	Depl. Rev. & Tax (W	671 6444442	00050	72.20	206.35							
14798	Diamond Auto Part	671 6434233	00050	242.22	1108.77							
14798	EMPSCO	4775772	00050	126.75	1108.77							
13555	Fastenal Company	671 6491405	00050	3810.79	3810.79							
14763	Federal Reserve B	800 5322665	00050	660.27	667.27							
13372	Foremost Crystal	671 6497978	00050	1490.50	671.27							
14471	Gov't of Guam Ret	671 7342196	00050	13657.50	793.50							
14447	Gov't of Guam Ret		00050	8.20	13657.03							
13337	Gov't of Guam Ret		00050	28.87								
14455	Gov't of Guam Ret	671 6324442	00050	239.02	290.53							
14507	Guam Home Center	671 6461851	00050	239.02	83.22							
11786	Guam K-M Universa	671 6322928	00050	3880.22	3880.22							
14238	Guam Modern Offic	671 6322928	00050	181880.28	181880.28							
7851	Guam Power Author	671 6452100	00050	233420.14	7270.14							
14920	Guam Telephone Au	671 6477800	00050	4000.00	4870.41							
12126	Guam Waterworks A	671 6477167	00050	4000.00	3978.96							
15288	GuamWBZ	671 6450401	00050	378.96	378.96							
14320	Home Depot (The)	671 6458443	00050	4.00	4.00							
9187	Hydra-Air Pacific	671 6458443	00050	4.00	4.00							
13800	HAWTHORNE PACIFIC	671 6459118	00050	244.41	244.41							
9152	HFP Industrial Pr	671 6470345	00050	9348.82	8241.68							
13922	I Connect	671 8888888	00050	3500.00	4201.00							
11830	Iris Ltd.	671 5414000	00050	4260.00	4260.00							
11314	Island Certs	671 6355501	00050	120.00	120.00							
11314	Island Choice Dri	671 6378902	00050	736.40	720.00							
9224	Island Equipment	671 6465261	00050	962.66	982.66							
1268	IBM Corporation	808 5979579	00050	962.66	982.66							
13105	IBM Corporation (671 4754408	00050	625.75	625.75							
9291	J.V. Internationa	671 6469524	00050	50.00	625.75							
15177	Kernaghan, Tamoln	800 3560782	00050	11.00	50.00							
9339	Lab Safety Supply	671 6468352	00050	208.20	21.00							
15029	M.D. WHOLESALE	671 6468352	00050	1263.22	1263.22							
9208	Mariana Telecomm	671 6468886	00050	190394.10	190394.15							
11521	Marine Technical	671 4755931	00050	309.75	309.75							
1776	Martson Navigatlon	671 4755931	00050	1980.00	1980.00							
10250	Mortico Equipment	671 6491924	00050	1780.00	1780.00							
13909	MARIANAS VARIETY	202 6888488	00050	1.75	1.75							
15106	MORPHOTRUST USA	671 6471883	00050	2250.00	2250.00							
15975	National Homeland	671 6471883	00050	350.00	350.00							
14711	National Trading I	671 6469111	00050	339.80	339.80							
10399	Oceanic Lumber, I	671 4721736	00050	12957.13	12957.13							
12034	Office Of The Alc		00050	22.00	22.00							
1811	Pacific Daily New	671 4721736	00050	12957.13	12957.13							

1865.89

159671.32

7.14

912.44

12957.13

Supplier	Supplier Name	Phone	Co	Balance Open	Current	61 - 90	91 - 120	Aging	121 -	Over
1196	Pacific Human Res	671 6376906/778	00050	2596.36	2596.36					
1190	Pacific Magye Sys	671 6461925/47222	00050	8042.64	8042.64					
1318	Pacific Building	671 4774365/47222	00050	892.00	892.00					
1490	PANGLOSS BUILD	671 4773109/3333	00050	113959.69	113959.69					
1151	PANGLOSS, ELLIX	671 4773331/3333	00050	300.00						
1342	R&F GARCIA CC, D	671 6468282 (HENRY)	00050	240.00	240.00					
1314	R&F GARCIA LLC, S	671 6468282	00050	240.00	240.00					
1301	Rainbow Paints, S	671 6462687	00050	1104.08	1104.08					
1082	Reaction Supply C	671 4486493 (DAVE)	00050	3900.30	3900.30					
1093	SecureSafe Supply	671 4486493	00050	207.70	207.70					
1479	South Pacific Pub	671 6428971 (OPERA)	00050	660.00	34345.49					660.00
1303	Speedway MFG	671 4468894 (BERN)	00050	2435.00	2495.00					27222.22
1115	SANTOS REFRIG	671 6475251/352,3	00050	50.00	50.00					2129.19
1417	SGM TELEVISION	671 6467206/67023	00050	213249.50	186027.28					200233.39
1486	STANDARD INSURAN	671 4212081	00050	18.19						18.19
1277	Travel Bag, Inc.	671 4722853	00050	2129.19						2129.19
1342	Treasurer of Guam		00050	200323.39	90.00					40593.80
1198	Treasurer of Guam		00050	12092.87	12092.87					
1464	Tistar Terminals	671 5552300	00050	8651.99	8165.87					486.12
1504	Tive Business Con	671 6324956	00050	1354.14	1354.14					
1612	Tseng Brothers Co	671 6388133 (CHRIS)	00050	16724.00	16724.00					
1162	Unilek Lite	671 5653181 (LIZ)	00050	350.00	420.00					
1622	Unilek Environment	671 5653181 (LEROY)	00050	749.00	749.00					
1591	Universal Air Sup	671 6478883	00050	1708.00	1708.00					
1197	Western Pacific S	671 6464221 (RON)	00050	49283.47	1708.00					
1256	Xerox Compensat		00050	3705.00	3705.00					
1253	Xerox Corporation	671 4779456/9495	00050							8689.67

00050 Port Authority of Guam 1490590.80 1033078.38 10555.56 446956.86

Grand Total 1490590.80 1033078.38 10555.56 446956.86

**PORT AUTHORITY OF GUAM
Budget Transactions**

In the January 31, 2013 board meeting, Acting General Manager requested authorization from the Board of Directors to allow management to lift quarterly budget and be able to transfer money within divisions budget to give them the flexibility to manage their division. The Board of Directors approved the above request provided that the request be documented and that the Board be informed. Therefore, below are the current transactions.

Budget Lifts:		Mid-Year	3rd/current	Used	pending	Reason			
Memo	Division	Request	Acct. No.	Annual Budget	Quarter Budget	as of 4/30/15	requisitions/PO's	Amount	Reason
3/23/2015	Transportation	Lift 4th qtr	332,8114	186,991	140,243	137,681			Needed for OT
3/23/2015	Transportation	Lift 4th qtr	333,8114	27,844	20,883	12,404			Needed to enter requisition for toners
3/25/2015	Transportation	Lift 3rd qtr	330,8521	66,778	50,084	341			Needed for OT
3/25/2015	Maintenance	Lift 3rd & 4th	414,8114	30,000	22,500	23,298			Needed for OT
3/30/2015	Port Police	Lift 4th qtr	122,8114	100,000	75,000	95,648			Needed for OT
4/7/2015	HR	Lift 4th qtr	620,8366.OFCEQPT	2,500	1,875	-	13594-ON	2,396.00	To enter requisitions For Placard
4/9/2015	Marketing	Lift 4th qtr	150,8366.OFCEQPT	1,000	750	-			Needed to cover dues
4/9/2015	IT	Lift 4th qtr	670,8617	5,000	3,750		13623-ON	3,675.00	
Divisional Transfers:									
Memo	Division	Request	Acct. No.	Amount	Reason				
3/25/2015	Maintenance	421,8524	421,8114	5,000.00	Tr fr ops supply to OT needed for plumbers				
4/9/2015	Marketing	150,8366.OFCEQPT	150,8659	700.00	Needed for PCC placard				
4/30/2015	Maintenance	50,1621.G456TRWH	70,8652.PMC	30,000.00	Needed For MTS training				
		50,1621.G3BOOMSP	70,8652.PMC	30,000.00	Needed For MTS training				

PORT AUTHORITY OF GUAM

Crane Surcharge					9.50%	BOG 0101-330971 50.1122.BOGCRANE	
60.5851					Sinking	Bank Bal.	
Date	Description	Amount	Balance	Remarks	Fund	Amount	Date
9/30/2014	Balance Forwarded		138,742.37		955,383.58	965,546.40	
10/20/2014	Loan Payment	(101,426.79)	37,315.58				
10/1/2014	Pola Insurance Prem	(260,000.00)	(222,684.42)			29,742.00	10/1/2014
10/31/2014	Revenues	545,188.55	322,504.13		51,792.91	57,561.31	10/7/2014
10/31/2014	Depreciation	(66,666.67)	255,837.46			110.29	10/31/2014
10/31/2014	Pola 14 Exp 70.8390	(7,330.63)	248,506.83				
	Pola 16 Exp 70.8391	\$ 13,106.09	261,612.92				
	Pola 17 Exp 70.8392	\$ 13,365.48	274,978.40				
	Gantry 3	\$ (17,710.18)	257,268.22				
10/31/2014	Reserve	\$ (51,792.91)	205,475.31				
10/31/2014	PMC	\$ (78,460.00)	127,015.31				
11/20/2014	Loan Payment	(101,426.79)	25,588.52				
11/30/2014	Revenues	454,495.27	480,083.79		43,177.05		
11/30/2014	Depreciation	(66,666.67)	413,417.12			19,240.00	11/6/2014
11/30/2014	Pola 14 Exp 70.8390	(30,732.71)	382,684.41			31586.72	11/13/2014
	Pola 16 Exp 70.8391	(37,226.22)	345,458.19			29,742.00	11/21/2014
	Pola 17 Exp 70.8392	(37,085.09)	308,373.10				
	Gantry 3	(12,937.50)	295,435.60				
11/30/2014	Reserve	(43,177.05)	252,258.55			112.31	11/30/2014
11/30/2014	PMC	(78,460.00)	173,798.55				
12/20/2014	Loan Payment	(101,426.79)	72,371.76				
12/31/2014	Revenues	\$ 443,373.51	515,745.27		42,120.48		
12/31/2014	Depreciation	(66,666.67)	449,078.60				
12/31/2014	Pola 14 Exp 70.8390	\$ (12,506.22)	436,572.38				
	Pola 16 Exp 70.8391	(15,780.36)	420,792.02				
	Pola 17 Exp 70.8392	\$ (17,451.60)	403,340.42			26,934.47	12/10/2014
	Gantry 3	\$ (9,600.20)	393,740.22			122.29	12/31/2014
12/31/2014	Reserve	\$ (42,120.48)	351,619.74				
12/31/2014	PMC	\$ (78,460.00)	273,159.74				
1/20/2015	Loan Payment	(101,426.79)	171,732.95				
1/31/2015	Revenues	\$ 492,104.40	663,837.35		\$ 46,749.92		
1/31/2015	Depreciation	(66,666.67)	597,170.68				
1/31/2015	Pola 14 Exp 70.8390	(13,889.62)	583,281.06				
1/31/2015	Pola 16 Exp 70.8391	(17,242.62)	566,038.44		-	123.22	1/31/2015
1/31/2015	Pola 17 Exp 70.8392	\$ (17,888.47)	548,149.97				
	Gantry 3	-	548,149.97				
	Reserve	(46,749.92)	501,400.05				
1/31/2015	PMC	\$ (78,460.00)	422,940.05				
1/31/2015	50.1621.PARTS	\$ (22,875.00)	400,065.05				
2/20/2015	Loan Payment	(101,426.79)	298,638.26				
2/28/2015	Revenues	\$ 363,462.38	662,100.64		\$ 34,528.93		

PORT AUTHORITY OF GUAM

Crane Surcharge					9.50%	BOG 0101-330971 50.1122.BOGCRANE	
60.5851					Sinking	Bank Bal.	
Date	Description	Amount	Balance	Remarks	Fund	Amount	Date
2/28/2015	Depreciation	(66,666.67)	595,433.97				
2/28/2015	Pola 14 Exp 70.8390	\$ (14,570.75)	580,863.22			20,984.06	2/9/2015
	Pola 16 Exp 70.8391	\$ (15,529.96)	565,333.26			26,607.94	2/23/2015
	Pola 17 Exp 70.8392	\$ (15,641.91)	549,691.35			113.13	2/28/2015
	Gantry 3	(35,063.50)	514,627.85				
2/28/2015	Reserve	\$ (34,528.93)	480,098.92				
2/28/2015	PMC	\$ (78,460.00)	401,638.92				
3/20/2015	Loan Payment	(101,426.79)	300,212.13				
3/31/2015	Revenues	\$ 498,751.09	798,963.22				
3/31/2015	Depreciation	(66,666.67)	732,296.55				
3/31/2015	Pola 14 Exp 70.8390	(98,800.04)	633,496.51				
	Pola 16 Exp 70.8391	\$ (72,098.58)	561,397.93				
	Pola 17 Exp 70.8392	\$ (75,546.16)	485,851.77				
	Gantry 3	\$ -	485,851.77			29,742.00	3/20/2015
3/31/2015	Reserve	\$ (47,381.35)	438,470.42		\$ 47,381.35		
3/31/2015	PMC	\$ (78,460.00)	360,010.42			129.22	3/31/2015
	Oct & Nov GRT	\$ (10,358.85)	349,651.57				
4/20/2015	Loan Payment	(101,426.79)	248,224.78				
4/30/2015	Revenues	\$ 458,218.58	706,443.36				
4/30/2015	Depreciation	(66,666.67)	639,776.69				
4/30/2015	Pola 14 Exp 70.8390	\$ (5,370.38)	634,406.31				
	Pola 16 Exp 70.8391	(15,784.93)	618,621.38				
	Pola 17 Exp 70.8392	(27,567.63)	591,053.75			27,359.15	4/28/2015
	Gantry 3	-	591,053.75			127.42	4/30/2015
4/30/2015	PMC	\$ (81,149.03)	509,904.72				
4/30/2015	Reserve	(43,530.77)	466,373.96		\$ 43,530.77		
					\$ 1,264,664.99	\$ 1,265,883.93	

PORT AUTHORITY OF GUAM

Facility Maintenance Fee Ledger						50.1122.BOGFM	
60.5841						BOG	
Date	Description	Debit	Credit	Balance	Remarks	Balance	Date
				-		1,343.72	10/18/2012
10/31/2012	Revenues	128,054.41		128,054.41			
11/30/2012	Revenues	136,714.49		264,768.90		17,571.41	3/18/2013
12/31/2012	Revenues	135,134.97		399,903.87		16,017.96	3/28/2013
1/31/2013	Revenues	83,474.01		483,377.88		50,000.00	4/2/2013
2/28/2013	Revenues	134,963.11		618,340.99		55,181.02	4/5/2013
3/31/2013	Revenues	106,297.86		724,638.85		15,000.00	4/10/2013
4/30/2013	Revenues	101,044.38		825,683.23		87,504.18	4/15/2013
5/31/2013	Revenues	133,634.87		959,318.10		350,000.00	4/19/2013
6/14/2013	LC4 Cable Replacement (DCK Pacific)		78,000.00	881,318.10	Completed	18,650.26	4/30/2013
6/30/2013	Revenues	111,439.34		992,757.44		107,294.52	5/8/2013
7/31/2013	Revenues	131,824.10		1,124,581.54		11,818.72	6/27/2013
7/31/2013	Container Yard Stripping		235,000.00	889,581.54	Awarded	5,112.15	7/3/2013
7/31/2013	F5/6 Concrete Pole Light Upgrade Docf		280,316.10	609,265.44	Awarded	37,942.64	7/10/2013
7/31/2013	High Tower Renovation		25,000.00	584,265.44		94,264.19	7/12/2013
7/31/2013	Lower Tower Renovation		65,000.00	519,265.44		11,388.23	7/24/2013
7/31/2013	Warehouse 1, Bay 2 & 3 removal/repair		75,500.00	443,765.44	Completed		
	Terminal Relocation		10,000.00	433,765.44		106,434.24	7/30/2013
8/31/2013	Revenues	110,602.88		544,368.32			
8/31/2013	Lower Tower 2nd Floor Renovation		53,000.00	491,368.32			
	Hotel Wharf		537,000.00	(45,631.68)	Completed	19,950.41	8/2/2013
9/30/2013	Revenues	104,197.42		58,565.74		58,758.05	8/13/2013
10/31/2013	Revenues	131,158.87		189,724.61		106,361.97	9/3/2013
11/30/2013	Revenues	104,937.30		294,661.91		17,677.97	9/25/2013
12/31/2013	Revenues	111,418.07		406,079.98		25,695.93	9/30/2013
1/3/2014	F-6 Bollard Repair		17,670.72	388,409.26	Completed	99.78	12/31/2013
1/3/2014	Spalling - CFS		221,000.00	167,409.26	Awarded	39,420.19	1/9/2014
1/3/2014	Hatch Covers-CFS		12,000.00	155,409.26		260.76	1/31/2014
	Other Small Projects		2,516.00	152,893.26			
1/31/2014	Revenues	125,865.40		278,758.66			
2/17/2014	F2/F3 West Gate		5,000.00	273,758.66			
2/28/2014	Revenues	88,709.38		362,468.04		120.22	2/28/2014
2/26/2014	Underground Power lines LC3, CFS & H		90,000.00	272,468.04			
3/31/2014	Revenues	111,424.72		383,892.76		77,786.35	
4/30/2014	Revenues	137,520.07		521,412.83		140.04	
5/28/2014	Lower/Higher Tower Addtl funding		205,000.00	316,412.83		136.83	4/30/2014
5/31/2014	Revenues	146,890.26		463,303.09		29,306.63	5/19/2014
6/30/2014	Revenues	120,442.35		583,745.44		142.61	5/31/2014
7/31/2014	LC-4 Primary Metering Cubicle Repair		95,000.00	488,745.44		139.87	6/30/2014
7/31/2014	Revenues	125,194.43		613,939.87		144.54	7/31/2014
8/31/2014	Revenues	134,596.45		748,536.32		144.56	8/31/2014
9/30/2014	Revenues	119,591.35		868,127.67		139.91	9/30/2014
10/31/2014	Revenues	143,860.66		1,011,988.33		144.59	
10/17/2014	A/E Svcs for Wheel Stopper, Storm Dra		300,000.00	711,988.33			
	Concrete Storm Drain Channel System		600,000.00	111,988.33			
	Cathodic Services		10,000.00	101,988.33			
	CY Water Line Valves		50,000.00	51,988.33			
	CY Asphalt Pavement Repairs		50,000.00	1,988.33			
11/30/2014	Revenues	133,433.07		135,421.40		1,874.25	11/26/2014
12/15/2014	Cntr offices & parts storage for crane n		29,000.00	106,421.40			
12/31/2014	Revenues	120,992.72		227,414.12		139.94	11/30/2014
1/30/2015	EQMR Cable Replacement		60,000.00	167,414.12		128.52	12/19/2014
1/30/2015	F6 Cleats		25,000.00	142,414.12		144.82	12/31/2014
1/30/2015	CFS change order addtl spalling		60,000.00	82,414.12			
1/30/2015	Installation of Generators		50,000.00	32,414.12			
1/31/2015	Revenues	130,566.70		162,980.82		1,000,230.46	1/31/2015
2/20/2015	Hotel Wharf Pull test		50,000.00	112,980.82		226.74	2/28/2015
2/28/2015	Revenues	109,446.82		222,427.64			
10/17/2014	Other Small Misc. Projects		167,255.00	55,172.64			
3/31/2015	Revenues	138,020.27		193,192.91		251.06	3/31/2015
4/30/2015	Revenues	117,407.92		310,600.83		242.98	4/30/2015
						2,365,333.22	

OPERATION DIVISION REPORT SUMMARIZATION

June 18, 2015

Prepared By: John B. Santos

CONTAINER REPORT:

For the Month of May:

- Total Cargo Vessels: 18
- Total Containers Handled: 6,665
-

Year to Date (October 2014 – September 2015)

- Total Cargo Vessels: 163
 - Total Containers Handled: 59,812
 - Monthly Container Handled Average: 7,477
-

VESSEL PRODUCTIVITY REPORT:

Average Gross Move Per Hour (AGMPH):

- Matson 21 AGMPH
 - Mana 9 AGMPH
 - MSA Barges 13 AGMPH
 - MSA Kyowa 11 AGMPH
 - Ambyth 15 AGMPH
 - MEL 20 AGMPH
-

EQUIPMENT REPORT:

Gantry Cranes:

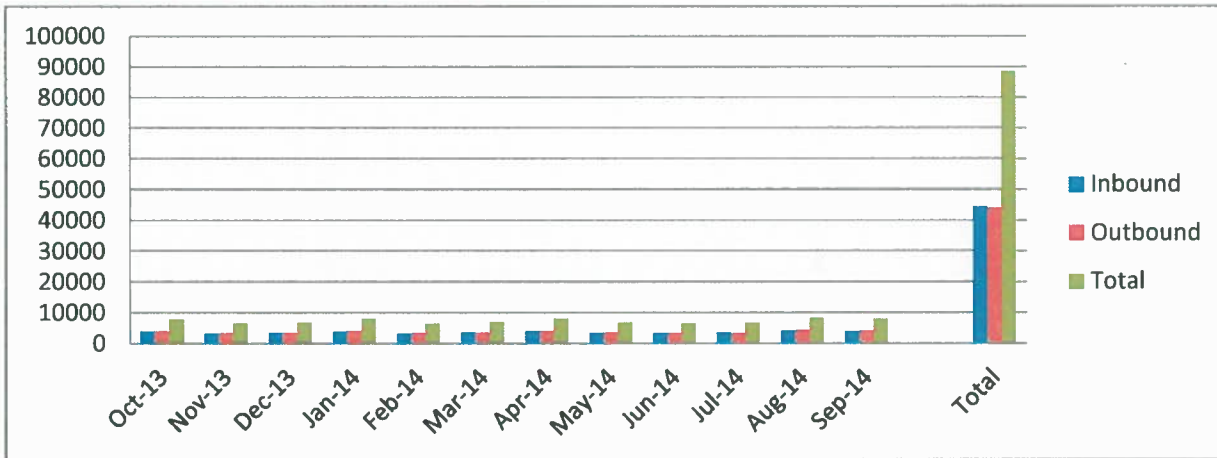
Gantry Cranes 5 & 6 is still operational status. Gantry #3 is still under maintenance and repair status. Gantry #4 still down for generator repairs; Gantry cranes 5 & 6 were utilized with **downtime status**: Gantry 5 had 1.7 hours downtime due to problems with its power, spreader, hoist, brake, & gantry; Gantry 6 had 2 hours downtime due to problems with its spreader, power, loose parts & trolley.

Container Total Comparison
Fiscal Year 2014 - Fiscal Year 2015

Month	Inbound	Outbound	Total
Oct-13	4090	3949	8039
Nov-13	3335	3342	6677
Dec-13	3598	3419	7017
Jan-14	4018	4098	8116
Feb-14	3242	3394	6636
Mar-14	3652	3500	7152
Apr-14	4120	4009	8129
May-14	3446	3458	6904
Jun-14	3319	3308	6627
Jul-14	3507	3249	6756
Aug-14	4229	4173	8402
Sep-14	3991	4107	8098

7334 (08 Months Average)

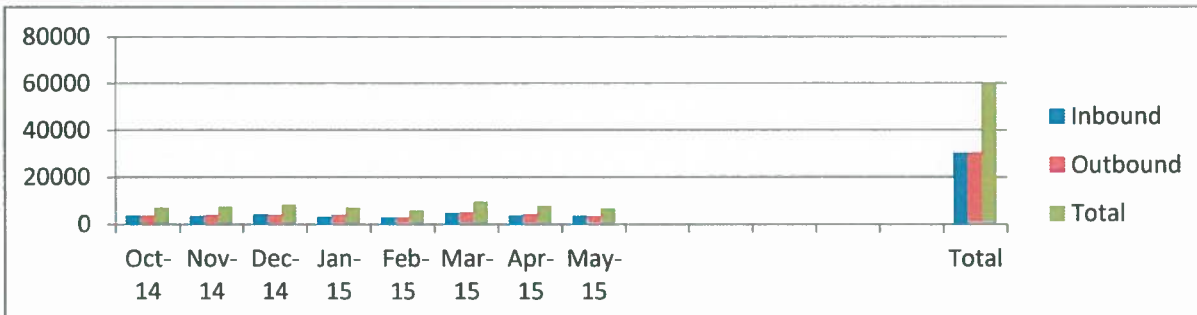
Total	44547	44006	88553
--------------	--------------	--------------	--------------



Month	Inbound	Outbound	Total
Oct-14	3757	3497	7254
Nov-14	3639	3797	7436
Dec-14	4335	3920	8255
Jan-15	3207	3913	7120
Feb-15	2987	2809	5796
Mar-15	4716	4759	9475
Apr-15	3755	4056	7811
May-15	3555	3110	6665
			0
			0
			0
			0

7477 (08 Months Average)

Total	29951	29861	59812
--------------	--------------	--------------	--------------



**OCTOBER 2014 - SEPTEMBER 2015
VESSEL OPERATION RECAP
FISCAL YEAR 2015**

	October	November	December	January	February	March	April	May	June	July	August	September	Total
MATSON													
No. Vessel	4	4	5	4	3	5	4	4					33
Discharge	2412	2412	2994	1977	1662	3471	2365	2380					19673
Loaded	2300	2207	2793	2320	1611	3270	2388	1769					18658
Total Moves	4712	4619	5787	4297	3273	6741	4753	4149					38331
Cranes used	G4,5,6	G4,5,6	G4,5,6	G4,5,6	G4,5,6	G4,5,6	G5,6	G5,6					
Average GMPPH	21.3	21.4	22.6	19.1	20.7	21.5	21.5	22.5					21.3
Mana													
No. Vessel	4	3	4	0	0	3	4	3					21
Discharge	195	214	318	0	0	114	243	112					1196
Loaded	247	152	259	0	0	207	227	188					1280
Total Moves	442	366	577	0	0	321	470	300					2476
Cranes used	G4,5,6	G5,6	G4,5,6	0	0	G5,6	G5,6	G5,6					
Average GMPPH	8.6	12.6	16.2	0	0	11.3	14	10.5					9.2
Barge													
No. Vessel	1	2	1	6	6	5	1	2					24
Discharge	19	57	28	177	257	279	0	19					836
Loaded	0	120	0	278	197	213	50	57					915
Total Moves	19	177	28	455	454	492	50	76					1751
Cranes used	G4,6	G5,6	G5	G4,5,6	G4,5,6	G5,6	G6	G5,6					
Average GMPPH	10.4	13.5	13.2	15.6	15.3	18.7	4.9	13.9					13.2
Kyowa													
No. Vessel	4	4	5	4	4	4	5	3					33
Discharge	387	379	483	423	489	364	649	430					3604
Loaded	547	451	611	479	418	551	837	521					4415
Total Moves	934	830	1094	902	907	915	1486	951					8019
Cranes used	G4,5	G4,5,6	G5,6	G5,6	G4,5,6	G5,6	G6	G5,6					
Average GMPPH	9	12.2	13.2	11.6	12.8	9.4	8.4	11.8					11.1

**OCTOBER 2014 - SEPTEMBER 2015
VESSEL OPERATION RECAP
FISCAL YEAR 2015**

Well													
No. Vessel	5	6	4	4	4	4	4	4	4	5			36
Discharge	623	458	423	440	531	361	395	540					3771
Loaded	308	765	218	600	540	421	444	496					3792
Total Moves	931	1223	641	1040	1071	782	839	1036					7563
Cranes used	G4,5,6	G4,5,6	G4,5,6	G4,5,6	G4,5,6	G4,5,6	G5,6	G5,6					
Average GMPH	15.1	23.1	22.9	18.6	21	15.9	19.9	22.2					19.8
Pacific													
No. Vessel	0	0	0	0	0	0	0	0	0	0			0
Discharge	0	0	0	0	0	0	0	0	0	0			0
Loaded	0	0	0	0	0	0	0	0	0	0			0
Total Moves	0	0	0	0	0	0	0	0	0	0			0
Cranes used	0	0	0	0	0	0	0	0	0	0			
Average GMPH	0	0	0	0	0	0	0	0	0	0			0.0
Swire													
No. Vessel	3	1	1	2	1	2	2	1					13
Discharge	121	118	88	190	48	127	103	74					869
Loaded	95	100	39	236	43	97	110	79					799
Total Moves	216	218	127	426	91	224	213	153					1668
Cranes used	G5,6	G5,6	G6	G5	G6	G5	G5	G5,6					
Average GMPH	15.6	18.9	11.2	19.2	24.1	9.2	9.6	9.1					14.6
Falkor													
No. Vessel	0	1	1	0	0	0	0	0					2
Discharge	0	1	1	0	0	0	0	0					2
Loaded	0	0	0	0	0	0	0	0					0
Total Moves	0	1	1	0	0	0	0	0					2
Cranes used	0	G6	G5	0	0	0	0	0					
Average GMPH	0	0	0.7	0	0	0	0	0					0.1
Green Ridge													
No. Vessel	0	1	0	0	0	0	0	0					1
Discharge	0	0	0	0	0	0	0	0					0
Loaded	0	2	0	0	0	0	0	0					2
Total Moves	0	2	0	0	0	0	0	0					2
Cranes used	0	Ramp	0	0	0	0	0	0					
Average GMPH	0	125	0	0	0	0	0	0					15.6

May	
Total Vessels	18
Total Discharged	3555
Total Loaded	3110
Total Moves	6665

Summarized	
Total Vessels	163
Total Discharged	29951
Total Loaded	29861
Total Moves	59812

May 2015
Vessel Recap

"Matson Navigational"																			
Vessel	Voy.	Arrive	Depart	First Lift	Last Lift	Lifts In	Lifts Out	Total Cntrs	Total TEUs	Ops Hrs	Loss Hrs	Berth Hours							
													Gantry #3						
													Gantry #4						
													Gantry #5						
													Gantry #6						
													1st	2nd	3rd	4th	5th	Nmph	Gmph
													Shift GMPH						
													Monthly Nmph/Gmph Average:						
Maunawili	130	06 May - 03:54	07 May - 15:11	06 May - 05:15	07 May - 14:45	679	521	1200	2246.3	33.3	10.3	35.3							
Maunalei	93	12 May - 11:10	13 May - 11:24	12 May - 13:17	13 May - 08:03	441	364	805	1567.5	18.8	3.4	24.2							
RJ Pfeiffer	402	19 May - 18:10	21 May - 04:25	19 May - 19:39	21 May - 02:34	692	472	1164	2198.8	51.8	8.4	34.4							
Manukai	157	26 May - 13:32	27 May - 23:08	26 May - 14:49	27 May - 21:35	568	412	980	1923.8	43.6	10.2	33.6							
Total:						2380	1769	4149	7936.4										
													Monthly Nmph/Gmph Average:					27.7	22.5
"Matson Mana"																			
Vessel	Voy.	Arrive	Depart	First Lift	Last Lift	Lifts In	Lifts Out	Total Cntrs	Total TEUs	Ops Hrs	Loss Hrs	Berth Hours							
													Gantry #3						
													Gantry #4						
													Gantry #5						
													Gantry #6						
													1st	2nd	3rd	4th	5th	Nmph	Gmph
													Shift GMPH						
													Monthly Nmph/Gmph Average:						
Mana	65/66	04 May - 08:54	07 May - 12:18	04 May - 09:56	07 May - 11:43	64	58	122	216.3	17.5	3	75.4							
Mana	66	12 May - 09:12	13 May - 15:36	12 May - 10:08	13 May - 14:58	46	75	121	200.3	28.8	1.9	30.4							
Mana	67e/68w	19 May - 16:00	21 May - 18:24	21 May - 10:40	21 May - 17:37	2	55	57	96.0	5.6	1.6	50.4							
Total:						112	188	300	512.6										
													Monthly Nmph/Gmph Average:					14.3	10.5
"Marianas Steamship Agency" (Barge)																			
Vessel	Voy.	Arrive	Depart	First Lift	Last Lift	Lifts In	Lifts Out	Total Cntrs	Total TEUs	Ops Hrs	Loss Hrs	Berth Hours							
													Gantry #3						
													Gantry #4						
													Gantry #5						
													Gantry #6						
													1st	2nd	3rd	4th	5th	Nmph	Gmph
													Shift GMPH						
													Monthly Nmph/Gmph Average:						
S-2011	02-15s	10 May - 07:14	10 May - 09:10	10 May - 07:48	10 May - 09:04	19	0	19	39.3	1.3	0.3	1.9							
S-2011	109n	29 May - 09:23	29 May - 21:15	29 May - 15:36	29 May - 18:38	0	57	57	98	4.9	2.6	9.3							
Total:						19	57	76	137.3										
													Monthly Nmph/Gmph Average:					23.2	13.9

May 2015
Vessel Recap

"Marianas Steamship Agency" (Kyowa)												
Vessel	Voy.	Arrive	Depart	First Lift	Last Lift	Lifts		Total Chrs	Total TEUs	Ops Hrs	Loss Hrs	Berth Hours
						In	Out					
Cattleya	149	07 May - 13:36	10 May - 05:54	07 May - 16:16	10 May - 05:33	155	209	364	523	61.3	20.2	64.3
Orchid	51h	18 May - 07:02	19 May - 14:32	18 May - 20:53	19 May - 11:30	119	108	227	338	14.6	2.7	31.5
Hibiscus	164	24 May - 00:01	25 May - 19:02	24 May - 01:46	25 May - 18:44	156	204	360	516	38.9	18.8	19
Total:						430	521	951	1377			
Monthly Nmiph/Gmph Average: 18.8 11.8												
"CTSI" (Mell)												
Vessel	Voy.	Arrive	Depart	First Lift	Last Lift	Lifts		Total Chrs	Total TEUs	Ops Hrs	Loss Hrs	Berth Hours
						In	Out					
Jost	007w	01 May - 07:06	01 May - 19:00	01 May - 08:32	01 May - 18:37	114	100	214	261	10.1	0.9	11.9
Sudong	44w	08 May - 07:30	09 May - 00:06	08 May - 09:29	08 May - 22:44	118	120	238	299	13.3	2.4	16.6
Jan	17	17 May - 13:00	17 May - 19:06	17 May - 14:29	17 May - 17:49	107	6	113	136	3.3	0.8	6.1
Jost	008	21 May - 13:12	22 May - 06:30	21 May - 14:55	22 May - 05:54	105	166	271	340	13.2	1.8	17.3
Sudong	45	28 May - 12:00	28 May - 23:42	28 May - 13:38	28 May - 23:17	96	104	200	242	9	1.4	11.7
Total:						540	496	1036	1278			
Monthly Nmiph/Gmph Average: 26.2 22.2												
"AMBYTH" (Swire)												
Vessel	Voy.	Arrive	Depart	First Lift	Last Lift	Lifts		Total Chrs	Total TEUs	Ops Hrs	Loss Hrs	Berth Hours
						In	Out					
Shantung	1507s	18 May - 02:10	19 May - 00:38	18 May - 04:11	18 May - 23:50	74	79	153	175	19.7	12.2	22.5
Total:						74	79	153	175			
Monthly Nmiph/Gmph Average: 23.4 9.1												

**CY 2015 PAG CRANES
MONTHLY REPORT**

	Total Ops Hrs	Total Vessels	Total Shifts	Total Container Moves	Total Down Time (Hrs)	Types of repairs performed	
January	Gantry #3	0	0	0	0	n/a	
	Gantry #4	108.7	7	16	1597	3.7	power,spreader,gantry
	Gantry #5	176.8	16	31	3355	3.8	power,twistlock,brakes,spreader
	Gantry #6	134.9	12	29	2150	1.3	power,light panel,twistlock
	Gantry #3	0	0	0	0	0	n/a
	Gantry #4	85.7	8	13	1247	2.1	power,spreader
February	Gantry #5	101.6	9	17	2137	1.3	hoist,spreader,motor,engine
	Gantry #6	130	14	22	2374	1.7	spreader
	Gantry #3	0	0	0	0	0	n/a
March	Gantry #4	19	2	3	437	1.1	power
	Gantry #5	286.3	19	43	5039	5.7	power,spreader,gantry wheel,hoist,light
	Gantry #6	216.4	15	29	3960	14.5	spreader,hoist,power tripping,spreader,twistlock
	Gantry #3	0	0	0	0	0	n/a
	Gantry #4	0	0	0	0	0	generator under repair
	Gantry #5	189.8	12	29	3721	4.9	power,twistlock,spreader
April	Gantry #6	236.7	15	40	3781	1.6	power,spreader,brakes
	Gantry #3	0	0	0	0	0	n/a
	Gantry #4	0	0	0	0	0	Under repair status
May	Gantry #5	119.6	15	31	3658	1.7	Hoist,spreader,power,brake,gantry
	Gantry #6	143.9	11	27	2869	2	Spreader,power,loose parts,trolley

PORT AUTHORITY OF GUAM
Jose D. Leon Guerrero Commercial Port
ENGINEERING/CIP DIVISION
Piti, Guam 96925

June 18, 2015

MEMORANDUM

TO: General Manager

FROM: Engineer Manager

SUBJECT: 2015 Summary Status:
: Ongoing & Proposed CIP Projects
: Guam Commercial Port Improvement Program

The following is a summary list of on-going projects to include Guam Commercial Port Improvement Program projects. *Latest developments are italicized.*

1) PROJECT: **Replacement of Welded Steel Petroleum Distribution Piping & Appurtenances**

RFP NUMBER: PAG-011-004

CONTRACTOR: Rex International, Inc.

PROJECT AMOUNT: \$1,538,819.00

PAYMENT TO DATE: *\$612,665.86*

CHANGE ORDER: \$5,274.54 (CO1)

TOTAL AMOUNT \$1,544,093.54

BALANCE TO DATE: *\$931,427.68*

DESIGNER: N.C. Macario & Associates

FUNDING SOURCE: 1) A/E Design funded by PAG (\$289,928.18)
2) CM funded by PAG (\$245,000.00)
3) Available fund by FHWA (\$2,464,042.22)

A/E Completion Time: February 10, 2012

PAYMENT TO DATE: \$289,928.18 (Design)

BALANCE TO DATE: \$0.00 (Design)

NOTICE TO PROCEED: May 5, 2014 (Construction)

COMPLETION TIME: March 1, 2015 (305 Calendar Days after NTP issuance)

Construction Manager: Parson Transportation Group & Port Engineering/CIP Division

CM COST: \$245,000.00 (CM)

CHANGE ORDER: \$96,423.00 (CO1:\$55,968.00, CO2:\$40,455.00)

TOTAL CM COST: \$341,423.00

PAYMENT TO DATE: \$0.00 (CM)

BALANCE TO DATE: \$0.00(CM)

POINT OF CONTACT: Alex Dorado, Design Engr.(NCMA)
Maria Alves, (PTG)
Buster Anderson (PTG)
Crispen Bensen, (DPW)

WORK STATUS:

PAG ENGG/CIP Div.

DPW is issuing Rex Int. a Lack of Progress memo in regards to the non submission of critical scheduled submittals & no activity at 24% completion time.

First shipment of pipes arrived 8/19/2014 & second shipment arrived on 9/16/2014. Contractor's pre-activity meeting is scheduled on 9/22/2014 prior to actual start of rehabilitation work. Contractor has completed the firewater line prepping & waiting for Mobil's second open window on 12/16-27/2014. A pre-activity meeting with Mobil is scheduled on 12/11/2014. A 3rd open window is on Jan.21 thru Feb.3, 2015 & pre-activity meeting is scheduled on 1/16/2015 in Mobil Office. Contractor installed the fire water line from 2/1-12/2015 & was released back to Mobil on 2/11/2015 @ 1200H. Test fire waterline for leaks & pressure setting for an hour for satisfactory operations. 4th open window for line "D" start 3/4 -14/2015 on the landside area. Contractor completed the line "D" until the secondary manifold & released back to Mobil on 3/14/2015. Contractor is working Line "D" from secondary manifold to Pier & will return Line "D" to Mobil on 4/11/2015. Start prep/fit-up works for Line "A" in landside area.

Line "A" was released by Mobil to Rex Int. on 5/3/2015 & return to Mobil on 5/14/2015. X-ray, hydro test & flushing were completed prior to Mobil's re-commissioning the line "A".

Line "C" was released by Mobil to contractor on 6/1/2015 & return to Mobil on 6/14/2015. Pass the X-ray test, hydro test & flushing on 6/12-13/2015.

2) PROJECT:

IFB NUMBER:

CONTRACTOR:

PROJECT AMOUNT:

DESIGNER:

FUNDING SOURCE:

NOTICE TO PROCEED:

COMPLETION TIME:

PAYMENT TO DATE:

Construction Manager:

WORK STATUS:

NOTE:

Concrete Storm Drain Channel System Upgrade

PAG-012-00

N/A

\$700,000.00 (Conservative estimate)

Design-Built

Port Authority of Guam

N/A

6 months after NTP

\$0

Port Engineering/CIP Division

N/A

Bid opening was on October 3, 2012. Lowest responsive bid was \$330,000.00 (BME & Sons). Procurement issued a cancellation letter in regards to GEPA requirements affecting this project. Project on hold for additional funding supplement. Project is deferred until the next fiscal year. Engineering office will forward the updated technical scope to A/E Designer for drafting the design plan.

Project will be forwarded to A/E for design draft.

- 3) **PROJECT:** **Agat Marina Ramp's Left Side Concrete Catwalk Repair**
IFB NUMBER: PAG-015-004
CONTRACTOR: *ProPacific Builders*
PROJECT AMOUNT: \$57,818.52
DESIGNER: Design-Built
FUNDING SOURCE: Department of Agriculture, Sport Fish Restoration/Boating Access Grant # F-21-B1
NOTICE TO PROCEED: N/A
COMPLETION TIME: 5 months after NTP issuance
PAYMENT TO DATE: \$0
BALANCE TO DATE: \$0
Construction Manager: Port Engineering/CIP Division
WORK STATUS: N/A
NOTE: DoAg is waiting for the amendment letter from USFW on this project. Meeting with USFW & DAWR on 2/6/2014 & was informed that the amendment letter is forthcoming. DoAg give the go signal on 3/17/2015 & work permit is forwarded to BBMR for confirmation of fund. Procurement office to indorsed BOD approval. PAG received the approved Work Permit from BBMR on 4/3/2015 & Procurement office to advertise project for bid.
Bid opening was on 6/5/2015, ProPacific Builder as a sole bidder for \$57,818.52. Procurement office to issue Bid Analysis for management approval.
- 4) **PROJECT:** **A/E Design Consultant Services**
RFP NUMBER: PAG -013-002/P.O. # 10882-OF
DESIGNER: AmOrient Engineering
PROJECT AMOUNT: \$182,000.00
FUNDING SOURCE: Port Authority of Guam
NOTICE TO PROCEED: January 6, 2014
COMPLETION TIME: May 6, 2014 (4 Months after NTP)
PAYMENT TO DATE: \$127,578.22
BALANCE TO DATE: \$54,421.78
POINT OF CONTACT: John Robertson, GM (AmOrient Engg.)
Aquilino Cabrias, Design Engr. (AmOrient Engg.)
PAG ENGG/CIP Div.
WORK STATUS: AmOrient is preparing the design plans & specifications for projects.
NOTE: Task Order # 2 (Environmental-LC-1/LC-4/LC-5 (Generator air emission) & Task Order # 3(Environmental-Harbor of Refuge) will be issued out to the consultant. AmOrient submitted the SoW for T.O.# 3 on 8/27/2014. Planning forwarded the SoW to DoAg on 9/10/2014 for comments. T.O.#3 is routed for certification of funds & approval. AmOrient is preparing the design aspects & is due by 7/6/2015. Designer is working on the Harbor of Refuge environmental assessment.
Designer to submit design cost for Wheel Stopper Repair, CY Striping, CY Asphalt/Concrete Pavement Repair, Storm Drain

Upgrade, CY Waterline Valves Repair, & Southside Perimeter Fence Light Pole Upgrade.

5) PROJECT: High & Low Tower Repair & Upgrade Project
IFB NUMBER: PAG-014-006
CONTRACTOR: ProPacific Builders
DESIGNER: AmOrient Engineering
PROJECT AMOUNT: \$277,999.00
CHANGE ORDER: \$0
TOTAL AMOUNT: \$0
FUNDING SOURCE: Port Authority of Guam
NOTICE TO PROCEED: April 6, 2015
COMPLETION TIME: October 2, 2015
PAYMENT TO DATE: \$109,808.37
BALANCE PAYMENT: \$168,190.63
Construction Manager: AmOrient Engineering/Port Engineering/CIP Division
POINT OF CONTACT: Vicente Escanilla, Proj. Manager (ProPacific Builders)

Jerlie M. Gutierrez, Proj. Engr. (PPB)
Aquilino Cabrias, Design Engr. (AmOrient)
PAG ENGG/CIP Div.

WORK STATUS: Bid opening was scheduled on 7/17/2014. Lowest responsive bid is ProPacific Builder (\$277,999.00), 2nd is BME & Sons (\$284,578.52), 3rd is Allied Builders (\$285,320.00). Procurement is doing the bid evaluation for management approval. ProPacific Builders is processing for DPW building permit. DPW is requesting for a Flood Certification on this project. PAG is awaiting on the appraisal process for the Lower Tower & High Tower buildings in getting the Flood Certification. PAG received the building appraisal & contractor submit appraisal report for attachment on the DPW building permit. DPW Building Permit was secured on 3/19/2015. NTP was issued on 4/6/2015 & contractor to start mobilization.
Repair work in Low Tower bldg. is 50% complete & High Tower bldg. work is 20%.

6) PROJECT: Marine SLE Project, Wharf Repairs
IFB NUMBER: PAGCIP-014-005
CONTRACTOR: BME & Sons Inc.
PROJECT AMOUNT: \$4,541,635.00
DESIGNER: Parson Brinkerhoff
PURCHASE ORDER: No. 11332 OF
CHANGE ORDER: \$45,000.00 (CO1)
TOTAL AMOUNT: \$4,586,635.00
FUNDING SOURCE: Port Authority of Guam
NOTICE TO PROCEED: January 5, 2015
COMPLETION TIME: January 5, 2016 (360 CD)
PAYMENT TO DATE: \$1,659,894.38
BALANCE TO DATE: \$2,926,740.62
CM COST: \$459724.54
PAYMENT TO DATE: \$191,551.90 (CM)

BALANCE TO DATE: \$268,172.64 (CM)
Construction Manager: EMPSCO & Port Engineering/CIP Division
POINT OF CONTACT: Danny Natividad, Proj. Manager (BME & Sons)
 Mhanny Sebastian, Proj. Engr. (BME & Sons)
 Jun Capulong, Consultant (EMPSCO)
 Ferdie F. Cabuhat, Proj. QC (EMPSCO)
 PAG ENGG/CIP Div.

WORK STATUS: Bid opening was on 6/17/2014 & bid result has BME (\$4,541,635.00), Black Construction Corp.(\$4,677,318.00) & SmithBridge (\$8,978,324.88). Procurement is preparing the bid evaluation for management approval. Procurement is awaiting approval by PAG BoD for the Construction Manager budget. PNTP was issued on 9/29/2014. Contractor awaiting the DPW Building Permit approval. NTP was issued on 1/5/2015 & contractor start mobilization. Spur rail removal complete & asphalt pavement pouring is on 2/23-25/2015. Received divers certificate renewal copies & contractor to schedule the Wharf F3 debris removal work. Debris removal & drop-off anodes along Wharf F3 is complete & start prepping sheet pile for anode installation.
On-going works under Wharf F5 concrete beams/columns for spalls& cracks. Wharf F3 anode installation is at 90% complete.

7) PROJECT: *LC -4 Metering Cabinet Replacement*
IFB NUMBER: PAG-014-007
CONTRACTOR: M. D. Crisostomo Inc.
PROJECT AMOUNT: \$71,882.28
DESIGNER: Design-Built
CHANGE ORDER: \$0
TOTAL AMOUNT: \$0
FUNDING SOURCE: Port Authority of Guam
NOTICE TO PROCEED: January 26, 2015
COMPLETION TIME: June 27, 2015 (5 months after NTP)
PAYMENT TO DATE: \$13,387.50
BALANCE TO DATE: \$58,494.78
Construction Manager: PAG ENGG/CIP Division
POINT OF CONTACT: PAG Engineering Office
WORK STATUS: Awaiting BoD monthly quorum on 12/15/2014 & project approval. Precon meeting on 1/23/2015 & NTP will be issued on 1/26/2015. Contractor is processing submittals for approval. Received the 65% drawing design on 2/6/2015 forward to GPA on 2/9/2015, received from GPA on 2/25/2015, consolidate comments & return to MDCI on 2/27/2015. Received the 100% drawing design on 3/5/2015, forward to GPA on 3/5/2015, received from GPA on 3/10/2015, consolidate comments & return to MDCI on 3/11/2015. Received Final drawing on 3/18/2015 & is routed for PAG signatories. DPW building permit issued on 4/1/2015 & metering cabinet ETA is on 6/12/2015.

ETA for metering cabinet is on 6/30/2015 per BOL submitted by MDCl. Engineering office to schedule week-end power outage for LC-4 on 7/3-4/2015.

- 8) **PROJECT:** **F1, F3, & CY Chain Link Perimeter Fence Replacement**
IFB NUMBER: PAGCIP-015-001
CONTRACTOR: Inland Builders Corp.
PROJECT AMOUNT: \$197,850.00
DESIGNER: Design-Built
CHANGE ORDER: \$0
TOTAL AMOUNT: \$0
FUNDING SOURCE: Homeland Security Grant # 2013 PSGD
NOTICE TO PROCEED: April 20, 2015
COMPLETION TIME: October 17, 2015 (6 months after NTP issuance)
PAYMENT TO DATE: \$0
BALANCE TO DATE: \$0
Construction Manager: PAG ENGG/CIP Division
POINT OF CONTACT: PAG Engineering Office
WORK STATUS: Project will be indorsed for BoD approval on 12/15/2014. Bid opening is on 2/10/2015. Procurement is preparing the Bid Analysis for GM approval. Contract is under review by Port's legal Office. Contract routed for signatories.
Contractor is awaiting DPW permit approval.
- 9) **PROJECT:** **Relocation & Installation of Emergency Generators**
IFB NUMBER: PAGCIP-015-002
CONTRACTOR: ProPacific Builders
PROJECT AMOUNT: \$249,500.00
DESIGNER: Design-Built
CHANGE ORDER: \$0
TOTAL AMOUNT: \$0
FUNDING SOURCE: Homeland Security Grant # EMW-2011-PU-00200
NOTICE TO PROCEED: April 6, 2015
COMPLETION TIME: August 6, 2015
PAYMENT TO DATE: \$0
BALANCE TO DATE: \$0
Construction Manager: PAG ENGG/CIP Division
POINT OF CONTACT: PAG Engineering Office
WORK STATUS: Bid opening is on 1/27/2015. Bid analysis was approved by PAG Management & contract is reviewed by the Port's legal. Contract routed for PAG signatories & will be forwarded back to Port Legal for signature.
NTP was issued on 4/6/2015 & contractor is processing for DPW building permit & submittals.
- 10) **PROJECT:** ***Exploration of Missing Anchor Bolts for Mooring Cleat @ F6 Sta.23+60***
RFQ NUMBER: PAGCIP-015-00_
CONTRACTOR: Allied Builders Inc.
PROJECT AMOUNT: \$13,800.00

DESIGNER: Design-Built
 CHANGE ORDER: \$0
 TOTAL AMOUNT: \$0
 FUNDING SOURCE: Port Authority of Guam
 NOTICE TO PROCEED: June 4, 2015
 COMPLETION TIME: August 4, 2015 (2 Months after NTP)
 PAYMENT TO DATE: \$0
 BALANCE TO DATE: \$0
 Construction Manager: PAG ENGG/CIP Division
 POINT OF CONTACT: PAG Engineering Office
 WORK STATUS: Routed for PAG approval signatories. Procurement Office is soliciting bid quotes from PAG contractors.
Allied Builders acknowledged P.O. & signed 6/4/2015 to start project.

11) PROJECT: *Hotel Wharf 's Bollard/Cleat Pull Test*
 RFQ NUMBER: PAGCIP-015-00_
 CONTRACTOR: N/A
 PROJECT AMOUNT: (\$50,000.00 Conservative estimate)
 DESIGNER: N/A
 CHANGE ORDER: \$0
 TOTAL AMOUNT: \$0
 FUNDING SOURCE: Port Authority of Guam
 NOTICE TO PROCEED: N/A
 COMPLETION TIME: (1 Month after NTP)
 PAYMENT TO DATE: \$0
 BALANCE TO DATE: \$0
 Construction Manager: PAG ENGG/CIP Division
 POINT OF CONTACT: PAG Engineering Office
 WORK STATUS: Engineering routed project for account system approval.
Project is not in the priority listing & will be deferred to the next Fiscal Year budget.

12) PROJECT: *GDP Marina Ejector Pump Repair*
 IFB NUMBER: PAGCIP-015-003
 CONTRACTOR: ProPacific Builders Inc.
 PROJECT AMOUNT: \$78,800.00
 DESIGNER: Design-Build
 CHANGE ORDER: \$0
 TOTAL AMOUNT: \$0
 FUNDING SOURCE: DOI F&WS/DoAg
 NOTICE TO PROCEED: N/A
 COMPLETION TIME: (122 CD after NTP)
 PAYMENT TO DATE: \$0
 BALANCE TO DATE: \$0
 Construction Manager: PAG ENGG/CIP Division
 POINT OF CONTACT: PAG Engineering Office
 WORK STATUS: *Procurement office to issue Bid Analysis for management approval*

COMPLETED PROJECTS:

- 1) **PROJECT:** **Retiling of 1st. & 2nd. Floor Admin. Bldg. Common Areas**
P.O. NUMBER: 10767-OF
CONTRACTOR: Allied Builders & Construction
PROJECT AMOUNT: \$29,950.00
DESIGNER: Design-Built
CHANGE ORDER: \$8,751.09
FUNDING SOURCE: Port Authority of Guam
NOTICE TO PROCEED: November 20, 2013
COMPLETION TIME: January 17, 2014
PAYMENT TO DATE: \$38,701.09
Construction Manager: Port Engineering/CIP Division
WORK STATUS: 100% Complete
NOTE: Contractor started the second floor tile work on 11/20/2013.
Final inspection on 12/24/2013.
- 2) **PROJECT:** **Repair of Mooring Bollard @ STA. 23+30**
RFQ NUMBER P.O. # 10960-OF
CONTRACTOR: Allied Builders & Construction
PROJECT AMOUNT: \$15,000.00
DESIGNER: Design-Built
CHANGE ORDER: \$2,670.72 (C.O. # 1)
TOTAL AMOUNT: \$17,670.72
FUNDING SOURCE: Port Authority of Guam
NOTICE TO PROCEED: February 17, 2014
COMPLETION TIME: March 20, 2014, ext. April 11, 2014
PAYMENT TO DATE: \$17,670.72
Construction Manager: Port Engineering/CIP Division
WORK STATUS: 100% Complete
NOTE: Final inspection on 4/18/2014.
- 3) **PROJECT:** **Agat Small Boat Marina Dock "A" Improvement**
IFB NUMBER: PAG-013-004
CONTRACTOR: Rex International
PROJECT AMOUNT: \$532,100.00
DESIGNER: Design-Built
FUNDING SOURCE: NOAA Commission on Fisheries & Port Authority of Guam
NOTICE TO PROCEED: December 16, 2013
COMPLETION TIME: May 18, 2014, extended to June 13, 2014
PAYMENT TO DATE: \$532,100.00
BALANCE TO DATE: \$0
Construction Manager: Port Engineering/CIP Division
POINT OF CONTACT: Dae Kim, VP (Rex Int.)
Rey Serrano, Proj. Manager (Rex Int.)
PAG ENGG/CIP Div.
WORK STATUS: 100% Complete

- 4) **PROJECT:** **Concrete Pole Lighting Upgrade for F5 to F6**
IFB NUMBER: PAG-013-005
CONTRACTOR: DCK Pacific
PROJECT AMOUNT: \$231,680.00
DESIGNER: Design-Built
CHANGE ORDER: C.O.#1= \$11,791.46, C.O.#2= \$36,844.64, Total: \$48,636.10
TOTAL AMOUNT: \$280,316.10
FUNDING SOURCE: Port Authority of Guam
NOTICE TO PROCEED: December 16, 2013
COMPLETION TIME: June 18, 2014 (ext.8/18/2014)
PAYMENT TO DATE: \$280,316.10
BALANCE TO DATE: \$0
Construction Manager: Port Engineering/CIP Division
POINT OF CONTACT: Rocky Marquez, Proj. Manager (DCK/BCS)
PAG ENGG/CIP Div.
WORK STATUS: 100% Complete
- 5) **PROJECT:** **Design/Build Port Security Enhancement Project**
IFB NUMBER: PAG-012-006
CONTRACTOR: MAEDA Pacific Corp.
PROJECT AMOUNT: \$2,933,000.00
DESIGNER: Design-Built
CHANGE ORDER: 1) \$210,408.00, 2) \$283,583.32, 3) \$82,572.02, 4) \$558,549.16,
5) \$45,654.14, 6) \$116,414.36, 7) \$37,041.56, 8) \$47,938.07
(Total CO: \$1,381,807.71)
TOTAL AMOUNT: \$4,315,160.63
FUNDING SOURCE: U.S. Department of Homeland Security Grant # 2008-GB-T8-0148, 2009-PU-R1-0164, 2009-PU-T9-0043, & 2010-PU-TO-0080
NOTICE TO PROCEED: January 14, 2013(Design)
NOTICE TO PROCEED: June 24, 2013 (Construction)
COMPLETION TIME: May 1, 2014, 1st extension (6/11/2014), 2nd extension (6/30/2014)
PAYMENT TO DATE: \$4,315,160.63
BALANCE TO DATE: \$0
Construction Manager: Port Engineering/CIP Division
POINT OF CONTACT: Enrique Tabanda, Proj. Manager (MAEDA)
PAG Strategic/Planning
PAG ENGG/CIP Div.
WORK STATUS: Project is 100% complete
- 6) **PROJECT:** **North Side CY CMU Wall Upgrade Project**
IFB NUMBER: PAGCIP-014-003
CONTRACTOR: Allied Builders & Construction
PROJECT AMOUNT: \$69,900.00
DESIGNER: Design-Built
PAYMENT TO DATE: \$56,619.00
CHANGE ORDER: \$6,832.28(CO1), \$11,077.50(CO2)
TOTAL AMOUNT: \$87,809.88
BALANCE TO DATE: \$0

FUNDING SOURCE: Homeland Security Grant (No. 2013 PSGD CMU WALL # EMW-2013-PU-00206-SOI)
NOTICE TO PROCEED: August 4, 2014
COMPLETION TIME: January 29, 2015
Construction Manager: Port Engineering/CIP Division
POINT OF CONTACT: Hector Quioc, GM (Allied Builders)
PAG ENGG/CIP Div.
WORK STATUS: Project is 100% complete.

7) **PROJECT:** **CFS Building Roof Leaks & Spalls Repair**
CONTRACTOR: ProPacific Builder Corp.
IFB NUMBER: CIP014-004
PROJECT AMOUNT: \$189,000.00
DESIGNER: AmOrient Engineering
CHANGE ORDER: \$17,916.25(CO1), \$60,000.00 (CO2)
TOTAL AMOUNT: \$266,916.25
FUNDING SOURCE: Port Authority of Guam
NOTICE TO PROCEED: August 18, 2014
COMPLETION TIME: February 13, 2015 extended April 13, 2015
PAYMENT TO DATE: \$266,916.25
BALANCE TO DATE: \$0.00
Construction Manager: AmOrient Engineering/Port Engineering/CIP Division
POINT OF CONTACT: Vicente Escabillas, Proj. Manager. (ProPacific Builders)
Aquilino Cabrias, Design Engr. (AmOrient)
PAG ENGG/CIP Div.
WORK STATUS: 100% Complete

8) **PROJECT:** **Agat Marina Docks "C", "D" & Floating Dock Improvement**
IFB NUMBER: PAGCIP-014-002
CONTRACTOR: AIC International, Inc.
PROJECT AMOUNT: \$1,593,208.00
DESIGNER: Bluewater Marine & Dock Specialties
PAYMENT TO DATE: \$636,526.53
CHANGE ORDER: \$0
FUNDING SOURCE: U.S. Department of Interior & Port Authority of Guam
NOTICE TO PROCEED: August 18, 2014
COMPLETION TIME: May 14, 2015
BALANCE TO DATE: \$0.00
Construction Manager: Port Engineering/CIP Division
POINT OF CONTACT: Ben Payumo, Proj. Manager (AIC Int.)
PAG Strategic/Planning
PAG Commercial/PPD Section
PAG ENGG/CIP Div.
WORK STATUS: 100% Complete

FY-15 JUNE WORK INJURY REPORT
(01/01/15 to 06/19/15)

<u>Divisions</u>	<u>*Lost-time</u>	<u>**Recordable</u>	<u>*** Refused Treatment</u>
Stevedoring	1	0	0
Transportation	0	0	0
Terminal	1	0	0
EQMR	1	1	0
Others	<u>2</u>	<u>1</u>	<u>1</u>
Total	5	2	1

Work Injury Summary for this reporting period: June 19, 2015

Total injuries for FY-15 to date **8 – Injuries**
5 - Lost-time
2 – Recordable
1 – Refused Medical Attention

Last disabling work injury was on: **06/13/2015**

Number of days since last disabling work injury: **6-days**

Note: PAG best record was 222 days or 7 months w/o a disabling work injury

***Lost-time** = If an employee was injured on the job and medical doctor sent him/her home, his/her injury is considered a lost-time.

****Recordable** = If an employee was injured on the job and medical doctor treated him/her and released him/her back to work on the same day (Recordable because of medical charges).

*****Refused Medical Attention:** Filed WC Forms 201 & 202 for record purposes only.



PORT OF GUAM
ATURIDAT I PUETTON GUAHAN
Jose D. Leon Guerrero Commercial Port
1026 Cabras Highway, Suite 201, Piti, Guam 96925
Telephone: 671-477-5931/35 Facsimile: 671-477-2689/4445
Website: www.portguam.com



Eddie Baza Calvo
Governor of Guam
Ray Tenorio
Lieutenant Governor

June 18, 2015

MEMORANDUM

TO: Board of Directors
FROM: General Manager
SUBJECT: Creation of Position - Environmental Compliance Specialist

On May 27, 2015, the Board of Directors authorized management to proceed with the creation process to establish an Environmental Compliance Specialist position in the classified service. To comply with the transparency process as mandated by 4 GCA Section 6303.1, the following were performed:

1. The creation of documents were posted on the Port's website on May 28, 2015.
2. Port division heads were notified of the proposed creation of position on May 28, 2015.
3. Notification was provided through electronic and written media on May 28, 2015.

Be advised there were no comments received by the Port employees, public and shipping agents regarding the creation of this position.

In light of the above, it is requested that approval and adoption of the Environmental Compliance Specialist position in the classified service at a Pay Grade I be established.


JOANNE M.S. BROWN

Attachments




PORT OF GUAM
ATURIDAT I PUETTON GUAHAN
Jose D. Leon Guerrero Commercial Port
1026 Cabras Highway, Suite 201, Piti, Guam 96925
Telephone: 671-477-5931/35 Facsimile: 671-477-2689/4445
Website: www.portguam.com



Eddie Baza Calvo
Governor of Guam
Ray Tenorio
Lieutenant Governor

May 28, 2015



INTER-OFFICE MEMORANDUM

TO: Division Heads
FROM: General Manager
SUBJECT: Proposed Creation of Position – Environmental Compliance Specialist

The Board of Directors at their meeting of May 27, 2015 authorized management to begin the process to create the Environmental Compliance Specialist position in the classified service.

To provide you with an opportunity to submit your inputs on the proposed position, we have posted the request to create the proposed position on the Port's website, under "News Releases" for your review and comments.

Please submit your comments, if any, to the Human Resources Division no later than June 11, 2015.

Should you have any questions regarding this request, please feel free to contact the Human Resources Division.

Sincerely,


JOANNE M.S. BROWN
General Manager

cc: Acting Personnel Services Administrator

PORT AUTHORITY OF GUAM

JOSE D. LEON GUERRERO COMMERCIAL PORT

1026 Cabras Highway, Suite 201 Piti, GU 96915

Phone: (671) 477-5931 Fax: (671) 477-2689

Website: www.portguam.com



News Release

FOR IMMEDIATE RELEASE

May 28, 2015

Creation of Position Environmental Compliance Specialist

In compliance with Title 4 of the Guam Code Annotated (GCA), the public is notified of the Port's request for the creation of the position *Environmental Compliance Specialist*. Request to the Board of Directors and supporting documents are available on the Port's website under "News Releases" for public review and comment.


Please submit your comment to the Human Resources Division no later than June 11, 2015. For more information, please contact the Human Resources Division at 477-5931, ext. 307.

- End -



ATURIDAT I PUETTON GUAHAN
Jose D. Leon Guerrero Commercial Port

PORTGUAM.COM
HOME SITEMAP CONTACT



NEWS RELEASES

2015

- ▣ 06/03/15: PAG Press Release - Business as Usual Temporary Office Relocations
- ▣ 05/28/15: News Release.Creation of Position Environmental Compliance Specialist
- ▣ 05/28/15: Enviornmental Compliance Specialist

2014



- ▣ 04/10/14: Ground Breaking Ceremony
- ▣ 01/24/14: Port moving forward with purchase of generators
- ▣ 03/14/14: Silibrasion Mes Chamorro at the Port

2013

- ▣ 09/03/13: Port awarded \$461,712.00 in federal port security grants
- ▣ 06/13/13: PORT LC4 - REEFER LINES BACK ON LINE
- ▣ 05/01/13: The Port Authority of Guam announces the appointment of Maria D.R. Taitano to serve as the new Comptroller for the Port
- ▣ 04/12/13: Port responds to Senator Tom Ada's inquiry on status of Port Enterprise Fund and Marine Service Life Extension (MSLE) Loan
- ▣ 04/12/13: Port to conduct ground breaking on Phase II Hagatna Marina Renovation & Site Improvements and Ribbon Cutting on completed dock repairs
- ▣ 04/12/13: Port To Break Ground On Long Awaited Modernization Projects
- ▣ 03/06/13: Port to conduct ground breaking on Phase II Hagatna Marina Renovation & Site Improvements Ribbon Cutting on completed dock repairs
- ▣ 01/29/13: Port to break ground on long awaited Modernization projects

2012

- ▣ 11/27/12: Fuel Oil spill contained at Port F1 pier
- ▣ 11/21/12: Port to Begin Nearly \$3 Million Worth of Security Upgrades
- ▣ 11/20/12: Agat Marina Repairs on the horizon
- ▣ 10/15/12: Acting Governor Proclaims October 15 – 19 as Guam Port Week
- ▣ 10/12/12: Cruise Sun Princess arrives tomorrow at the Port Authority of Guam
- ▣ 09/26/12: PUC Approves Port Insurance Contract and ANZ Commercial Loan.



Courtesy of Guam Homeland Security "Easy Ways to Help Prepare Your Family for Disasters"

Carmelita Nededog

From: Carmelita Nededog <cgcandoleta@portguam.com>
Sent: Thursday, May 28, 2015 3:04 PM
To: webcare@guamwebz.com
Cc: cgcandoleta@portguam.com
Subject: Re: News Release Creation of Position: Environmental Compliance Specialist
Attachments: ENVIORNMENTAL COMPLIANCE SPECIALIST.pdf; News Release.Creation of Position Environmental Compliance Specialist.pdf

PAG -Carmelita Nededog - 052815 - COB 052815

Kindly post the attachment to the following link: News Release

<http://www.portguam.com/information/news-releases>

Thanks,

Carmelita Candoleta Nededog
Acting Personnel Services Administrator
Port Authority of Guam
477-5931-4 extension 307
477-0069 (Fax)

"Coming together is a beginning. Keeping together is progress. Working together is success."

-----Original Message-----

From: XRXHR [<mailto:xerox@portguam.com>]
Sent: Thursday, May 28, 2015 3:31 PM
To: Carmen
Subject: ENVIORNMENTAL COMPLIANCE SPECIALIST

Please open the attached document. It was scanned and sent to you using a Xerox multifunction device.

Attachment File Type: pdf, Multi-Page

multifunction device Location: machine location not set
Device Name: XRXHR

For more information on Xerox products and solutions, please visit <http://www.xerox.com>

Carmelita Nededog

From: Carmelita Nededog <cgcandoleta@portguam.com>
Sent: Thursday, May 28, 2015 2:51 PM
To: admin@mvguam.com; editor@mvguam.com; sabrina@kuam.com;
kevin@spbguam.com; life@guampdn.com; news@guampdn.com; news@k57.com;
gerrypartido@gmail.com; isa@kuam.com; kenq@kuam.com
Cc: cgcandoleta@portguam.com
Subject: For Immediate Release - Creation - Creation of Position: Environmental Compliance Specialist
Attachments: News Release.Creation of Position Environmental Compliance Specialist.pdf
Importance: High

Please see attached.

News Release

For Immediate Release

Creation of Position - Environmental Compliance Specialist

Thank You,

Carmelita Candoleta Nededog
Acting Personnel Services Administrator
Port Authority of Guam
477-5931-4 extension 307
477-0069 (Fax)



ATURIDAT I PUETTON GUAHAN
Jose D. Leon Guerrero Commercial Port

"Coming together is a beginning. Keeping together is progress. Working together is success."

PORT AUTHORITY OF GUAM

JOSE D. LEON GUERRERO COMMERCIAL PORT

1026 Cabras Highway, Suite 201 Piti, GU 96915

Phone: (671) 477-5931 Fax: (671) 477-2689

Website: www.portguam.com



News Release

FOR IMMEDIATE RELEASE

May 28, 2015

Creation of Position Environmental Compliance Specialist

In compliance with Title 4 of the Guam Code Annotated (GCA), the public is notified of the Port's request for the creation of the position *Environmental Compliance Specialist*. Request to the Board of Directors and supporting documents are available on the Port's website under "News Releases" for public review and comment.

Please submit your comment to the Human Resources Division no later than June 11, 2015. For more information, please contact the Human Resources Division at 477-5931, ext. 307.

- End -

Contact: Acting Personnel Services Administrator Carmen C. Nededog

Phone: (671) 477-5931/5 Email: cgcandoleta@portguam.com



PORT OF GUAM

ATURIDAT I PUETTON GUAHAN

Jose D. Leon Guerrero Commercial Port

1026 Cabras Highway, Suite 201, Piti, Guam 96925

Telephone: 671-477-5931/35 Facsimile: 671-477-2689/4445

Website: www.portguam.com



Eddie Baza Calvo
Governor of Guam

Ray Tenorio
Lieutenant Governor

June 22, 2015

MEMORANDUM

TO: Board of Directors

FROM: General Manager

SUBJECT: Budget Transfer Request – Natural Disaster Account

As you are aware, the Port Authority of Guam's Administration Building experienced a fire incident on June 1, 2015. In light of this, request is being made to transfer \$20,000.00 from Claims Shortage Account and \$40,000.00 from CIP IT Upgrade JDE Account to Natural Disaster Account. This totals a budget transfer request of \$60,000.00.

This expenditure is to cover dirty/hazardous pay necessary to facilitate the recovery period as well as purchasing of emergency supplies to support the essential needs of the daily operations. The Port intends to submit these expenses as part of its claim for reimbursement.

I am available should you have any questions.


JOANNE M.S. BROWN



PORT OF GUAM
ATURIDAT I PUETTON GUAHAN
Jose D. Leon Guerrero Commercial Port
1026 Cabras Highway, Suite 201, Piti, Guam 96925
Telephone: 671-477-5931/35 Facsimile: 671-477-2689/4445
Website: www.portguam.com



Eddie Baza Calvo
Governor of Guam
Ray Tenorio
Lieutenant Governor

June 30, 2015

MEMORANDUM

TO: Board of Directors
FROM: General Manager
SUBJECT: Budget Transfer Request – Equipment Purchase

As you are aware, the Port Authority of Guam is in dire need of equipment purchase for purposes of cargo movement in operations.

Based on this, request is being made to transfer funds from CIP-Other Small Projects in the amount of \$334,000 and \$105,000 from CIP-IT A9.3 Upgrade JDE/Equipment to Equipment Account.

Funding request totals \$439,000 which will be utilized to purchase one (1) 10-ton Forklift and one (1) 20-ton Forklift.

I am available should you have any questions.


JOANNE M.S. BROWN



PORT OF GUAM
ATURIDAT I PUETTON GUAHAN
Jose D. Leon Guerrero Commercial Port
1026 Cabras Highway, Suite 201, Piti, Guam 96925
Telephone: 671-477-5931/35 Facsimile: 671-477-2689/4445
Website: www.portguam.com



Eddie Baza Calvo
Governor of Guam
Ray Tenorio
Lieutenant Governor

June 30, 2015

MEMORANDUM

TO: Board of Directors

FROM: General Manager

SUBJECT: Budget Transfer Request - Government of Guam: Liberation Day Parade

The Mayor's Council of Guam is spearheading the 71st Liberation Festivities. This year's theme is "The Spirit of Hope. The Colors of Freedom". As a participating agency, the Port Authority of Guam has established a Liberation Day Committee for purposes of planning and coordination to construct a float for the Liberation Day Parade.

Based on this, request is being made to transfer funds from the Recognition Awards Account in the amount of \$3,000.00 to Miscellaneous Account.

I am available should you have any questions.


JOANNE M.S. BROWN

Resolution No. 2015-05

RELATIVE TO APPROVING THE CREATION OF THE ENVIRONMENTAL COMPLIANCE SPECIALIST IN THE CLASSIFIED SERVICE AT A PAY GRADE I AS AUTHORIZED UNDER TITLE 4, GUAM CODE ANNOTATED, SECTIONS 6303(d) AND 6303.1

BE IT RESOLVED BY THE BOARD OF DIRECTORS OF THE JOSE D. LEON GUERRERO COMMERCIAL PORT:

WHEREAS, Title 4, Guam Code Annotated, section 6303(d) authorizes the General Manager to petition to the Board of Directors to create positions in the classified service; and

WHEREAS, on May 27, 2015, the General Manager petitioned the Board of Directors to create the Environmental Compliance Specialist in the classified service by providing its justification, essential details concerning the creation of the position, an analysis of similarities and differences between the position and positions listed pursuant to Title 4, Guam Code Annotated, Section 4101.1(d), the position description; and proposed pay grade and demonstration of compliance with Section 6301 of Title 4, and fiscal note as that term is described in Title 2, Guam Code Annotated, Section 9101 and any other pertinent information; and

WHEREAS, the Board of Directors at their regular meeting of May 27, 2015 authorized management to begin the creation process of the Environmental Compliance Specialist; and

WHEREAS, to ensure transparency and disclosure is conducted on the creation of the Environmental Compliance Specialist position and to comply with Title 4, Guam Code Annotated, Chapter 6, Section 6303.1, management notified the Port employees on May 28, 2015, written and electronic media on May 28, 2015 and posted its petition on the Port's website from May 28, 2015 to June 11, 2015; and

WHEREAS, at the regular meeting of July 1, 2015, management re-submitted its petition to the Board of Directors advising them that the Port complied with the transparency process as mandated by Title 4, Guam Code Annotated, Section 6303.1; now therefore be it

RESOLVED, that the Board of Directors approves management's petition to establish the creation of the Environmental Compliance Specialist position at a Pay Grade I in the classified service and authorizes management to transmit copies of such petitions to the Director of Department of Administration and the Legislative Secretary of the 33rd Guam Legislature as required under Title 4, Guam Code Annotated, Section 6303(d)(2); and be it further

RESOLVED, that the Chairman certify to, and the Secretary attest to, the adoption hereof and that copies of the same be thereafter transmitted to the Director of Department of Administration and Legislative Secretary of the 33rd Guam Legislature.

PASSED AND ADOPTED UNANIMOUSLY BY THE BOARD OF DIRECTORS THIS 1st DAY OF JULY, 2015.



FRANCISCO G. SANTOS
CHAIRMAN, BOARD OF DIRECTORS
PORT AUTHORITY OF GUAM



TIMOTHY T. KERNAGHAN
SECRETARY, BOARD OF DIRECTORS
PORT AUTHORITY OF GUAM



**Port Authority of Guam
Board of Directors Regular Board Meeting
July 1, 2015**

**Executive Summary
Request For Proposal, RFP No. 015-005
Independent Auditing Services**

PURPOSE: Request the Board of Directors to approve the contract award of the Independent Auditing Services, to Deloitte & Touche, LLP., pursuant to RFP No. 015-005.

BACKGROUND:

In April 30, 2015, a Request For Proposal (RFP) was issued to solicit Independent Auditing Services by advertising a public notice through a local newspaper. The deadline to submit the proposals was on May 29, 2015. Several firms have expressed their interest by registering and obtaining the package. Two (2) firms officially submit their proposals in response to the RFP.

Pursuant to Public Law 21-22 (Title 1 G.C.A § 1908), the Office of Public Accountability (OPA) shall select the auditing firm subject to Port's successful negotiation of fees. Additionally, the statute dictates the composition of the evaluation committee which shall be consisted of the following:

- Two members from PAG selected by the General Manager.
- Two members from the OPA.
- One member of the Guam Society of Certified Public Accountants, or other Accountants' Association, selected by the Public Auditor in consultation with PAG.

After careful evaluation of the proposals by the Evaluation Committee, the results were finalized and the Committee has determined the Deloitte & Touche, LLP, as the most qualified, responsive and responsible offeror.

The initial cost proposal submitted was for \$48,000 for each fiscal year subject to additional \$1,000 for every \$1Million federal expenditures plus out of pocket expenses. As part of RFP process, the cost negotiation committee reviewed the submitted fee proposal and presented a counter offer of \$45,000 for each fiscal year.

On June 22, 2015, Deloitte and Touche has sent their acceptance of the Port's counter offer. Summarized below are the agreed terms and conditions:

- **Fees:** **\$45,000** for each Fiscal Year plus \$1,000 for every \$1Million of federal expenditures and out of pocket expenses.
- **Contract Term:** Term is based on completion of financial audits for fiscal year 2015, 2016 and 2017.

LEGAL REVIEW:

The necessary documents pertaining to this project are prepared for review by the Port's legal counsel. Upon Board's approval of the award and Legal's approval of contract form, the agreement will be executed and issuance of the Notice of Award will follow thereafter.

FINANCE REVIEW:

Funding is available under the approved O&M Budget for fiscal year 2015.

RECOMMENDATION:

Management requests the Board of Directors' motion to approve the award to **Deloitte and Touche, LLP**, in the amount of **\$45,000.00** for each fiscal year (FY2015, 2016 & 2017). The company has been deemed to have met all the requirements set forth in the RFP and is consistent with the Guam Procurement Regulations.

Port Authority of Guam
Board of Directors Regular Board Meeting
July 1, 2015

Executive Summary
Invitation For Bid, IFB No. 015-003
GDP Marina Ejector Pump Repair Project

PURPOSE: Request the Board of Directors to approve the contract award to Pro Pacific Builders for the Hagatna Marina Ejector Pump Repair Project solicited under IFB-CIP 015-003.

BACKGROUND:

The solicitation of the above referenced project began on April 24, 2015 through public advertisement via Marianas Variety. As part of the procurement process, a Pre-Bid Meeting was held on May 7, 2015 followed by a site inspection. The bid submittal deadline and bid opening took place on June 5, 2015 at 2:00 p.m. in the Board Conference Room.

Although several firms expressed their interest by purchasing and acknowledging the bid package, only one (1) firm submitted a bid proposal before the bid deadline. The bid was opened in the presence of the other bidders and was read aloud by the Procurement & Supply Manager. The result is shown below:

BIDDER	BID AMOUNT	VARIANCE	
		from Gov't Est.	---
		\$	%
PRO PACIFIC BUILDERS	\$ 78,800.00	\$ 20,881.47	36%

In accordance with §3109 of the Guam Procurement Rules and Regulations, the bid is to be awarded to the lowest responsive and responsible bidder. After careful review and evaluation of the bid and the required submitted documents, the lone bidder, Pro Pacific Builders was determined to be the responsive, responsible bidder.

LEGAL REVIEW:

The necessary documents pertaining to this project are prepared for review by the Port's legal counsel. Upon Board's approval of the award and Legal's approval of contract form, the agreement will be executed and issuance of the Notice of Award will follow thereafter.

FINANCE REVIEW:

This project is funded by the US Department of Interior, Fish and Wildlife Service through Department of Agriculture with an approved budget of \$57,918.53.

RECOMMENDATION:

Management requests the Board of Directors' motion to approve the award to **Pro Pacific Builders**, in the amount of **\$78,800.00**. The company has been deemed to have met all the requirements set forth in the IFB and is consistent with the Guam Procurement Regulations.

Additionally, Management requests the Board's approval to utilize the CIP account to cover the difference of \$20,881.47 for this project.

**Port Authority of Guam
Board of Directors Regular Board Meeting
July 1, 2015**

**Executive Summary
Invitation For Bid, IFB No. 015-004
Concrete Catwalk Repairs, Left Side, Agat Marina Launching Ramp**

PURPOSE: Request the Board of Directors to approve the contract award to Pro Pacific Builders for the Concrete Catwalk Repair project solicited under IFB-CIP 015-004.

BACKGROUND:

The Procurement Office began the solicitation of the above referenced project on April 24, 2015 through public advertisement via Marianas Variety. As part of the procurement process, a Pre-Bid Meeting was held on May 7, 2015 followed by a site inspection. The bid submittal deadline and bid opening took place on June 5, 2015 at 2:00 p.m. in the Board Conference Room.

The bids were opened in the presence of the bidders and read aloud by the Procurement & Supply Manager. Two (2) firms submitted their bid proposal and the results are as follows:

BIDDER	BID AMOUNT	VARIANCE	
		from Gov't Est. ---\$80,000	
		\$	%
AIC INTERNATIONAL	\$ 168,821.00	\$ 88,821.00	111%
PRO PACIFIC BUILDERS	\$ 57,818.52	\$ (22,181.48)	-28%

In accordance with §3109 of the Guam Procurement Rules and Regulations, the bid is to be awarded to the lowest responsive and responsible bidder. After careful review and evaluation of the bid and the required submitted documents, both bidders were determined to be responsive, responsible bidders. However, the award shall only be awarded to the lowest bidder, being Pro Pacific Builder.

LEGAL REVIEW:

The necessary documents pertaining to this project are prepared for review by the Port's legal counsel. Upon Board's approval of the award and Legal's approval of contract form, the agreement will be executed and issuance of the Notice of Award will follow thereafter.

FINANCE REVIEW:

This project is funded by the US Department of Interior, Fish and Wildlife Service through Department of Agriculture with an approved budget of \$80,000.00

RECOMMENDATION:

Management requests the Board of Directors' motion to approve the award to **Pro Pacific Builders**, in the amount of **\$57,818.52**. The company has been deemed to have met all the requirements set forth in the IFB and is consistent with the Guam Procurement Regulations.



PORT OF GUAM
ATURIDAT I PUEYTON GUAHAN
Jose D. Leon Guerrero Commercial Port
1026 Cabras Highway, Suite 201, Piti, Guam 96925
Telephone: 671-477-5931/35 Facsimile: 671-477-2689/4445
Website: www.portguam.com



Eddie Baza Calvo
Governor of Guam
Ray Tenorio
Lieutenant Governor

June 18, 2015

MEMORANDUM

TO: Board of Directors
FROM: General Manager
SUBJECT: Travel Authorization Request:
APP 102nd Annual Conference

Association of Pacific Ports will be holding its 102nd Annual Conference on August 16-19, 2015 held in Kaohslung, Taiwan.

As the Port Authority of Guam is a member of the Association of Pacific Ports, participation in this conference will serve beneficial to the Port. The conference will be addressing vessel technology, port planning, engineering, automation, cruise terminals, Asian cruise market, pacific port trends and strategies. This will also allow for an opportunity to network with various other members within the association in sharing ideas and best practices relating to port operations and activities.

Board approval is hereby being requested for Board of Director Timothy Kernaghan and Deputy General Manager Felix Pangelinan to attend the conference.

Purpose: **APP 102nd Annual Conference**
Travel Date: August 16-19, 2015
Destination: Kaohslung, Taiwan
Participants: Director Timothy Kernaghan & Deputy General Manager Felix Pangelinan

Travel Accommodations:	\$2,050.20
Per Diem:	\$1,565.00
Registration:	<u>\$1,390.00</u>
Travel Expense:	\$5,005.20

I am available should you have any questions.


JOANNE M.S. BROWN



102nd ANNUAL CONFERENCE

Hosted & Sponsored by
Taiwan International Ports Corporation, Ltd.

Grand HI-Lai Hotel
Kaohslung, Taiwan ROC

August 16-19, 2015

[Click Here to Register](#)

When:

Sunday, August 16 -
 Wednesday, August 19, 2015

[Add to Calendar](#)

Venue Information:



Grand HI-Lai Hotel
 266 Cheng-Kung 1st Rd.
 Kaohslung 801, Taiwan ROC
 +866-7-213-5766

web: www.grand-hilai.com.tw
 email: rsv@grand-hilai.com.tw

The hotel is only a 20 minute taxi ride from the Kaohslung International Airport.

Hosted and Sponsored by:



**Taiwan International
 Ports Corporation, Ltd.**

Please click on the links to:

REGISTER for the Conference and to RESERVE your hotel room.

Don't miss this chance to discover more about timely port industry issues and economic trends. Take home valuable information that will benefit your port or business. There will be plentiful networking time to learn what's new and build stronger partnerships with your Pacific port colleagues.

Your companion is welcome to join you in Kaohsiung to experience the unique splendor and hospitality of Taiwan. You and your companion will enjoy tours of culturally-relevant and scenic locations. APP delegates may bring one companion at no extra cost!

Our conference venue, the Grand Hi-Lai Hotel, towers over Kaohsiung International Harbor offering breathtaking views, state-of-the-art conference facilities, and plenty of nearby attractions. For more information on visiting Taiwan, please visit the websites for the [Taiwan Tourism Board](#) and the [Tourism Bureau Kaohsiung](#).

Delegates and Companions will enjoy a tour of the Kao Ming Container Terminal and a boat tour of the Port of Kaohsiung. Numerous networking opportunities also include a

Important! [Click here](#) to download and print the hotel reservation form. After completing your form, email a PDF attachment of it to rsv@grand-hilai.com.tw Please contact APP staff with any questions.

- Block closes July 10th - Discounted Room Block Rates:

Superior Room -
One King Bed (single occupancy)
NT\$3,100 + 10% (approx \$110 USD)

Superior Room -
One King Bed (double occupancy) or
Two Twin Beds (double occupancy)
NT\$3,300 + 10% (approx \$117 USD)

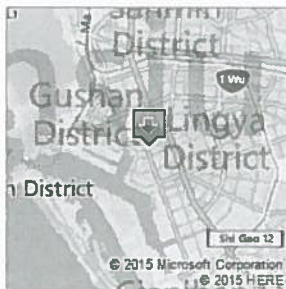
Superior Family Room -
One Twin Bed and One Double Bed
(3 person occupancy)
NT\$5,800 + 10% (approx \$206 USD)

Deluxe Family Room -
Two Double Beds (4 person occupancy)
NT\$6500 + 10% (approx \$231 USD)

Your Room Fee Includes:

Free breakfasts, welcome drink and fruit, free internet service, free use of health club facilities (gym, pool, and sauna), and free parking.

Hotel Cancellation Policy: Cancellations received withing 48 hours or no show on arrival date, a one night room rate charge will be assessed.



Driving Directions

Golf Networking Outing:



Welcome Reception and Dinner on Sunday, tours of the Hongmaogang Cultural Park, Kaohsiung City, Buddha Memorial Center, and a tour of Tainan City, including the Old Tait & Co. Merchant House. Delegates will also enjoy the Opening Ceremonies which include a native Taiwanese show.

Companions will have excursions to the Ten-Drum Cultural Creative Park at the Ciaotou Sugar Refinery, and a special tour of the Kaohsiung Rapid Transit Stations including Formosa Boulevard, Central Park, and Kaohsiung Main Public Library.

See you in Kaohsiung!

Conference Schedule:

Click to [VIEW](#) the Conference Schedule and Presenters.

Early Conference Registration Rates:

APP Members: \$695

APP Non-Members: \$895

Rates above are Early Registration Rates and increase by \$100 after July 10, 2015.

We now accept credit card payments through PayPal!
You may also pay by cash, check, or traveler's checks.

*Cancellations are accepted and fully refunded if made on or before July 30, 2015.
Substitutions in personnel are accepted until August 16, 2015.
Please contact us with any questions.*

Click Here to Register

We now accept credit card payments through PayPal!
You may also pay by cash, check, or traveler's checks.

**-- SPECIAL INCENTIVE TO REGISTER EVEN EARLIER --
REGISTER BY JUNE 26, 2015 TO BE ENTERED INTO A
DRAWING. YOU COULD BE ONE OF TWO LUCKY WINNERS
TO RECEIVE A \$50 AMAZON GIFT CARD!**



Sponsorship Opportunities:



**Taiwan International
Ports Corporation, Ltd.**

**PORT OF KAOHSIUNG
PORT OF TAICHUNG**

**PORT OF KEELUNG
PORT OF HUALIEN**

Sponsorships Levels:



You are invited to attend an optional golf networking outing on Sunday, August 16, 2015.

Golfers gather at 5:30 a.m. Space is limited so be sure to register early.

Golfers receive 18 holes of golf, club rental (if necessary), golf cart, and a meal.

Golfing is restricted to conference delegates and their companions.

<http://hsinyigolf.com.tw>



Contact:

Association of Pacific Ports
 Lisa Pomasl, Executive Director
 Brian Wright, Operations Manager
 Kersten Green, Administrative Assistant

P.O. Box 903
 Clackamas, Oregon 97015 USA
 1-503-653-5868
APP@PacificPorts.org
www.PacificPorts.org

Join our other fans and follow us on Facebook for the most up to date information on APP events.



PLATINUM - \$4,000

GOLD - \$3,000

SILVER - \$2,000

BRONZE - \$1,000


COPPER - \$500

Our valued sponsors receive recognition with:

- Logos on the Conference Poster & in the Conference Program
- Recognition in all newsletters and Conference mailings prior to and after the Conference
- Option to include information or promotional items in Conference bags and verbal recognition at the Conference

Sponsorships can be confirmed during online registration or by calling us at (503) 653-5868.

Taiwan Sights:



Conference Schedule:**Sunday, August 16, 2015**

- 5:30 a.m. Golf Networking Outing at Hsin Yi Golf Club
- RSVP required (Delegates & *Companions*)
- Breakfast Buffet is part of your hotel room rate and is available starting at 6:30 a.m.
(43rd Floor, Harbor Restaurant)
- 1:00-5 p.m. Check In / Registration (15th Floor)
- 2:00 p.m. Executive Committee Meeting (15th Floor)
- 6:00 p.m. Welcome Reception, Dinner and Entertainment (Delegates & *Companions*)
(9th Floor, Kam Bo Hall)

Monday, August 17, 2015

- Breakfast Buffet is part of your hotel room rate and is available starting at 6:30 a.m.
(43rd Floor, Harbor Restaurant)
- 9:00 a.m. *Companions depart for Companion Tour and Lunch:*
Ten-Drum Cultural Park at Ciaotou Sugar Refinery
- 9:30 a.m. Delegates Check In / Registration (15th Floor)
- 10:00 a.m. Welcome Ceremony and Festivities (Delegates) (15th Floor, Exhibition Hall)
- 10:30 a.m. Morning Networking Break and Refreshments (Delegates)
- 10:50 a.m. Plenary Sessions: (Delegates) (15th Floor, Conference Hall)
- 12:30 p.m. Luncheon (Delegates) (10th Floor, Cantonese Jade Restaurant)
- 2:00 p.m. Plenary Sessions: (Delegates) (15th Floor, Conference Hall)
- 2:30 p.m. *Companions Return to Hotel for Free Time*
- 3:00 p.m. Free Time (Delegates)
- 3:30 p.m. Tours of Port of Kaoshiung: Port Tour via TIPC Yacht, Kao Ming Container Terminal,
and Hongmaogang Cultural Park followed by Dinner at Hongmaogang Revolving Restuarant (Delegates & *Companions*)

Tuesday, August 18, 2015

- Breakfast Buffet is part of your hotel room rate and is available starting at 6:30 a.m.
(43rd Floor, Harbor Restaurant)
- 9:00 a.m. Plenary Sessions: (Delegates) (15th Floor, Conference Hall)
- 9:00 a.m. *Companions depart for Companion Tour and Lunch:*
Tours of Kaohsiung Rapid Transit Stations: Formosa Boulevard, Central Park, and Kaohsiung Main Public Library
- 10:20 a.m. Morning Networking Break and Refreshments (Delegates)
- 10:40 a.m. Plenary Session: (Delegates)
- 12:00 p.m. Luncheon (Delegates) (11th Floor, Pool Side Cafe)
- 1:30 p.m. Plenary Sessions: (Delegates) (15th Floor, Conference Hall)
- 2:00 p.m. *Companions Return to Hotel for Free Time*
- 2:30 p.m. APP Full Board of Directors Meeting (at least one representative from each port to attend) (15th Floor, Conference Hall)
- 3:00 p.m. Free Time
- 3:30 p.m. Tours of Kaohsiung City: This will likely be either the Kaohsiung Museum of History or Visiting Taiwan Yacht Manufacturing Company)(Delegates & *Companions*)
(meet in hotel lobby)
- 6:00 p.m. Return to Hotel for Free Time (Delegates & *Companions*)
- 6:30 p.m. Dinner, Entertainment, and Upcoming Events Preview (9th Floor, Kam Bo Hall)
(Delegates & *Companions*)

Wednesday, August 19, 2015

- Breakfast Buffet is part of your hotel room rate and is available starting at 6:30 a.m.
(43rd Floor, Harbor Restaurant)
- 8:30 a.m. Gather in Lobby for a Taiwanese Historic Trading and Cultural Tour in Kaohsiung and Tainan (Buddha Memorial Center, Anping Tree House, Old Tait & Company Merchant House, Anping Old Street, and Chihkan Tower) including Lunch and Dinner (Delegates & *Companions*)
- 8:30 p.m. Return to Hotel and Conference Adjournment (Delegates & *Companions*)