



PORT OF GUAM
ATURIDAT / PUEYTON GUAHAN
Jose D. Leon Guerrero Commercial Port
1026 Cabras Highway, Suite 201, Piti, Guam 96925
Telephone: 671-477-5931/35 Facsimile: 671-477-2689/4445
Website: www.portguam.com



Eddie Baza Calvo
Governor of Guam
Ray Tenorio
Lieutenant Governor

REGULAR MEETING OF THE BOARD OF DIRECTORS
Jose D. Leon Guerrero Port Authority of Guam
Thursday, April 24, 2014
11:45am

AGENDA

- I. CALL TO ORDER
- II. APPROVAL OF MINUTES
 - a. March 27, 2014 – Regular Board Meeting
- III. PUBLIC COMMENT:
 - a. Public Comments
 - b. Employee Comments
 - c. PAGGMA Association
- IV. GENERAL MANAGERS REPORT
- V. OLD BUSINESS
 - a. GEDA Loan Status
 - b. Port Modernization Program – Implementation Plan
 - c. Emergency Generator
 - d. Mobile X-Ray Screening Machine
 - e. Rubber Tired Gantry
 - f. Mobile Harbor Crane
 - g. Guam YTK Corporation
- VI. NEW BUSINESS
 1. Fiscal Year 2014 – Mid-Year Budget
 2. Procurement Contract
 3. OAE Technical Services
 4. Amendment to Bylaws
 5. Bill No. 283-32 – Port Authority Master Plan Update 2013
 6. Travel Authorization:
 - a. Department of Homeland Security, Improvised Explosive Device Course, May 5-8, 2014, New Mexico
- VII. EXECUTIVE SESSION
 - a. Open Legal Issues
 - b. Personnel Matters
- VIII. ADJOURNMENT



PORT OF GUAM
ATURIDAT I PUETTON GUAHAN
Jose D. Leon Guerrero Commercial Port
1026 Cabras Highway, Suite 201, Piti, Guam 96925
Telephone: 671-477-5931/35 Facsimile: 671-477-2689/4445
Website: www.portguam.com



Eddie Baza Calvo
Governor of Guam
Ray Tenorio
Lieutenant Governor

**MINUTES OF THE
REGULAR MEETING OF THE BOARD OF DIRECTORS
Thursday, March 27, 2014**

I. CALL TO ORDER

There being a quorum, the regular meeting of the Board of Directors was called to order at 11:45 a.m., Thursday, March 27, 2014. Present at the meeting were:

Francisco Santos, Chairman
Shelly Gibson, Board Secretary
Timothy Kernaghan, Member
Joanne M.S. Brown, General Manager
Maria D.R. Taitano, Deputy General Manager (Admin/Finance)
Felix R. Pangelinan, Deputy General Manager (Operations)
Atty. Michael Phillips, Legal Counsel

Absent was Vice Chairperson Christine Baleto. Also present were Oscar Calvo; MARAD/EA-Chip Brown; Parsons Brinckerhoff-Rob van Eijndhoven; Office of Senator Tom Ada-William Brennan; KUAM-Mindy Aguon and Port Management staff.

II. APPROVAL OF MINUTES

- a. **February 17, 2014 – Regular Board Meeting**
- b. **February 26, 2014 – Special Board Meeting**

Ms. Gibson made motion to approve the minutes of February 17, 2014 and February 26, 2014 subject to correction. The motion was seconded by Mr. Kernaghan and was unanimously passed.

III. PUBLIC COMMENT

- a. **Public Comment:** None.
- b. **Employee Comment:** None.
- c. **PAGGMA Association:** Mr. John B. Santos, Vice President said the association came in fourth place on the Paddles Against Cancer and second place for the DPR GovGuam Softball league. A car-wash fundraiser will be held on April 12, 2014 for the Plane Pull event. All events are to support the Relay for Life. Mr. Santos thanked all the sponsors for their support.

IV. GENERAL MANAGER'S REPORT

The General Manager's report was provided for Board's information. Following key items were reported as follows:

1. **Port Master Plan Update 2013:** A public hearing was held on March 13, 2014 before the Guam Legislature on the Port Master Plan Update 2013. The legislature has a sixty day timeline to take action.

2. **2011 Coast Guard Violations:** On February 13, 2014, a follow-up notice was received by U.S. Coast Guard regarding a violation that was assessed back in October 6, 2011 in the amount of \$8K and for unknown reasons has yet to be paid for by the Port. As a result, said amount has since increased to \$9,400.18 which includes interest. The violations noted then were 87 deficiencies relating to smoking in non-designated areas, inadequate equipment-motor vehicles, rubbish and waste materials, fire extinguishing equipment, inadequate portable extinguishers and exposed wiring. In order to avoid any increase in penalties, payment was made on March 20, 2014. In another incident, management is currently verifying a possible violation notice in the amount of \$7K and will provide an update to the Board as soon as further information is obtained on the corrected amount. The General Manager noted that the deficiencies identified have since been corrected by the Port on a follow-up inspection of January 18, 2012.

On January 24, 2014, during a follow-up inspection, the Port was cited for failure to implement facility security measures for access control and was imposed a fine of \$3K. The repairs to the fencing have since been completed. As part of the Phase III port modernization projects, the General Manager mentioned that the U.S. Coast Guard has been informed on the replacement of the Port perimeter fencing where a new extension to the CMU wall will be constructed and all existing fencing will have new chain link fences installed.

On March 20, 2014, the Port received a notice of violation from U.S. Coast Guard in the amount of \$500.00 where smoking was performed in a non-designated smoking area. The maximum penalty for this violation can go up to \$32K. As result of this violation notice, a memorandum was issued to Port employees, port users group, tenants, truckers and patrons on the prohibition of smoking beyond the main gate area and have identified designated smoking areas outside of such perimeter, effective March 21, 2014. The primary reason for this action is for safety purposes to avoid combustible/flammable fuel and materials from igniting creating a danger to port employees as well as those conducting business at the Port. Secondly, these are fines being imposed to the Port on actions that could very well be readily addressed and prevented. Mr. Kernaghan asked what action is taken against port employees caught smoking in non-designated smoking areas. The General Manager said those found smoking in non-designated smoking areas or unauthorized areas will be subject to disciplinary action.

3. **Agat Boat Marina Restaurant and Shop Facility:** Notice was published on the availability of the Agat marina restaurant facility which resulted in three submittals. The proposals are currently being reviewed and evaluated by the Commercial division.

4. **Status of Generation Procurement:** After having issued bid notice on the procurement generators as indicated in the prior board meeting, a protest have been filed which the General Services Agency (GSA) concluded to be without merit. The Port then provided a response on a vendor submittal identifying specifications that were met and those that were deficient which was forwarded to GSA for review.

5. **Commercial Dive Company Permits:** At the previous meeting, the Board adopted the proposed fee structure for certain water and landside activities conducted on port property. As authorized under the port terminal tariff, the General Manager said an interim rate was then established for 'for-profit' operations including but not limited to dive permits in the form of an operational vendor fee on activities conducted at the Outhouse Beach facility. Such rates shall remain in effect for six months until the Public Utilities Commission approves the Port's proposed fee structure, whichever comes first.

6. **Retirement Fund on Long Term Disability Issues:** On February 21, 2014, management met with Retirement Fund Director Paula Blas to discuss the long term disability (LTD) issues and impact on the Port. The Port currently has seven port employees under this program that covers a timeframe of two years to thirteen years. During discussions, Director Blas indicated that Standard Insurance Company (SIC) provides the monthly payments to LTD members that receives $66\frac{2}{3}\%$ of their salary. The Port pays a monthly premium of \$4.75 per employee. The status of such member employee is determined on a yearly basis by SIC with an evaluation of annual physical exams. The General Manager said the concern for the Port is that once an employee is classified as an LTD, their position is held in abeyance until the possible return of such employee. She pointed out that this impacts port operations as the Port is then unable to fill those positions. The General Manager expressed that the Port should have the flexibility to fill critical positions when necessary. As an option, Director Blas recommended that the Port create two separate staffing patterns inclusive of LTD's and the other without for Board consideration in order to allow the service of port operations to continue. Director Blas also relayed that she will follow up with Department of Administration as this matter was brought up two years ago.

7. **Survey of Gantry 2 and RTGs:** GSA informed the Port that the initial bidder transferred their rights to the RTG and Gantry 2 to a third party and because the former owner and third party failed to further communicate with GSA, GSA then cancelled the bid for failure to comply. In a meeting held March 19, 2014 between Port and GSA, and in order to accelerate the dismantling of the RTG's, the recommendation was for such equipment to be returned back to the Port and GSA will facilitate the surveying of the RTG materials. This approach may also be attempted for Gantry 2.

8. **Public Utilities Commission:** PAG Docket 14-03 regarding an agreement with Tristar Terminals, Guam Inc. for the management and operation of the F-1 fuel pier facility will go before the PUC commissioners on March 31, 2014. The Port also petitioned PUC to review and approve the service agreement with Marine Technical Services, Inc. for professional and technical services of a Performance Management Contractor for the operation and maintenance of port cranes; a service mandated by Public Law 31-145.

9. **USDA Loan:** On March 5, 2014, the Port responded to USDA relaying the Port's continued interest in the \$2M community facility loan and requested that the loan be reprogrammed to secure the acquisition of cargo handling equipment needed for port operations. USDA was also informed that the Port is not able to proceed with the \$25M community facility direct loan at this time.

V. OLD BUSINESS

a. **GEDA Loan Status:** Mrs. Maria D.R. Taitano, Deputy General Manager of Admin/Finance (DGMA) mentioned that the review process has since been completed by all parties concerned. The Port will arrange for a signing ceremony corresponding to the Governor's schedule.

b. **Port Modernization Program – Implementation Plan:** (Item addressed under General Manager's report as it relates to the Master Plan Update 2013.)

c. **Emergency Generator:** (Item addressed under General Manager's report.)

d. **Mobile X-Ray Screening Machine:** Pending GSA response as to status. Mr. Kernaghan understands this matter has been in the procurement process for quite some time and perhaps going through federal GSA is an alternative to be considered at this point. The General Manager agrees, however, as a matter of the Administration's policy, all local efforts need to be exhausted. Mr. Kernaghan appreciates the idea of accommodating local vendors; but because local procurement has been attempted for awhile, impedes in the process of the Port fulfilling a grant compliance and national requirement. He expressed that by the next Board meeting, discussions need to be made on moving forward with federal GSA.

e. **Rubber Tired Gantry:** (Item addressed under General Manager's report.)

f. **PAG-CIP-013-001 Motor Operated Valve-Golf Pier Fuel Pipelines:** The General Manager said the Port received a request for change order from the contractor on the motor operated valve (MOV) installation project in the amount of \$89,388.72. The control panel received was high tech from the original design and requires additional conduits and wires in order to accommodate the size requirement of the MOV electronic control panel. As funding is available for this change order, Board approval is now being requested. Mr. Kernaghan asked why wasn't the \$89K plus need indicated at the time of the original bid. He expressed concern that the award has been made and questions whether another bidder could have won this contract were it not for the change order now being requested. The General Manager understands that

Mobil desires to have lines run from the pier to Mobil's office for control purposes when necessary. She said the end product unfortunately is to find out during the process that it does require additional funding for the conduits to be able to accommodate all the additional wirings necessary for the digital control panel. Mr. Kernaghan asked whether Mobil developed the original specifications for the MOV. Mr. Simon Delos Santos, Engineer Manager explained that the original design calls for two control panels: one at the wharf and the other at Mobil office with a distance of 1800 linear feet away using a 1½ inch conduit and specific wires. The original design also calls for the installation of a Flowserve model type but will take a year for delivery to Guam. He said it was at that point that Mobil recommended the use of a Rotork MOV as it is currently used on Mobil facilities and can be delivered within a six month period. After having reviewed the Rotork MOV by Port Engineering consultant it was determined to be within the performance specifications as the original design and was then purchased. When the item was received the control panels were digital and high tech and did not correspond to the measurements of the wires or the conduits on hand and in order for the control panel to function, additional wires and conduits of compatible dimension is necessary. Mr. Kernaghan asked whether the contractor after having been awarded the contract later informed the Port that they were not able to secure the required materials. Mr. Delos Santos replied that is not the case, and mentioned that this was an unknown circumstance. Mr. Kernaghan expressed discomfort to reward the contractor with over \$89K even though they failed to deliver on a key part. He said the contractor should have known it would take a year to fabricate the parts necessary. Mr. Delos Santos said the materials are not shelf items that can easily be purchased as it has to be fabricated and taken apart, and processed through from state to state.

After some discussion, the Chairman asked what would be the impact in the event this project is not completed. The General Manager said the process would probably come to a standstill which could ultimately affect the construction and installation of the new Mobil pipeline which involves Federal Highway where even the U.S. Coast Guard have expressed concerns on the conditions of those pipelines. Impact will also be made between the relationship of Mobil and Cementon Micronesia as the cement operation was contingent upon the installation of the MOV. Mr. Kernaghan reiterated his frustrations with how the bidding process materialized, but understanding the nature that is involved will not stand in the way of the true operational needs of the Port and understands why this is necessary. He proposed to proceed with the vote, but that the concerns raised regarding the \$89K expenditure be negotiated with Mobil. Mr. Glenn B. Nelson, Commercial Manager said in understanding the relationship with Mobil in this particular issue is two-fold: Mobil as Manager of a Port facility and Mobil as a tenant contemplating the installation of electronic equipment onto a Mobil leased area. He mentioned that Mobil is the Manager of the facility, but the desired location of the installation is outside Mobil's purview as a Manager. Mr. Nelson suggested that perhaps discussions with Mobil be made in the possibility of a shared cost. Ms. Gibson expressed disappointment as it seems that the solution is always through change order which exaggerates the Port's budget. The Chairman advised management that going forward to ensure upon contract award that all parties understand the specification requirements and any changes beyond the scope would be at the cost of the contractor.

Mr. Kernaghan made motion to approve the Change Order No. 1 at \$89,388.72 of PAG-CIP-013-001 Motor Operated Valve-Golf Pier Fuel Pipelines project subject to including the same sum in negotiated settlement discussions with Mobil. Motion was seconded by Ms. Gibson and was unanimously approved.

RECESSED

At this time, the members agreed to take a break. The meeting recessed at 12:50 p.m.

RECONVENED

The members reconvened the meeting at 1:15 p.m.

VII. NEW BUSINESS

1. **Ratification of Deputy General Manager:** Ms. Gibson made motion to ratify Mr. Felix R. Pangelinan as the Deputy General Manager of Operations (DGMO), seconded by Mr. Kernaghan and was unanimously approved.

2. **GSA Vehicles Procurement:** The DGMO mentioned that several divisions have requested to procure new vehicles in support of their day-to-day operations; however, the budget currently does not allow for an expenditure of this nature. As an alternative, GSA receives surplus equipment from local and federal governments and through this venue, the Port would be able to acquire vehicles which at this time serves to be reasonable and cost effective. Based on this, Board approval is being requested to transfer funds from Equipment Rental at \$12K and Marketing at \$8K; totaling \$20K. The Chairman was concerned that it would cost more to maintain used vehicles as oppose to procuring brand new ones and wondered whether this would be a practical approach. Aside from the limited budget, the DGMO said the predicament management faces at this time is the shortage of port vehicles to support the critical operational needs of the administration and operation departments. He assured the members that staff will be selective on the type of used vehicles being acquired ensuring its performance that will at the very least last two years. Mr. Kernaghan commented that the safety of port personnel is a priority in the selection of used vehicles, and he also advised management to acquire only what is needed.

Mr. Kernaghan made motion to approve the transfer of funds from Equipment Rental at \$12,000.00 and Marketing at \$8,000.00; totaling \$20,000.00 for purposes of acquiring used vehicles through the General Services Agency. Motion was seconded by Ms. Gibson and was unanimously approved.

3. **Terminal Operating System Implementation Program:** At this time and without objections, the Board recognized the presence of Mr. Rob van Eijndhoven, PB Consultant to provide a presentation on the terminal operating system (TOS) implementation program. Mr. Eijndhoven thanked the members and presented the following items:

- Terminal Operating System Implementation
 - Type of terminal operating system software/hardware needs
 - Business analysis
 - Project plan
 - Service requirements for container handling, breakbulk, harbor master, shipping lines, customs, port police, and finance.

For information, Mrs. Alma B. Javier, Procurement Manager said the implementation program Task Order No. 1 provides for the assessment and structural analysis. Upon completion, she indicated that Task Order No. 2 will determine the turn-key compensation structure as well as the necessary components of the TOS program based on port needs and operational requirements which will be presented to the Board for consideration.

With respect to Task Order No. 2, Mr. Kernaghan asked whether there are options for source of funding or whether the Port will bear the cost at 100%. The General Manager said she anticipates that the Port will fund the cost of the TOS program.

4. **Mobil – Golf Pier Maintenance Fee Claim:** In an effort to resolving long standing issues between the Port and Mobil and having presented to the Board in past regularly held meetings, the DGMA presented the Board with an updated version of the proposed settlement agreement addressing the following four categories: rebate claim, golf pier maintenance fee claim, manager’s compensation claim, and unpaid interim rent claim. She mentioned that on March 6, 2014, management met with Mr. Leo Manlapaz, Mobil representative and was able to reach an agreement to offset the rebate claim from the manager’s compensation claim resulting in a new adjustment total now due Mobil, totaling \$15,274.49 for this particular category and therefore seeks Board’s consideration on the internal action made by management.

Further into meeting discussions with Mobil as it relates to golf pier maintenance fee claim, the DGMA mentioned that Mobil claims \$192K resulting from the then-General Manager Kenneth Tagawa’s letter back in October 2007 to having agreed to a four year retroactive application of \$4K per month maintenance fee for a period of January 2004 thru December 2007. She mentioned that after having conducted research on this particular item, it was found that this matter was not presented to the Board for approval. As this item is tethered to the unpaid interim rent claim, it is being provided to the Board for informational purposes as staff will continue to hold further discussions with Mobil of which will be presented to the Board at a later time. The General Manager requested for legal counsel to look into this issue and provide guidance. There were no objections by the members.

Ms. Gibson made motion to authorize management to pay the sum of \$15,274.49 resulting from an adjustment of the rebate claim and manager’s compensation claim between the Port and Mobil. Motion was seconded by Mr. Kernaghan and was unanimously approved.

5. **Board Resolution No. 2014-03 – Facility User Fees:** Mr. Kernaghan made motion to approve Board Resolution No. 2014-03 relative to the approval of the facility user fee of the Port Authority of Guam, seconded by Ms. Gibson and was unanimously approved.

6. **Board Resolution No. 2014-04 – Open Space Escalation Fee:** Ms. Gibson made motion to approve Board Resolution No. 2014-04 relative to setting facility lease and use rates of the Port Authority of Guam. Motion was seconded by Mr. Kernaghan and was unanimously approved.

7. **Board Resolution No. 2014-05 – F1 Management and Operations:** Ms. Gibson made motion to approve Board Resolution No. 2014-05 relative to the approval of Tristar Terminals, Inc. for the management and operations services for F-1 fuel pier facility. Motion was seconded by Mr. Kernaghan and was unanimously approved.

8: **Board Resolution No. 2014-06 – Performance Management Contract:** Ms. Gibson asked the cost associated with the Performance Management Contract (PMC). Mrs. Javier mentioned that the contractual service is at a rate of \$85K monthly. Ms. Gibson asked whether certification training will be provided for port personnel. The DGMO replied positively. A query was made on the estimated savings from the existing arrangement with Matson versus the PMC which was at \$20K.

Referring back to the monthly rate, Mr. Kernaghan asked whether that amount can be exceeded. Mrs. Javier said the monthly rate is a fixed fee, not including work performed outside the scope of the contract. The General Manager added that any additional work performed will require the approval of management or when necessary, the Board.

Mr. Kernaghan made motion to approve Board Resolution No. 2014-06 relative to the approval of Marine Technical Services, Inc. as the Performance Management Contractor, seconded by Ms. Gibson and was unanimously approved.

9. **Travel Authorization:**

a. **Department of Homeland Security, FEMA, Emergency Management Institute – IEMC All Hazards Preparedness and Response Training, April 21-24, 2014, Emmitsburg, Maryland:** Ms. Gibson made motion to authorize travel for port personnel to attend Department of Homeland Security, FEMA, Emergency Management Institute-IEMC All Hazards Preparedness and Response Training scheduled for April 21-24, 2014 held at Emmitsburg, Maryland. Motion was seconded by Mr. Kernaghan and was unanimously approved.

b. **2014 Annual Homeland Security National Conference, Philadelphia, PA, May 20-22, 2014:** Ms. Gibson made motion to authorize travel for port personnel to attend the 2014 Annual Homeland Security National Conference scheduled for May 20-22, 2014 held at Philadelphia, PA. Motion was seconded by Mr. Kernaghan and was unanimously approved.

VII. EXECUTIVE SESSION

No executive session matters discussed.

VIII. ADJOURNMENT

There being no discussion, it was moved by Ms. Gibson and seconded by Mr. Kernaghan to adjourn the meeting at 2:00 p.m. The motion was unanimously passed.



MARY MICHELLE GIBSON, Board Secretary, Board of Directors

APPROVED BY:



FRANCISCO G. SANTOS, Chairman, Board of Directors



General Manager Report
To
PAG Board of Directors
April 24, 2014

General Port Operations

Veto Request for Substitute Bill No. 283-32

On Wednesday, April 23, 2014, GM submitted a letter to Governor Calvo relaying the Port concerns on Substituted Bill No. 283-32 “An Act to Adopt the CIP Schedule, Strategic Recommendations, and Land Use Designations in the Jose D. Leon Guerrero Commercial Port of Guam Master Plan Update 2013 Report.” The GM informed the Governor that the substituted bill contained changes from the original bill that was not discussed with or concurred by the Port. She also relayed that it was considerably unfortunate that Port Management was asking the Governor to veto the bill as the Port of Guam employees and Consultants had worked very hard over many months and invested considerable effort to initiate this update for the Port Master Plan that was reflective of the needs to move the Port forward.

Of considerable concern after reviewing the substituted bill by Senator Tom Ada and Senator Rory Respicio, is that the revised bill impacts the ability of our Board and the Port to determine the priority for the expenditures of its revenue, and statutorily limits the Port’s autonomy in developing policy and directing overall capital improvements for the Port.

The amended language contained in Substituted Bill 283-32 places constraints on the ability of the Board and Port to administer Port projects and fund other capital improvements projects they determine necessary. The substitute bill contains provisions which are in direct conflict with the policy and decision-making responsibility for revenue expenditures for the functions and facilities of the Port, which fall under the Duties of the Board of Directors, as per 12 GCA, Chapter 10, Sec. §10101.

Amendments made to the substituted bill would move up the Industrial Terminal Facilities for the F-1 and Golf Pier up in the priority listing for CIP funds, but would diminish the ability for

the Port Board to address continued maintenance and improvements at the Gregorio D. Perez Hagatna Marina and the Agat Marina. The Port has obtained a total of \$5,804,105.05 in federal funds for both marinas with an investment of only \$401,700.00 from Port funds totaling \$6,089,205.05.

Under Section 2 a (3) of Substitute Bill No. 283-32 "Use of Port revenues for capital improvements to facilities and equipment outside of the Container and Marine Industrial Terminals (inclusive of Berth F-1 and G Pier) shall be of lower priority subject to exceptions related to the mitigation of natural disaster and threats to public safety." This language in particular concerns the Port as it would be prevented in addressing routine maintenance of these facilities short of imminent public safety issues or a natural disaster.

The Port was tasked thirty years ago with the responsibilities to maintain the marinas under Public Law 17-71.

The language contained in the substitute bill also impacts current projects related to the Harbor of Refuge.

The GM also relayed to the Governor that the "Jose D. Leon Guerrero Master Plan Report" was developed with input from all stakeholders, to include the Port Users Group, the Legislature, and the Office of the Governor, to ensure a balanced and harmonized plan that represents the short term and long range needs of our users and community. Note, also, that the Port's Master Plan was submitted to the Legislature after the Bureau of Statistics and Plans conducted a public hearing for the plan on December 23, 2014, in compliance with the provisions of 5 GCA, Chapter 1, §1206. Plan Adoption. BSP additionally sought input from Government of Guam regulatory agencies involved in the Federal Consistency Review process, to include the Guam Environmental Protection Agency, the Department of Public Works, the Department of Land Management, and the Division of Aquatic and Wildlife Resources. The master plan report has also been approved by Rear Admiral T.D. Payne, Commander, Joint Region Marianas, on behalf of the Secretary of the Navy, in compliance with Quitclaim Deed N6742-93-RP-00079 on January 21, 2014. Unfortunately the changes in Substituted Bill No.283-32 did not go through the same review process.

USDA \$2 Million Community Facility (CF) Direct Loan

On Monday, March 31, 2014, the GM forwarded a letter to USDA Area II Director Joseph Diego confirming the Port's continued interest in the \$2 million CF Direct Loan. The GM requested that the loan be reprogrammed to secure the purchase of cargo and maintenance equipment needed for Yard operations. The GM also requested that in the event there were funds after the

requested equipment had been purchased by the Port, that the remaining funds would still be eligible for the intended loan purposes.

The Port provided USDA with its financial statements, SF-3881 Electronic Funds Transfer Payment Enrollment Form, and a cost break-down of the equipment.

The following equipment has been prioritized for purchase:

- a. Terminal Yard Tractors(8 each)
- b. Telescopic Boom Lift(126ft)
- c. Portable utility air compressor 375 CFM
- d. Compact Articulated Boom Lift(33')
- e. Industrial Street Sweeper
- f. Portable dual operation welding machine (2)
- g. Ston Fork Lift (3)

The term of the loan will extend for a period of seven (7) years at an interest rate of \$4.1250%. The monthly payment for the loan is \$27,460. A ten (10%) percent reserve of \$2,746 has been set aside for the life of the loan.

The Deputy GM for Finance and Administration is the primary point of contact with USDA on this loan request. The GM will keep the Board updated on the status of the loan and will move forward with the acquisition of the equipment once the loan details are finalized.

The last significant Yard equipment purchased by the Port was four (4) Top Picks in 2011. Prior to this, the Port purchased tractors and side loaders over twelve years ago in 2001-2002. The side loaders have already met their lifetime performance requirements and are now being surveyed out by the Port.

Payment of Coast Guard Penalty

On Monday, March 31, 2014 the GM approved the request for payment to address the \$3,000 Notice of Violation from the U.S. Coast Guard (TK00248042) issued on Wednesday, January 24, 2014 for Failure to Implement Facility Security Measures for Access Control.

As reported to the Board during its Thursday, March 27, 2014 meeting, the Port has since procured the needed material to address the fence repair cited by the Coast Guard and is in coordination with MARAD to address the replacement of chain link fencing and is in the process of contracting for the refurbishment of the current CMU wall from its Port Security Grant. The new extension to the CMU wall will be constructed as Part of Phase III of the Port Modernization projects to encompass the length of Route 11 to the entrance of the new Gate

House. The remaining perimeter of all existing fencing will have new chain link fences installed with concrete post columns with the completion of Phase III of the Yard expansion next year.

Port Security Grant Program Approval for Procurement of Generators from Federal GSA

On Wednesday, April 09, 2014 the Port received the approval from Department of Homeland Security FEMA Program Analyst Kevin Groves for the Port to move forward with the purchase of generators, automatic transfer switches and day tanks from the GSA Schedule 56.

The Port is awaiting additional information on the generator pricing to include freight charges and verification that Port specifications can be met for Federal GSA procurement. The anticipated delivery date for the generators is 105 days.

The Port is also awaiting pricing information to include freight charges for the automatic transfer switches that are anticipated by next week. The Port will forward the information to GSA once it is received.

The Port has also received all needed information with regards to the pricing for the day tanks to include accessories and freight charges and anticipates the requisition to be updated as soon as other data is received.

Status of Mobile Screening System

The Port received noticed that the lowest bidder for the Mobile Screening System was over \$2 million which exceeds the funding allocated for the purchase of the screening equipment. The Port is in the process of making a formal request to GSA to determine if it can procure the screening equipment through Federal GSA.

Status of Procurement Power Line Replacement for LC-3

GSA awarded the procurement of the underground power line for LC-3 that service the CFS Building and High Tower to G4S. The Port is anticipating the arrival on-island of the power lines on Friday, April 25, 2014 with the installation by the Port's electricians by next week.

Invitation for Bid Notice for Marine Service Life Extension – Wharf Repair Project

With the signing by Governor Eddie Calvo of the bank documents for the closing of the \$10 Million Dollar Commercial Loan Agreement with the Bank of Guam on Thursday, April 3,

2014, the Port is now in the process of moving forward with the bid procurement for a contractor to address the repairs of F-5 Wharf and other wharf improvements.

On Monday, April 21, 2014 the Port published a notice in the Marinas Variety for bid announcement for IFB No. PAG-CIP014-005 Marine Service Life Extension, Wharf Repair Project. Bid for this project will be received up until Tuesday, May 27, 2014. A pre-bid meeting will be held on Wednesday, May 7, 2014 to be followed by a site tour of the project location.

On Thursday, April 3, 2014, a signing ceremony was held for the closing of the \$10 Million Dollar Commercial Loan Agreement with Bank of Guam. The majority of the proceeds from the \$10 million loan will fund the Marine Service Life Extension (MSLE) project.

The GM will keep the Port Board updated on the status of this bid procurement.

RFP for Construction Management Services Marine Service Life Extension Project

On Monday, April 21, 2014 the Port's notice for the Request for Proposal No. RFP-PAG-014-003 for Construction Management Services for the Marine Service Life Extension Project was published in the Pacific Daily News. The deadline for interested Offerors to submit a proposal is Thursday, May 22, 2014. A Request for Inquiries (RFI) deadline has been scheduled for Thursday, May 1, 2014.

Visit of MARAD Administrator

The GCPI Program has served as a model of cooperation between Federal Government and the Port of Guam. This sentiment has been echoed by MARAD and was relayed by MARAD Acting Administrator Paul "Chip" Jaenichen during his remarks at the Phase III ground breaking ceremony that was held on Monday, April 14, 2014. Administrator Jaenichen traveled to Guam to attend the ceremony and relay the importance of the continued partnership between MARAD and the Port in the success of the GCPI Program. He also had an opportunity to tour the Port Yard and see first-hand the status of the construction projects including the completed CFS Building and the expansion of the Break Bulk Yard with the completed demolition of Warehouse II.

Administrator Jaenichen met with Governor Calvo, Vice Chairperson Baleto and the GM in a meeting with the Secretary of Transportation Anthony Foxx in Washington DC in December of 2013.

PUC Hearing on Request for Review and Approval of Agreement with TriStar Terminals Guam, Inc.

A hearing was held on Monday, March 31, 2014 for the PUC to address PAG Docket 14-03, Request for Review and Approval of Agreement with Tristar Terminals Guam, Inc., ALJ Report and Proposed PUC Order. Attending this hearing on behalf of the Port was the GM, Deputy GM for Administration and Finance, Deputy GM for Operations, Commercial Manager Glenn Nelson, Procurement and Supply Manager Alma Javier and Accountant III Richard Quiambao.

The Port had originally issued a Request for Proposal for services for the management and operations of PAG's F-1 Fuel Pier Facility on March 27, 2013. Originally, there were four (4) firms that submitted proposals and were evaluated and ranked by the Port's Evaluation Committee. IP&E Holdings, LLC dba IP&E Guam was selected as having the highest ranked proposal. Tristar was initially selected as the second ranked proposal.

On June 17, 2013 Tristar filed a protest with the Port conveying that the RFP for the F-1 Fuel Pier was "vague and confusing" and that the Port's responses to questions concerning the RFP "were incomplete and inaccurate." On August 21, 2013 after evaluating the protest by Tristar, the Port denied the protest that it determined to be untimely.

The Port moved forward with its negotiations with IP&E that turned out to be unsuccessful due to "further discussions with IP&E may result in limiting the scope of work and further delay in the project." As a result, the Port then moved forward with negotiations with Tristar for the F-1 Fuel Pier.

Administrative Law Judge Joephet Alcantara recommended to the PUC that the Commission approve the proposed F-1 Fuel Pier Facility Management and Operations Agreement with an estimated annual cost of \$555,180. The PUC voted to approve the contract unanimously on the evening of Monday, March 31, 2014 and a signed copy of the PUC approval was forwarded to the Port on Tuesday, April 01, 2014.

PUC Meeting on PMC Contract for Marine Technical Services

On Thursday, April 24, 2014, the PUC will be holding a regular business meeting at 6:30 p.m. on PAG Docket 14-04, Petition for Contract Review of PMC Contract with Marine Technical Services. The Administrative Law Judge will be providing his proposed order on this contract. Port Management will be in attendance at this meeting and provide the Board an update on the PUC's decision.

PUC Petition for New Fee Structure for Water and Landside Activities

On Tuesday, April 22, 2014, the GM signed a notice to advise Port customers of its intent to petition with the Public Utilities Commission (PUC) to request a new fee structure for water and landside activities conducted on Port Properties. The notice relayed that the proposed fee structure is specific to a vendor fee for all non-tenant dive operators for “for profit” operations at Outhouse Beach; and facility use fees for Family Beach and Port Beach. The purpose of the proposed fee is for cost recovery for the administrative processing, staff monitoring, control and maintenance of those port facilities.

Port customers were also informed that once the Port files its petition, the PUC will review the petition with supporting documentation and schedule a time for the rate case to be presented to PUC commissioners. During this time, the public will be given an opportunity to provide testimony to the PUC on three different hearing dates throughout the island. PUC will also notify the public of the specific dates upon which the hearings will be scheduled. The notice of the established proposed rates may be viewed at the Port Authority's Administration Office or on its website at <http://www.portguam.com>.

The following rate information was attached to the notice:

Dive Permits (For Profit – Operational Vendor Fee):	
Gross Sales	Proposed Rate/Year
\$0 - \$50,000	\$250
\$50,001 - \$149,999	\$500
\$150,000 - \$249,999	\$1,000
\$250,000+	\$1,500
New Vendor	\$100*
Recreational	\$10/Bi-annual
<i>*Refundable deposit held in trust until such time permit holder can provide information on gross sales for the succeeding three month period from point of issuance at which time the appropriate fee shall be assessed forward.</i>	

Family Beach Facility Fees:	Rate
Open Space Picnicking/Canopy	\$15/day
Cleaning Deposit	
1 – 50 Persons	\$50/day refundable deposit
51+ Persons	\$100/ day refundable deposit
<i>*The above rates do not include utilities.</i>	

Port Beach:	Rate
Open Space Picnicking/Canopy	\$15/day
Pavilion	\$50/day
1 – 50 Persons	\$50/day refundable deposit
51+ Persons	\$75/ day refundable deposit
<i>*The above rates do not include utilities.</i>	

Draft Supplemental Environmental Impact Statement Meeting

On Monday, March 14, 2014, a meeting was held at Adelup with Governor's Advisor to discuss the anticipated release later that week of the Draft Supplemental Environmental Impact Statement (EIS). Attending the meeting on behalf of the Port was the GM, Deputy GM for Operations and Chief Planner Dot Harris.

A copy of the Executive Summary for the Draft Supplemental Environmental Impact Statement was provided to the Port on Monday March 21, 2014. The document has been forward to the Planning Division for further review and recommendations.

A copy of the draft (EIS) can be provided to all Board Members if desired.

Hotel Wharf Case with YTK

On Thursday, April 17, 2014, the Port received notice that the Supreme Court of Guam reversed the trial court's denial of the Guam YTK's motion to compel arbitration with the Port. The Supreme Court remanded the case back to the trial court ". . . to compel arbitration on all issues arising out of or in connection with the Lease Agreement and to make findings not inconsistent with this opinion."

As reported to the Board during its October 31, 2013 Board meeting, a hearing was held on Thursday, October 17, 2013, at the Supreme Court of Guam to determine if the case between the Port of Guam and YTK concerning Hotel Wharf would go to arbitration or to trial.

Port Counsel Mike Phillips presented to the Supreme Court that the Port lease agreement with YTK had been previously determined in both the District Court and Superior Court to be illegal. As such, Port Counsel argued that the arbitration clause in the lease should also be determined to be illegal. Port Counsel further elaborated during his arguments that the Port could not enter into an agreement without legislative approval beyond five (5) years and that there were limits on the amount that could be claimed under the Government of Guam claims Act.

YTK Counsel Kathy Fisher presented to the court that the lease agreement was a valid legal contract and that the parties should be allowed to arbitrate this matter.

Presiding over the October 17, 2014 hearing and ruling on this case were Chief Justice Phillip Carbullido, Associate Justice Katherine Maraman and Justice Pro Tempore Perry Inos.

PUGG Meeting for April

The PUGG meeting was held on Thursday April 17, 2014. Attending on behalf of the Port were: the GM, Deputy GM for Operations, Chief Planner, Maintenance Manager, Superintendent to Facility Maintenance, Acting Financial Affairs Controller and Engineer Manager.

Attending on behalf of the PUGG were Matson General Manager Bernie Valencia, Matson Representative Tom Dillon, Matson Representative Paul Blas, MELL Lines Representative ED Cruz, MSA Representative Byron Valera, Ambyth Representative Jr. Taimanglao, Ambyth Representative Velma Santos, Maritime Affairs Committee (MAC) Chairman Paige Butler and MAC Vice Chairman Fernando Santos.

Attending on behalf of the Department of Agriculture were Deputy Director Matt Sablan, Dr. Russell Campbell, and Phillip Santos.

Dr. Russell Campbell from the Department of Agriculture had been invited back to provide an update to the PUGG on the implementation status of Public Law No. 31-43 that established a Biosecurity Division within the Department of Agriculture to address the lack of monitoring and ability to immediately respond to the threats of invasive species at the island's ports of entry and inland areas. The law required the assessment of a \$.75 cents per net weight of a thousand pounds. Dr. Campbell had previously met with the PUGG on October 17, 2013.

According to Dr. Campbell a similar fee was implemented in Hawaii three years ago on July 1, 2011. He relayed that Carriers in Hawaii collect the assessment fee and forward it to the Biosecurity fund for the inspection and eradication of invasive species. At the present time the Invasive Species fee will not be charged on transiting cargo.

Matson General Manager Valencia inquired when was the anticipated timeline for the implementation of the new Invasive Species fee. Dr. Campbell responded that the timeline was three to four months away around July or August. The GM requested if the Department of Agriculture could provide confirmation to the Port and the PUGG when the exact time was confirmed to allow the Carriers to provide advance notice to their customers as this fee would be added on to the cost of services. Dr. Campbell responded that he would do so and concluded his presentation by stating that he would continue to work in coordination with the Port group on the

implementation of the Biosecurity Division and the Emergency Response Fund. The anticipated revenue of the fund is estimated at around \$2 million per year.

Operations Manager John Santos went on to discuss the repair of the F-6 bollard with the anticipated curing time for the concrete repairs scheduled for Tuesday, April 22, 2014. Mr. Santos also provided an update on the Service Life Extension for the F-5 Wharf repairs that is in the process of being publically announced to interested contractors. He also provided an update on the Yard stripping projects, the spalling repairs to the CFS Building, the anticipated repairs to the LC-3 underground power lines, waterfront lighting, and the scheduled completion for the Port Command Center (PCC) for May 2014. The GM relayed that the cameras are already operational and include coverage of the Port Administration Building, Port Yard, parking lots and sections of Route 11.

Mr. Santos also provided an update of the recent Terminal Operating System (TOS) Assessment to determine the operational system that would be tailor made for the Port's needs. He discussed the increased efficiencies that will be put in place once the TOS is in place. He also updated the PUGG on the proposed schedule for Tristar to address the repairs to its pipeline that run through the Port Yard. He stated that there were 21 hits in the yard that would need to be addressed. Mr. Santos added that all of these projects are going to require additional efforts and coordination to minimize interruptions to move containers on and off vessels, within the Port Yard and out to the community.

Mr. Santos relayed that a PUC meeting was scheduled for Thursday, April 24, 2014 on PAG Docket 14-04, Petition for Contract Review of PMC Contract with Marine Technical Services.

Hanson Permanente Cement Claim

On Friday, April 4, 2014, the Port received a letter from Hanson Permanete Cement Attorney David P. Ledger informing the Port that it had retained Cabot Mantanona LLP as its representative in connection with “. . . an alleged easement across the property Hanson leases from the PAG under a lease agreement dated January 14, 1971 and extensions thereof.”

Hanson is concerned that IP&E intends to construct a pipeline on what the company considers property under its lease and that the new pipeline to be constructed by IP&E “. . . is not intended to be within the existing 15 foot wide GORCO easement described in the original lease of 1971 but rather well outside of it.” Attorney Ledger further relayed that Hanson would not allow any construction across its leased property other than the existing 15 ft. wide easement. Attorney Ledger also contended that Hanson did not grant any approved easement and as such, should pay Hanson the revenue the Port has received from lease payments in the amount of \$542,000.00

On April 8, 2014, Attorney Ledger sent another letter outlining its documentation related to its lease information and stated that "IP&E shall not construct or attempt to construct and install any pipeline across Lot 6 at any location without express written consent from Hanson." He also stated that Hanson continues to evaluate its claim to recover rent from the Port collected on Lot 6 of its leased property.

On Monday, April 21, 2014, the Port received a claim that was address to the Port GM and Attorney General Leonardo Rapadas relaying that Hanson Permanete Cement has filed a claim against the Port under the Government Claims Act, 5 GCA Chapter 6. The claim is for \$58,171.94.

This matter is currently under review with the Port's Legal Counsel and Commercial Division. The GM will provide updates to the Board as this matter proceeds.

April Cruise Ship Arrivals

The Port of Guam coordinated with the Guam Visitors Bureau for the arrival of two cruise ships for the month of April. On Tuesday, April 15, 2014, the Caledonian Sky arrived with 89 passengers disembarking and an additional three passengers embarking from Guam.

The Caledonian Sky originated from Japan with a travel route through Papa New Guinea, Guam, and Yap, to then return back to Japan.

On Thursday, April 17, 2014, the Sapphire Princess Cruise ship arrived at the Port with a passenger capacity of 2,600 passengers and 1,100 crew members had 1,918 passengers and crew members disembarking on Guam with an additional three passengers embarking back on the vessel.

The crew members of the Sapphire Princess were treated to luncheons hosted at Jeff's Pirate Cove in Talofofo and The Beach Cultural Park in Tumon. An estimated 100 crew members each attended the events at each venue.

The Sapphire Princess originated from Los Angeles traveling to Honolulu, Guam, Keelung Taiwan, Shanghai China, Kagoshima Japan, and then ending in Osaka, Japan. The length of the cruise was intended for 25 days.

The GM met with GEDA Board Member Monte Mesa on Wednesday, April 23, 2014 to discussed continued improvements and distribution of resources that can be facilitated to enhance visitor arrivals and transition time for visitors to board the tour buses or optional tour transportation.

The Port will be coordinating with GVB and GEDA to schedule a meeting to discuss the operations for the recent cruise vessels and continued coordination efforts for future cruise visits.

Legislative Hearing for Board Appointee Oscar A. Calvo

On Wednesday, April 2, 2014, a public hearing was held by the Committee on Public Safety, Infrastructure and Maritime Transportation, Chaired by Senator Tom Ada on the appointment of Mr. Oscar A. Calvo to serve as a member of the Port Board of Directors. Board Chairman Frank Santos, GM, Deputy GM for Administration and Finance, Deputy GM for Operations, Division Managers and Port staff were in attendance at the hearing.

Board Chairman Santos and GM Brown provided favorable testimony on behalf of the appointment of Mr. Calvo to serve on the Port Board.

Port Activities and Events

\$10 Million Dollar Commercial Loan Agreement

On Thursday, April 3, 2014, a signing ceremony was held for the closing of the \$10 Million Dollar Commercial Loan Agreement with Bank of Guam. The \$10 million loan will fund the Marine Service Life Extension (MSLE) Wharf Repair Project, upgrade of the Ports Financial Management System and purchase cargo handling equipment. Deputy GM for Operations provided introductions of honored guest and facilitated the program. Chairman Francisco Santos provided welcoming remarks on behalf of the Port and the GM provided a summary history of the needed repairs to F-5 Wharf and the continued investment in the Port's infrastructure. Governor Calvo provided the Key Note Address and discussed the importance of Port operations to the island community and thanked all the Port employees for their dedication in making this event possible. He also extended his appreciation to Bank of Guam Chairwoman Lou Leon Guerrero for the banks investment in the Port's Service Life Extension projects. Chairwoman Leon Guerrero also thanked the Governor, the Port and GEDA for working together to make the finalization of this \$10 million loan possible.

Also attending the signing ceremony was Board Member Shelly Gibson, nominated Board Member Oscar Calvo, GEDA Administrator Henry Taitano and Port Legal Counsel Mike Phillips. Port Division Managers and staff were also in attendance.

With the signing of this loan agreement by the GM, Attorney General and Governor Calvo, the Port can now begin the process to address the much needed construction repairs to its F-5 Wharf

and add additional capacity to its operations. The Port extends its appreciation to Bank of Guam for partnering with the Port in this endeavor, GEDA for their assistance in facilitating this loan agreement and Governor Eddie Calvo and the Port Authority Board of Directors for their continued commitment to upgrade and improve Port facilities.

The \$10 million loan combined with the \$12 million loan undertaken by the Port in December of 2012 for the purchase of the three gantry cranes represents a \$22 million investment by the Port to improve its overall facilities and operations. With the anticipated completion of the \$50 million Port's Modernization Projects administered by Maritime Administration (MARAD) by the summer of 2015, the Port will receive a combined \$72 million in upgrades and improvements. These projects represent the single largest investment in the Port of Guam since the facilities were built by the U.S. Navy in the 1960s.

Ground Breaking Ceremony for Phase III of the Guam Commercial Port Improvement Program

On Monday, April 14, 2014, the Port Authority of Guam (PAG) held a Ground Breaking Ceremony for the Facility Expansion for the largest construction project of the Guam Commercial Port Improvement (GCPI) Program.

Phase III initiates the final and largest phase of the \$50 million GCPI program and is scheduled to be completed by the third quarter of 2015. The Facility Expansion project was developed in coordination with the Port and the U.S. Maritime Administration. The expansion includes a new 4.6 acre container yard, 3.7-acre gate complex, new domestic water and fire distribution system with a 270,000 gallon pre-stressed concrete storage tank, a new electrical load center and associated electrical distribution, high mast lighting, storm water sewer system and outfall, oil water separators and wash rack facility.

The commencement of Phase III comes after the completion of the CFS Building Modifications Project finished in January of this year. The CFS Building upgrades included a secure cargo storage area, new large rollup doors, and new working spaces. The Selected Demolition and Break Bulk Yard Modifications project expanded the Break Bulk Yard to 10 acres. Both these projects were completed on-time and on-budget.

Board Chairman Francisco Santos provided welcoming remarks on behalf of the Port and Father Richard Meno Kidd from Our Lady of Purification Church in Maina led the invocation and blessing for the event. Acting MARAD Administrator Paul "Chip" Jaenichen delivered brief remarks on behalf of MARAD and relayed the continued success of the partnership between the Port and MARAD in the delivery of the GCPI Program. Governor Calvo provided the key note addressed and talked about the continued improvements of the Port to include the Phase III

project and his appreciation to the Port Employees and MARAD for moving these projects forward. The GM delivered the closing remarks on behalf of Port Management.

Guam International Marathon Event

The Port received notification on Tuesday, April 01, 2014 from Guam International Marathon Race Director Ben Ferguson that the annual Guam International Marathon will be held on Sunday, April 13, 2014. This event was sponsored in coordination with the Guam Visitors Bureau, Pacific Islands Club and United Airlines.

Route 11 had been included as part of the race route with runners expected between 4:00 a.m. and 7:00 a.m. with final removal of cones placed on the shoulder of Route 11 to be removed by 11:00 a.m. that day.

The GM requested the Commercial Division and Port Police to provided assistance in response to this request to insure a safe run on Route 11 during the duration of the race.

Port Safety Issues

Work Injury

On Thursday, April 2, 2014, the GM received a report from Safety Inspector I Josh Candoleta concerning an incident involving Heavy Equipment Mechanic Nestor Jardeleza. According to Mr. Candoleta, Mr. Jardeleza had approached Heavy Equipment Mechanic II Ionatana Faasuumalie while he was in the process of removing the front guard from Forklift No. 41 to be able to access and repair the roller bearings. Unbeknownst to Mr. Faasuumalie who was unbolting the front guard, Mr. Jardeleza was approaching the front guard of the forklift to provide his assistance. The front guard fell forward and struck Mr. Jardeleza on the left side of his head and body.

Mr. Candoleta reported that Mr. Jardeleza had "sustained a contusion to the left side of his head" and was sent to GMH for medical attention. Mr. Candoleta also reported that the appropriate WCC Form 101a, WCC Form 201, and WCC 202 were issued. Mr. Jardeleza was referred to his doctor for a follow up appointment and a WCC Form 101a was issued for him to report to PMC.

Mr. Candoleta concluded that the cause of the incident was Mr. Jardeleza approaching in close proximity to the front guard of Forklift No. 41 at the exact same time that Mr. Faasuumalie was unbolting the front guard. He recommended that Heavy Equipment Mechanics should request

assistance when removing heavy equipment parts and also secure parts from falling or sliding off while being dismantled.

This incident has been forwarded to the Accident Review Board to provide recommended action to the General Manager.

Inspection of Port Facilities

Port Management has requested the Port Safety Division to conduct regular inspection of Port facilities to also include inspection of Port tenants to insure that safety, environmental and U.S. Coast Guard requirements are being met. The Safety Division is providing written reports on the status of these inspections and follow-up notifications to insure compliance. Each section of the Port Yard has been assign to respective Division Managers to insure accountability and follow through with regards any noted deficiencies. While these type of inspections have been conducted in the past, there has not always been consistency and accountably to address immediate correction action. As a result, the Port has been cited with by the U.S. Coast Guard and EPA for deficiencies that can be readily addressed by Port Operations and Compliance Divisions. Copies of these inspections reports are provided to Port Management.

Legislative Matters

Public Hearing on Bill No. 297-32

On Wednesday, April 09, 2014 the Port received a notice from Senator Rory Respicio, Chairperson for the Committee on Committee on Rules; Federal, Foreign & Micronesian Affairs, Human & Natural Resources; and Election Reform concerning a public hearing scheduled for Monday, April 14, 2014 at 10:00 a.m. on Bill No. 297-32 (COR)- "An act to amend §1105 of Title 9 GAR relative to the importation of cattle."

The GM responded on the same day relaying that the Port will be holding its ground breaking ceremony for the expansion of the Port Yard at the same time the public hearing has been scheduled and that Port management would not be able to attend the public hearing.

Round Table Meeting on Invasive Species Regulations

On Thursday, April 10, 2014 the GM received an email notice from Senator Rory J Respicio, Chairperson of the Committee on Rules, Federal, Foreign & Micronesian Affairs, Human & Natural Resources and Election Reform concerning a Round Table Meeting that was held on Tuesday, April 15, 2014 at the Legislative Public Hearing Room. The purpose of the Round

Table was to discuss the Guam Department of Agriculture's Rules and Regulations relative to the Proposed New Invasive Species Fee Regulation that was sponsored by Senator Chris Duenas.

Attending this meeting on behalf of the Port was the GM, Deputy GM for Operations, Operations Manager John Santos and Chief Planner Dot Harris.

The Port provided input with regards to the coordination of the new fee that will be charged by the carriers and forwarded to the Department of Agriculture. The GM also informed the Committee that it would be holding a PUGG meeting on Thursday, April 17, 2014 and extended an invitation to Dr. Russell Campbell from the Department of Agriculture to provide a status update to the Port Group.

Truck Enforcement Screening Station Working Group

On Thursday, April 17, 2014, the GM received a notice from Senator Tom Ada's Senior Policy Analyst William Bucky Brennan on the convening of a meeting and working group to discuss the draft of the Truck Enforcement Screening Station (TESS). Other department invited to this meeting include DPW, Office of the Attorney General, Revenue and Tax DMV Motor Carrier Safety Assistance Program, Guam Chamber of Commerce and a representative from the Trucking industry.

The meeting was held on Tuesday, April 22, 2014 at Senator Ada's Office. Attending on behalf of the Port are Operations Manager John Santos and Marketing Manager Glenn Nelson.

The draft bill is titled : AN ACT TO *AMEND* §§ 5104, 5107, 5109, 5112(b) AND 5114(g) AND TO DELETE §5114(i) OF CHAPTER 5 OF TITLE 16, GUAM CODE ANNOTATED, RELATIVE TO THE ESTABLISHMENT OF A TRUCK ENFORCEMENT SCREENING STATION TO PROTECT THE GENERAL PUBLIC FROM TRAFFIC HAZARDS CREATED BY OVERSIZED AND OVERWEIGHT VEHICLES OR LOADS, TO GIVE DUE REGARD TO MOTORISTS ON GUAM'S HIGHWAYS AND ROADS AND TO PREVENT DAMAGE TO PAVEMENT AND HIGHWAY FACILITIES

Freedom of Information Act Request

Request from Bernadette Meno

On Friday, March 21, 2014 the Port received a FOIA request from Bernadette Meno requesting the following information:

Any and all records of distressed vessels made over the past two years.

On Thursday, March 27, 2014 the Port provided a response to Ms. Meno that it does have any documents responsive to her request.

Request from Bernadette Meno

On Tuesday, April 15, 2014 the Port received a FOIA request from Bernadette Meno requesting the following information:

Executive Session transcripts of the Port Authority of Guam Board of Directors meetings that occurred during September of 2013; October of 2013 and November of 2013.

On Monday, April 21, 2014, the Port provided a response to Ms. Meno with a copy of the September 26, 2014 Board Executive Session minutes. Ms. Meno's request for the October and November 2013 Executive Session request is premature as the six month timeline has yet to expire.

Request from Bernadette Meno

On Tuesday, April 15, 2014 the Port received a FOIA request from Bernadette Meno requesting the following information:

I am requesting for copies of all of your GG1s otherwise known as Personnel Actions (with your private information such as social security number or date of birth redacted) since your hiring at the Port to include personnel actions indicating employment and/or pay raises in your position as GM or Acting General Manager or Acting Deputy General Manager. I would also like copies of the same for Felix Pangelinan in his position as Deputy General Manager and Harbor Master from December 2012 to current to include personnel actions for his hiring, retirement and subsequent re-hiring.

On Monday, April 21, 2014, the Port provided a response to Ms. Meno with copies of the requested documents.

Request from Bernadette Meno

On Wednesday, April 16, 2014, the Port received a FOIA request from Bernadette Meno requesting the following information:

I am requesting for an electronic copy of the new PMC contract to include all deliverables and associated documents relevant to the contact.

On Tuesday, April 22, 2014, the Port provided a response to Ms. Meno that the Port does not have documents responsive to her request.

Request from Bernadette Meno

On Wednesday, April 16, 2014, the Port received a FOIA request from Bernadette Meno requesting the following information:

I am requesting for electronic copies of any and all documents including emails pertaining to the failure of the power system at the newly renovated CFS building or any other cause that has prohibited the port from utilizing the facility that was the subject of a ground breaking ceremony several months ago.

On Tuesday, April 22, 2014, the Port provided Ms. Meno with copies of the requested documents.

Request from Bernadette Meno

On Wednesday, April 16, 2014, the Port received a FOIA request from Bernadette Meno requesting the following information:

I would like copies of any and all official court documents to include restraining orders that gives you the authority to prohibit me from stepping foot on government property that is open to the general public. Please Include any official court documents signed by a judge or a restraining order from a judge that backs up your legal counsel's statement that says: "Ms. Meno remains barred from Port property and will be removed should she again enter Port premises."

On Tuesday, April 22, 2014, the Port provided a response to Ms. Meno relaying the information provided by Port Legal Counsel to her Attorney Curtis Vandeveld on Tuesday, April 15, 2014.

Request from Bernadette Meno

On Tuesday, April 22, 2014, the Port received a FOIA request from Bernadette Meno requesting the following information:

My FOIA specifically requested copies of official court documents or restraining orders signed by a judge indicating that I am banned from port property. Mike Phillips is not a judge and that is not an official court document.

Because your FOIA response is non-compliant I will again ask under the Freedom of Information Act for copies of the documents which allow you to ban an individual such as myself from public property. If you have no such documents then you must indicate that you do not.

Request from Bernadette Meno

On Tuesday, April 22, 2014, the Port received a FOIA request from Bernadette Meno requesting the following information:

A copy of the contract with Marine Technical Services which was approved via board Resolution 2014-06.

Request from Bernadette Meno

On Wednesday, April 23, 2014, the Port received a FOIA request from Bernadette Meno requesting the following information:

Copies of all leave forms submitted by Joanne Brown to the Port Authority of Guam (with private information redacted)

Copies of all leave forms submitted by Maria Taitano to the Port Authority of Guam (with private information redacted)

Copies of all leave forms submitted by Felix Pangelinan to the Port Authority of Guam during his tenure as acting deputy general manager and deputy general manager (with private information redacted)

Request from Bernadette Meno

On Wednesday, April 23, 2014, the Port received a FOIA request from Bernadette Meno requesting the following information:

Vessel productivity report of March 13, 2014

Gantry Breakdown report from January 1, 2014 to April 1, 2014

Note: Pages 21 thru 24 are Personnel Related Matters.

FEDERAL GRANT/LOANS & LOCAL FUNDING PROGRAMS
FY2013 Port Modernization Plan
Grant Strategy - Monthly Update

April 22, 2014

Summary Sheet of Funding/Financing

	On-hand	Expenditures	Remaining Balance	NOTES
Port Modernization				
Grants	\$ 51,220,000.00	\$ 11,648,170.76	\$ 39,571,829.24	\$48.5M Port Enterprise Fund
Security	\$ 8,376,401.28	\$ 2,390,944.47	\$ 5,985,456.81	
Marinas	\$ 2,931,062.05	\$ 1,560,515.05	\$ 1,370,547.00	
Grand Totals:	\$ 62,527,463.33	\$ 15,599,630.28	\$ 46,927,833.05	

Applications/Approvals Pending

		NOTES
Modernization	N/A	
Security	\$ 651,314.15	Hazard Mitigation Program
Marinas	\$ 60,000.00	Sport Fishing Program
Grand Totals:	\$ 711,314.15	

PORT AUTHORITY OF GUAM - FEDERAL GRANT FUNDING PROGRAMS
Tuesday, April 22, 2014

I. Port Modernization

ITEM	GRANT #	PROJECT NAME	Federal or Local Agency	Notice to Proceed	% Completed	Award Date / End Date	Award Amount	Draw Down Submitted	Remaining Balance	STATUS:
FY2010-01		Port Enterprise Fund	DoD to DOT Maritime Administration Agency (MMAU)	09/22/10	18.8%	9/22/2010 - 9/22/2015	\$ 48,500,000.00	\$ 9,183,288.26	\$ 39,316,711.74	Transferred to the Port Enterprise Fund on 09/22/2010. As of 2/2/2012 Dashboard Total Transferred to Project \$50M; Total for Contracts \$48.5M; Total for MMAU Admin \$1.5M; EA Engineering \$5,183,288.26. Pending Contract Obligations \$103,137.00 Version: 3/23/2013 PAC Financial Dashboard
FY2010-03	G80706-10-10	Project Controls and Program Accountability Services	Office of Economic Adjustment (OEA) OSO	10/01/10	89.4%	10/1/2010 - 9/30/2012 Extension approved 9/30/2013 approved 11/30/2014	\$ 750,000.00	\$ 670,310.45	\$ 79,689.55	\$31,942 pending reimbursement.
FY 2011-01	G80706-11-12	Owner's Agent Engineer Support Services	Office of Economic Adjustment (OEA) DoD		91.1%	4/30/2011 - 3/31/2012 Extension approved - 01/31/2014 approved - 11/30/2014	\$ 1,870,000.00	\$ 1,794,572.05	\$ 75,427.95	\$38,935.16 pending reimbursement.

GRAND TOTAL GRANTS FOR MODERNIZATION: \$ 51,220,000.00 \$ 11,648,170.76 \$ 39,571,829.24

II. SECURITY

ITEM	GRANT #	PROJECT NAME	Federal or Local Agency	Notice to Proceed	% Completed	Award Date / End Date	Award Amount	Draw Down Submitted	Remaining Balance	STATUS:
FY2008-01	2008-G8-18-0148	Acquisition of Interoperable Communication Equipment	The Department of Homeland Security Office of Grants and Training (DHS OIG&T)	Notice to Proceed was given in early 2009	100.0%	08/01/2008 - 05/31/2013	\$ 573,893.97	\$ 573,893.97	\$ -	Close out documents completed.
FY2008-02	2008-G8-19-148	Comprehensive Port Wide Video Surveillance System	The Department of Homeland Security Office of Grants and Training (DHS OIG&T)	Notice to Proceed given in early 2009	0.0%	08/01/2008 - 05/31/2013	\$ 556,226.69	\$ -	\$ -	Close out documents completed.
FY2009-02	2009-PJ-19-0043	U-2 Access Control/Secured Credentialing System with TWC Reader Capability	PSGP	03/01/10	5.0%	2/2009 - 12/31/2013	\$ 622,811.62	\$ 31,442.00	\$ 591,369.62	Access Control System is part of the Port Security Enhancements Project (PSEEP). 100% is installed to all Port buildings and facilities. Testing has been conducted except for CS Building and High Tower due to damaged electrical lines that the Port is currently waiting for replacement/repair.
FY2009-03	2009-PJ-19-0043	U-3 Communication Dust Bank Work (formerly Radar/Intrusion Detection System)	PSGP	03/01/10	54.5%	2/2009 - 12/31/2013	\$ 600,832.50	\$ 327,212.00	\$ 273,620.50	FUTURELEX Micro Ducting throughout the entire Port compound is 100% complete. Several initial tests and training were conducted by MAEDA and its subcontractors.
FY2009-04	2009-PJ-RI-0164	Renovation/Upgrade of Existing Port Police Building to Serve as the PAC's Maritime and Port Security Operations Center	President's ARRA Supplemental PSGP	04/12/10	89.1%	09/2009 - 05/31/13	\$ 910,933.50	\$ 902,156.44	\$ 8,777.06	Final Financial Status Report Submitted. Final CAPR completed and submitted.
FY2010-01	2010-PJ-19-0080	U-1: Command and Control Integration of CCTV Security Surveillance, Access Control/Secured Credentialing, Radar/Intrusion/Detection, and TWC Readers Systems	PSGP	02/20/11	0.0%	06/01/10 - 05/31/2014	\$ 2,257,500.00	\$ 113.37	\$ 2,257,386.63	Main each Corporate Edition Command and Control System has been installed with the main control room to be placed at the Port Command Center. Although the project will be completed in May 1, 2014 and the grant's performance end date is May 31, 2014, Strategic Planning will request for a 3 month extension (end date August 2014) to provide a cushion in the final accounting and reporting period.
FY2011-01	EMW-2011-PJ-00200-501	U1: Upgrade of Emergency Back-up Generators to Support Maritime and Port Security Management and Operation.	PSGP	09/01/11	0.0%	09/01/2011 - 08/31/2014	\$ 867,141.00	\$ -	\$ 867,141.00	Access Control System was procured by local GSA to purchase from FED GSA. Strategic Planning is currently working with these FED GSA vendors on acquiring the price for the generators, Automatic Transfer Switches (ATS), and external Day Tanks. As soon as all pricing are finalized and received, the Port will submit the information to GSA via requisition for immediate procurement.
FY2011-02	EMW-2011-PJ-00200-501	U2: Mobile Cargo and Vehicle CBIRNE Detection and Screening System	PSGP	09/01/11	0.0%	09/01/2011 - 08/31/2014	\$ 1,515,790.00	\$ -	\$ 1,515,790.00	MEDPHAW submitted a protest letter and subsequently retracted it. As such, the bid opening was scheduled for April 18, 2014. As of this report, no findings have been received and published by GSA.
FY2013	Pending	CAU Wall & Heavy Duty Chain Link Security Fencing	FEMA Port Security Grant Program	Notification of Award issued 8/24/2013 by DHS Preparedness Grant Program Announcement	0.0%	8/24/2013 - 8/24/2015	\$ 461,712.00	\$ -	\$ 461,712.00	Phase 1 of the CAU Wall project is currently in the IFB process. Because the CAU Wall security fence is a part of the CAU Wall project, it is not eligible for funding until the contract is awarded to FEMA. MAEDA is currently working with FEMA to utilize funds to install perimeter fencing to the remaining areas of the entire Port facility as well as other security related measures/projects to enhance the Port's Maritime Domain Awareness (MDA) capabilities.

GRAND TOTAL FOR SECURITY: \$ 8,376,401.28 \$ 2,390,944.47 \$ 5,985,456.81

III. MARINAS

ITEM	GRANT #	PROJECT NAME	Federal or Local Agency	Notice to Proceed	% Completed	Award Date / End Date	Award Amount	Draw Down Submitted	Remaining Balance	STATUS:
FY2012-01	13.5F1-01	Agri Marina "Dock A" Repairs	NOAA Commission on Fisheries	10/01/12	75.0%	Sep 11, 2012 - *Sep 30, 2014	\$ 250,000.00	\$ -	\$ 250,000.00	Awarded to Bee International, NTP October 21, 2013. Contractor has 151 days to complete this project.
FY2012-02	Guan-CIP-2012-1	Gregorio D. Perez Marina Actual Renovation & Site Improvements - Phase II	Department of Interior Office of Insular Affairs (DOI OIA)	02/22/12	100.0%	Feb 22, 2012 - Feb 22, 2017	\$ 1,560,515.05	\$ 1,560,515.05	\$ -	CLOSED
FY2014-01	D14A90000/Guam CIP 2014-1	Agri Marina Dock "E & D" Repairs	Department of Interior Office of Insular Affairs (DOI OIA)	03/12/14	0.0%	10/1/2013 - 9/30/2018	\$ 939,484.00	\$ -	\$ 939,484.00	bid closing 5/9/2014
FY2012-03	F10A100014	Agri Small Boat Marina 1/Fish Utility Boom	USWFA/Sport Fish Restoration/Dept of AG/DAWR	08/13/13	0.0%	July 2013 / September 2013 - *Award modification extension to Sept 30, 2014	\$ 30,000.00	\$ -	\$ 30,000.00	*NOTE: PAG received Work Request from Dept of AG/DAWR, which authorized work & certified funds on August 13, 2013. PAG was advised not to proceed with project until official amendment letter for grant extension is received.
FY2014-01	F13AP01023	Harbor of Refuge A/E (Bulwip & Environmental Studies - Phase I)	DOI/FEWS/Dept of AG/DAWR	Pending Work Order Request & Contract Agreement by Dept of AG/DAWR	0.0%	10/1/2013 - 9/30/2015	\$ 300,000.00	\$ -	\$ 300,000.00	MOU reviewed & approved by Port Legal Counsel. Pending Work Order Request & Contract Agreement from Dept of AG/DAWR
FY2014-02	F14A000130	Removals of Existing Pump-outs at Mannas	DOI/FEWS/Dept of AG/DAWR	Pending review & approval of Draft MOU by PAG Legal Counsel	0.0%	6/10/2013 - 9/30/2014	\$ 61,063.00	\$ -	\$ 61,063.00	As of 4/27/2014 PAG in receipt of draft MOU from Dept of AG/DAWR & NOAA. Draft MOU is being reviewed by Port Legal Counsel.

GRAND TOTAL FOR MARINAS: \$ 2,931,062.05 \$ 1,560,515.05 \$ 1,370,547.00

IV. OTHER

ITEM	POTENTIAL FUTURE GRANTS	PROJECT NAME	Federal or Local Agency	COMMENTS:	PAG Estimated Cost Share	Federal Cost Share %	Total Amount
1	FY2013/2014	Agri Small Boat Marina 1/Concrete Caisson	USWFS/Sport Fishing Program/Dept of AG/DAWR	PENDING notification of funds from Dept of AG/DAWR.	\$ -	SOW & Estimates provided to Dept of AG/DAWR.	\$ 60,000.00
2	FY2013	Pre-Disaster Mitigation Grant Program - PAG Mitigation Project	FEMA	The PAG is a Subgrantee to the Guam Homeland Security Office. The application was submitted online via the FEMA Grants Portal on 10-07-13	\$ 162,828.54	488,485.61	\$ 651,314.15

GRAND TOTAL FOR OTHER \$ 162,828.54 \$ 488,485.61 \$ 711,314.15



PORT OF GUAM

ATURIDAT I PUETTON GUAHAN

Jose D. Leon Guerrero Commercial Port

1026 Cabras Highway, Suite 201, Piti, Guam 96925

Telephone: 671-477-5931/35 Facsimile: 671-477-2689/4445

Website: www.portguam.com



Eddie Baza Calvo
Governor of Guam

Ray Tenorio
Lieutenant Governor

April 24, 2014

FINANCE-YTD-MARCH 2014

Financial Highlights

Income Statement

Balance Sheet

Accounts Receivable Aging Summary Report

Accounts Payable Summary

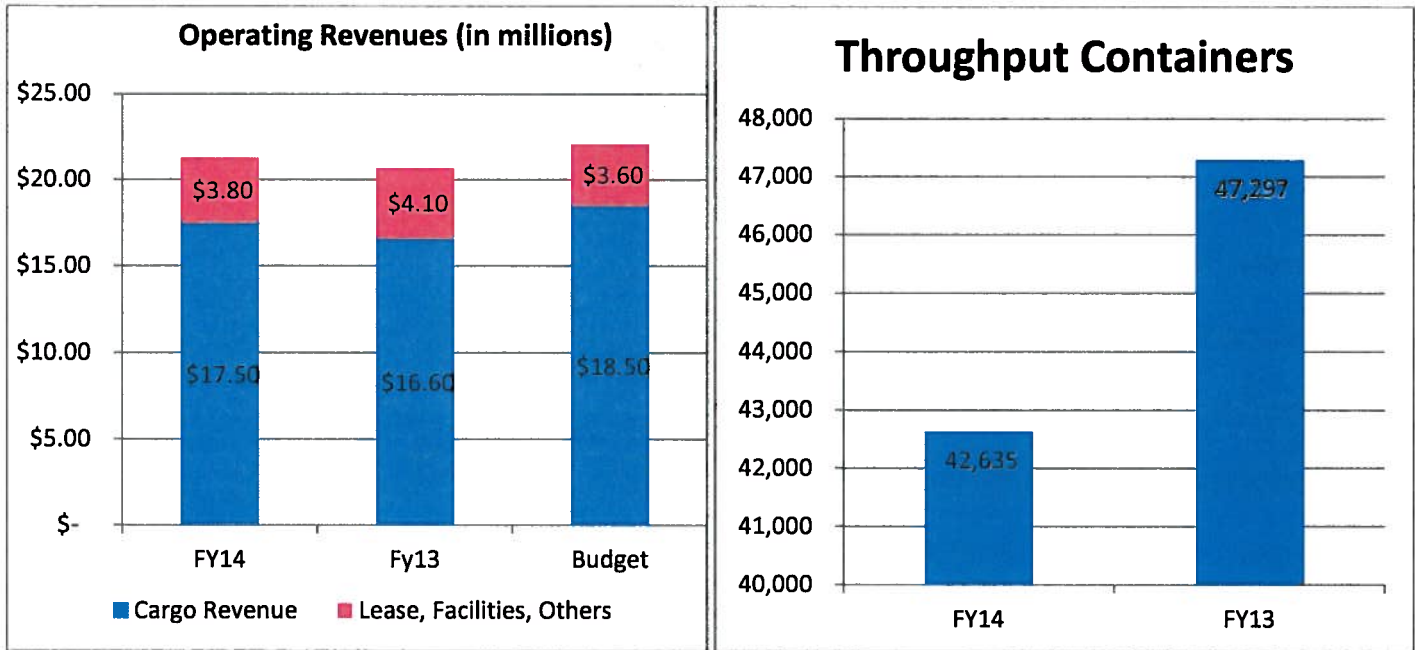
Budget Lift/Transfer Monthly Activity

Crane Surcharge Ledger

Facility Maintenance Ledger

Financial Highlights – YTD March FY2014

Operating Performance:



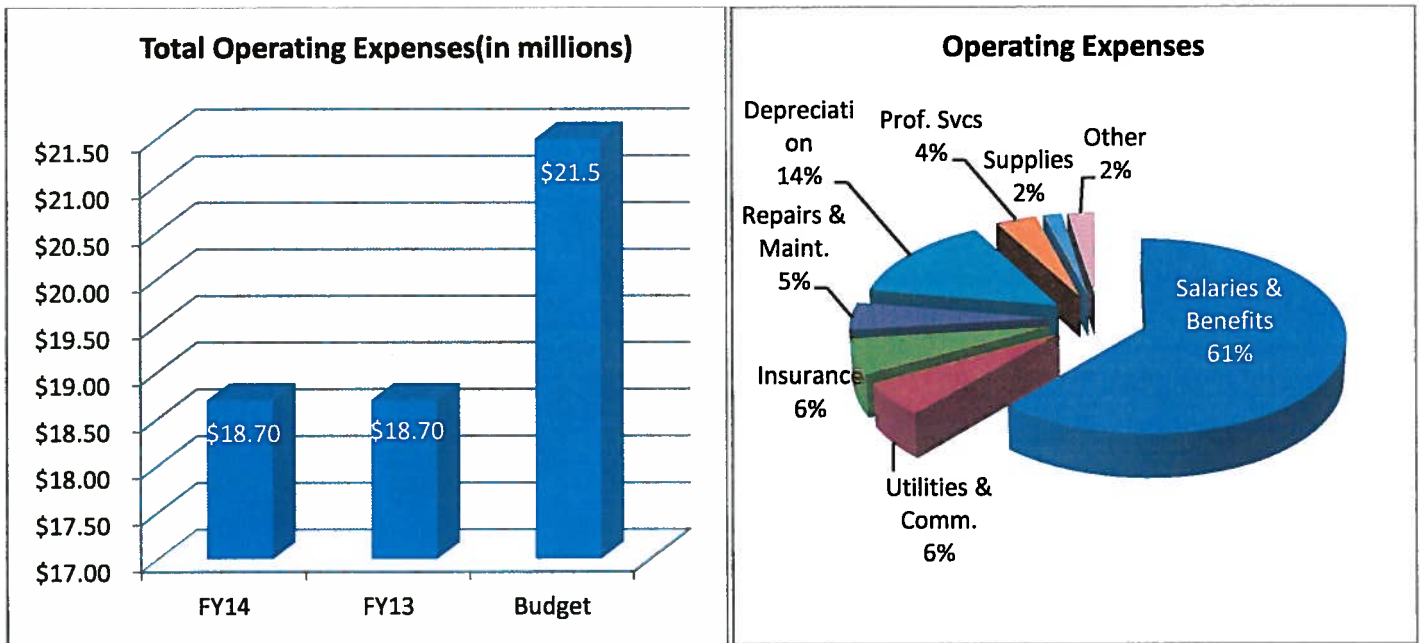
Total Operating Revenues as of March 2014 was \$21.3 million, which consist of \$17.5 million in cargo revenues and \$3.8 million in Facilities, Leases, and Other Services.

FY14 YTD cargo revenue is 6% higher than last year's total (\$16.6mil) and 6% lower than Budget (\$18.5mil).

FY14 YTD Facilities, Leases, and Other Services as of March is 8% lower than last year (\$4.1 mil) and 5% higher than budget (\$3.6 mil).

Overall Operating Revenues as of March is 4% lower than Budget (\$22.1 mil) and 3% higher than last year's year to date March (\$20.7 mil).

Total number of containers handled as of March 2014 was 42,635 which is 10% lower compared to last year March total 47,297.



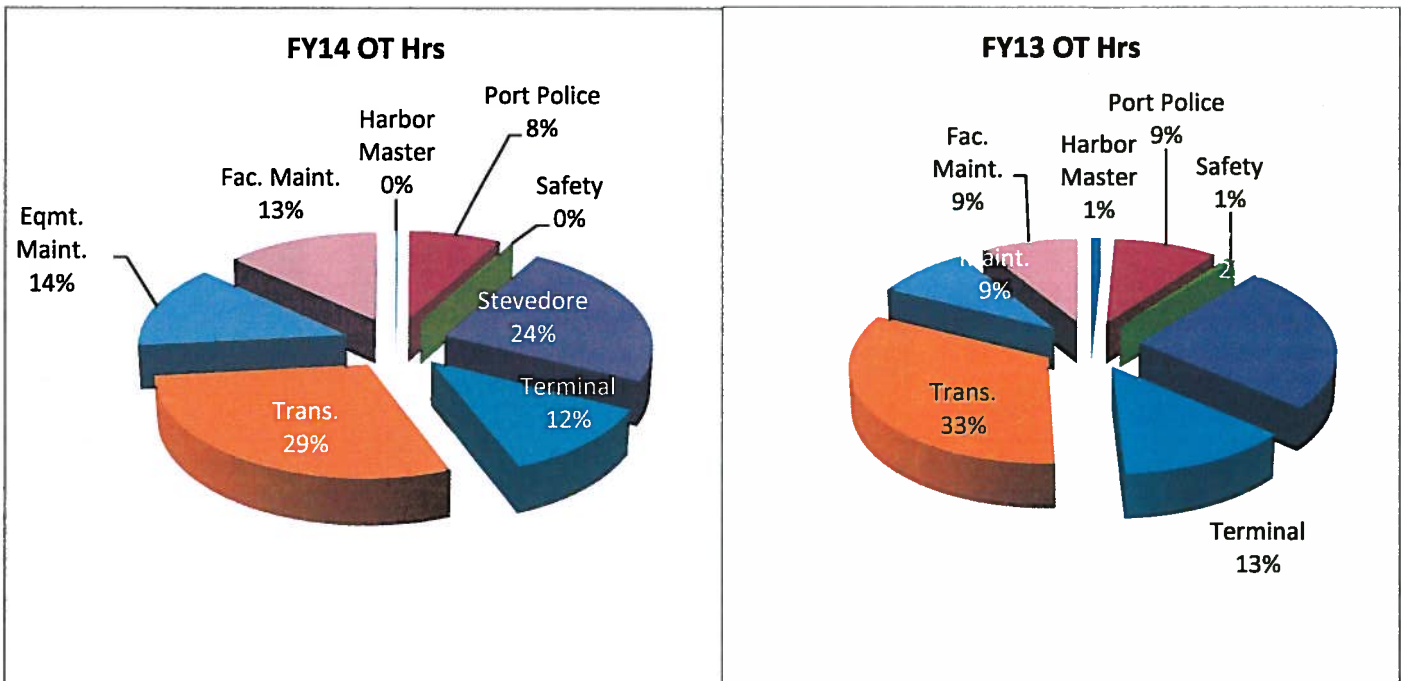
Total Operating Expenses as of March 2014 was \$18.7 million, which is 13% lower than Budget (\$21.5 mil) and less than 1% higher than last year's total operating expenses (\$18.7 mil).

Total Overtime as of March 2014 was \$705 thousand which is 1% lower than last year March (\$711k). Direct Labor Revenue as of March was \$1.3 million, which is 5% lower than last year and less than 1% higher than budget. Direct Labor charges are for services performed by Port employees under special service request and differentials under the throughput.

Below is the breakdown of overtime for each division/section for FY14 and FY13 as of March:

Sections	FY2014	FY2013	Budget	OT/HOL Revenue
Harbor Master	876	5,857	4,167	0
Port Police	55,917	66,952	41,667	43,910*
Safety	1,628	5,818	5,000	0
Stevedore-Cargo Handling	156,898	169,982	88,718	111,596
-Rigger	12,751	9,617	6,250	5,872
Terminal	82,522	91,753	41,667	113,576
Trans-Superintendent	37,265	33,148	33,542	0
-Crane Operators	52,236	61,906	42,292	30,036
-Equipment Oper.	103,464	125,845	64,167	115,972
-Dispatcher	13,031	14,092	5,833	0
Maint.-Crane Maint.	54,768	36,047	34,120	0
-Preventive Maint.	9	4,700	8,333	0
-Fleet Maint.	23,620	18,106	18,750	0
-Welders	16,835	4,506	22,917	0
Facility Maint.-Building	4,213	2,557	4,583	958
-Elect./Refr.	89,260	60,184	16,667	0
TOTAL	705,293	711,068	439,505	421,920

*Port Police OT Revenue is due to Passenger Vessels or under special service request. Electrician revenue is due to special service requests.



Year to date Operating Revenues minus the Year to date Operating Expenses resulted to an Operating Income of \$2.6 million as of March 31, 2014.

Non Operating Revenues and Expenses consist of the following: \$1.1M-Retirement contribution for COLA, Supplemental and Medical/Dental/Life Insurance expenses, \$436k-Interest expense on loans, \$161k Loss on Asset (survey 3 sidelifers 1998), \$2.2M-Federal Reimbursements and \$342k Interest Income. The net total of non operating expenses and revenues as of March is a positive \$784k.

The Total Net Income as of March is \$3.4 million.

Accounts Receivable Trade (net) as of March 31, 2014 is \$5.4 million.

Aging Status is as follows: 61% - Current, 15% - over 30 days, 4% - over 60 days, 1% - over 90 days and 20% - over 120 days.

Accounts Payable Trade as of March 31, 2014 is \$1.3 million which is 30% lower than last month ending balance of \$1.9 million.

**Port Authority of Guam
Income Statement
With Budget Comparison (Unaudited)
6 Months Ending 3/31/14**

	Current Month		Last Year to Date		Year to Date		Last Year to Date		Year to Date		Last Year to Date	
	Actual	%	Actual	%	Actual	%	Actual	%	Actual	%	Actual	%
OPERATING REVENUES												
CARGO THROUGHPUT REVENUES												
CT-CHASSIS	459,267	12.7	505,508	15.3	613,949	-25.2	2,507,430	11.8	3,224,573	15.6	3,683,694	-31.9
CT-GROUND	976,229	27.0	715,201	21.7	843,181	15.8	5,780,805	27.1	5,150,283	24.9	5,059,086	14.3
CT-BREAKBULK	76,595	2.1	44,843	1.4	54,446	40.7	377,508	1.8	318,286	1.5	326,676	15.6
CT-UNITIZED	2,354	0.1	129	0.0	961	145.0	14,242	0.1	4,374	0.0	5,766	147.0
CT-TUNA		0.0		0.0		0.0		0.0		0.0		0.0
CT-RO/RO	11,282	0.3	67,416	2.0	43,056	-73.8	196,498	0.9	274,902	1.3	258,336	-23.9
CT-STUFFING/DEVAN	5,281	0.1	2,902	0.1	9,243	-42.9	30,755	0.1	65,621	0.3	55,458	-44.5
CT-HEAVYLIFT	2,978	0.1	963	0.0	2,037	46.2	9,924	0.0	8,043	0.0	12,222	-18.8
CT-LONGLENGTH		0.0	902	0.0	2,178	-100.0	158	0.0	1,998	0.0	13,068	0.0
OUT-OF-GAUGE CARGO (OOG)	8,611	0.2	9,100	0.3	9,069	-5.0	45,211		54,100		54,414	0.0
	1,542,596	42.7	1,346,765	40.8	1,578,120	-2.3	8,962,532	42.1	9,102,180	43.9	9,468,720	-5.3
CARGO THROUGHPUT REVENUES												
OTHER CARGO RELATED REVENUES												
LIFT ON/LIFT OFF	2,723	0.1	863	0.0	948	0.0	23,291	0.1	2,231	0.0	5,688	0.0
PRESLUNG	908	0.0		0.0	6,952	-86.9	39,724	0.2	36,788	0.2	41,712	-4.8
EXPORT SCRAP CONTAINERS		0.0		0.0		0.0		0.0		0.0		0.0
TRANSHIP CONTAINERS	179,020	5.0	212,890	6.5	194,222	-7.8	913,053	4.3	1,213,398	5.9	1,165,332	-21.6
OVERSTOWED CONTAINERS	8,063	0.2	14,742	0.4	16,363	-50.7	46,225	0.2	102,629	0.5	98,178	-52.9
SHIFTED CONTAINERS	68	0.0	257	0.0	390	0.0	581	0.0	1,806	0.0	2,340	-75.2
RIGGED CONTAINERS	3,033	0.1	2,972	0.1	2,851	6.4	16,802	0.1	16,478	0.1	17,106	-1.8
REEFER CNTR-PLUG/UNPLUG	7,628	0.2	7,290	0.2	8,303	0.0	47,303	0.2	48,720	0.2	49,818	0.0
DIRECT LABOR BILLED	216,411	6.0	177,674	5.4	212,890	1.7	1,278,081	6.0	1,349,810	6.5	1,277,340	0.1
EQUIPMENT RENTAL	17,714	0.5	13,229	0.4	12,808	38.3	102,694	0.5	74,073	0.4	76,848	33.6
PORT FEES & DOCKAGE	34,745	1.0	18,530	0.6	29,424	18.1	181,728	0.9	171,877	0.8	176,544	2.9
W/HARFAGE	336,015	9.3	304,125	9.2	369,329	-9.0	2,071,691	9.7	2,115,843	10.2	2,215,974	-6.5
FUEL SURCHARGE	47,288	1.3	45,745	1.4	48,975	-3.4	268,194	1.3	289,404	1.4	293,850	-8.7
MARITIME SECURITY FEE	13,635	0.4	13,126	0.4	15,088	-9.6	80,071	0.4	88,843	0.4	90,528	-11.6
FACILITY MAINTENANCE FEE	111,425	3.1	106,298	3.2	125,345	0.0	673,514	3.2	724,639	3.5	752,070	-10.4
CRANE SURCHARGE	476,636	13.2	430,326	13.0	459,360	0.0	2,774,490	13.0	1,226,458	5.9	2,756,160	0.7
	1,455,313	40.3	1,348,066	40.8	1,503,248	-3.2	8,517,441	40.0	7,462,997	36.0	9,019,488	-5.6
OTHER CARGO RELATED REVENUES												
OPERATING REVENUES	2,997,909	82.9	2,694,830	81.7	3,081,368	-2.7	17,479,973	82.0	16,565,177	79.9	18,488,208	-5.5

Port Authority of Guam
Income Statement
With Budget Comparison (Unaudited)
6 Months Ending 3/31/14

Current Month Actual	%	Last Year Actual	%	Budget	%	Chng	Year to Date			Last Year to Date			
							Actual	%	Chng	Actual	%	Chng	
NON OPERATING REVENUES													
FACILITIES													
104,296	2.9	92,642	2.8	90,679	0.0	0.0	576,083	2.7	600,608	2.9	0.0	544,074	0.0
214,262	5.9	190,182	5.8	213,595	0.0	0.0	1,498,985	7.0	1,198,018	5.8	0.0	1,281,570	0.0
89,663	2.5	72,673	2.2	79,118	13.3	0.0	572,188	2.7	476,391	2.3	20.1	474,708	20.5
92,105	2.5	92,105	2.8	93,354	-1.3	-3.1	394,419	1.9	558,171	2.7	-29.3	560,124	-29.6
5,638	0.2	5,881	0.2	5,819	0.2	-4.1	33,828	0.2	35,287	0.2	-4.1	34,914	-3.1
3,090	0.1	3,234	0.1	3,433	-10.0	-9.2	19,292	0.1	21,249	0.1	-9.2	20,598	-6.3
19,601	0.5	20,434	0.6	20,442	-4.1	-4.6	115,173	0.5	120,675	0.6	-4.6	122,652	-6.1
4,657	0.1	4,967	0.2	4,530	2.8	2.8	25,605	0.1	26,727	0.1	-4.2	27,180	-5.8
56,977	1.6	96,250	2.9	58,333	0.0	0.0	452,065	2.1	915,661	4.4	-50.6	349,998	0.0
590,289	16.3	578,968	17.5	569,303	3.7	3.7	3,687,639	17.3	3,952,776	19.1	-6.7	3,415,818	8.0
OTHER FEES & SERVICES													
0.0	0.0	0.0	0.0	0.0	0.0	0.0	13,873	0.1	0.0	0.0	0.0	0.0	0.0
0.0	0.0	0.0	0.0	178	0.0	0.0	15,811	0.1	1,709	0.0	0.0	1,068	0.0
0.0	0.0	4,301	0.1	4,591	0.0	-44.7	10,395	0.0	28,614	0.1	-44.7	27,546	-42.6
1,164	0.0	1,493	0.0	2,517	0.0	-40.3	56,572	0.3	17,425	0.1	-40.3	15,102	-31.2
10,882	0.3	9,325	0.3	24,486	-55.6	-17.2	81,275	0.4	68,292	0.3	-17.2	146,916	-61.5
18,913	0.5	11,422	0.3	0.0	0.0	-3.4	177,927	0.8	84,155	0.4	-3.4	0.0	0.0
30,959	0.9	26,541	0.8	31,772	-2.6	-11.1	0.0	0.0	200,195	1.0	-11.1	190,632	-6.7
2,909	0.1	514	0.0	1,293	0.0	129.4	12,683	0.1	5,528	0.0	129.4	7,758	0.0
0.0	0.0	0.0	0.0	0.0	0.0	0.0	0.0	0.0	0.0	0.0	0.0	0.0	0.0
(6,632)	-0.2	0.0	0.0	4,417	0.0	-0.2	(49,314)	-0.2	0.0	0.0	0.0	26,502	0.0
0.0	0.0	0.0	0.0	0.0	0.0	0.0	0.0	0.0	0.0	0.0	0.0	0.0	0.0
0.0	0.0	0.0	0.0	0.0	0.0	0.0	0.0	0.0	0.0	0.0	0.0	0.0	0.0
0.0	0.0	0.0	0.0	0.0	0.0	0.0	2	0.0	4	0.0	0.0	0.0	0.0
(6,632)	-0.2	-	0.0	4,417	0.0	-0.2	(49,312)	-0.2	4	0.0	0.0	26,502	0.0
617,525	17.1	605,423	18.3	606,785	1.8	1.8	3,828,937	18.0	4,158,503	20.1	-7.9	3,640,710	5.2
3,615,435	100.0	3,300,253	100.0	3,688,153	-2.0	-2.0	21,308,909	100.0	20,723,680	100.0	2.8	22,128,918	-3.7

**Port Authority of Guam
Income Statement
With Budget Comparison (Unaudited)
6 Months Ending 3/31/14**

	Current Month		Last Year		Budget		Last Year to Date		Year to Date		Last Year to Date		Year to Date	
	Actual	%	Actual	%	Budget	%	Actual	%	Actual	%	Actual	%	Actual	%
INDIRECT COSTS														
General & Administrative Expen														
Salaries & Wages	(1,276,902)	-35.3	(1,188,891)	-36.0	(1,437,581)	-11.2	(7,785,122)	-36.5	(8,315,765)	-40.1	(8,625,486)	-9.7	(7,785,122)	-36.5
Insured Benefits	(101,604)	-2.8	(93,224)	-2.8	(95,069)	6.9	(633,974)	-3.0	(601,952)	-2.9	(570,414)	11.1	(633,974)	-3.0
Retirement Benefits	(381,179)	-10.5	(357,594)	-10.8	(398,394)	-4.3	(2,373,331)	-11.1	(2,460,263)	-11.9	(2,390,364)	-0.7	(2,373,331)	-11.1
Other Benefits	(79,399)	-2.2	(93,856)	-2.8	(125)	0.0	(629,841)	-3.0	(591,777)	-2.9	(750)	83,879	(629,841)	-3.0
Other Personnel Costs	37,500	1.0	(8,629)	-0.3	(10,833)	0.0	(74,370)	-0.3	(9,537)	0.0	(64,998)	14.4	(74,370)	-0.3
Communications	(2,463)	-0.1	(8,129)	-0.2	(8,679)	0.0	(34,196)	-0.2	(40,596)	-0.2	(52,074)	-34.3	(34,196)	-0.2
Leases/Rentals		0.0		0.0		0.0		0.0		0.0		0.0		0.0
Utilities	(160,174)	-4.4	(162,676)	-4.9	(236,541)	0.0	(1,028,880)	-4.8	(1,030,701)	-5.0	(1,419,246)	-27.5	(1,028,880)	-4.8
General Insurance	(215,940)	-6.0	(196,091)	-5.9	(207,619)	0.0	(1,145,640)	-5.4	(1,060,989)	-5.1	(1,245,714)	-8.0	(1,145,640)	-5.4
Repairs & Maintenance		0.0		0.0		0.0		0.0		0.0		0.0		0.0
Repairs & Maintenance-Subic Cr	(27,255)	-0.8	(54,641)	-1.7	(60,532)	-55.0	(189,450)	-0.9	(229,729)	-1.1	(363,192)	-47.8	(189,450)	-0.9
Repairs & Maintenance-Pola 14	14,848	0.4	(3,442)	-0.1	(50,000)	0.0	(231,497)	-0.5	(61,830)	0.0	(300,000)	-65.0	(231,497)	-0.5
Repairs & Maintenance-Pola 16	(17,193)	-0.5	(7,212)	-0.2	(57,388)	0.0	(159,525)	-0.7	(66,836)	0.0	(344,328)	-47.8	(159,525)	-0.7
Repairs & Maintenance-Pola 17	(17,193)	-0.5	(7,212)	-0.2	(57,388)	0.0	(179,177)	-0.8	(62,563)	0.0	(344,328)	-47.8	(179,177)	-0.8
Depreciation & Amortization	(396,106)	-11.0	(379,727)	-11.5	(383,876)	0.0	(2,702,485)	-12.7	(2,142,101)	-10.3	(2,303,256)	17.3	(2,702,485)	-12.7
Damage, Shortage, Writedown & Supplies	(68,102)	-1.9	(653)	0.0	(6,834)	0.0	(9,784)	0.0	(2,267)	0.0	(41,004)	-76.1	(9,784)	0.0
Miscellaneous	(3,174)	-0.1	(3,367)	-0.1	(25,265)	-88.0	(16,854)	-0.1	(15,161)	-0.1	(151,590)	0.0	(16,854)	-0.1
Advertising		0.0		0.0		0.0		0.0		0.0		0.0		0.0
Agency & Management Fees	(44,330)	-1.2	(39,281)	-1.2	(44,028)	0.0	(324,737)	-1.5	(251,318)	-1.2	(264,168)	22.9	(324,737)	-1.5
Professional Services	(85,236)	-2.4	1,313	0.0	(201,966)	-57.8	(666,377)	-3.1	(640,998)	-3.1	(1,211,796)	-45.0	(666,377)	-3.1
Contractual Services		0.0		0.0	(583)	0.0		0.0		0.0	(3,498)	0.0		0.0
Other Contractual Services	(4,597)	-0.1	(5,715)	-0.2	(30,656)	-85.0	(32,332)	-0.2	(53,517)	-0.3	(183,936)	-82.4	(32,332)	-0.2
Other Expenses	(11,061)	-0.3		0.0	(8,959)	0.0	(46,197)	-0.2	(17,561)	-0.1	(53,754)	0.0	(46,197)	-0.2
Earthquake Expense		0.0		0.0		0.0	(56,728)	-0.3		0.0		0.0		0.0
Typhoon Expense	(10)	0.0		0.0		0.0		0.0		0.0		0.0		0.0
Earthquake Expense		0.0		0.0		0.0		0.0		0.0		0.0		0.0
General & Administrative Expen	(2,859,658)	-79.1	(2,690,023)	-81.5	(3,577,440)	-20.1	(18,737,322)	-87.9	(18,696,878)	-90.2	(21,464,640)	-12.7	(18,737,322)	-87.9

	Amount Current	Amount Last Month End	Amount Last Year End	Change This Month	Change This Year
Total Assets					
Current Assets					
Cash on Hand	2,000.00	2,000.00	2,000.00		
Petty Cash Fund	100.00	100.00	100.00		
Cashier Change Fund	2,100.00	2,100.00	2,100.00		
Cash on Hand					
Incentive Award Fund					
First Hawaiian Bank-Incentive					
Incentive Award Fund					
Cash in Bank	1,210,860.92	1,149,282.97	1,617,845.49	61,577.95	406,984.57-
Bank of Hawaii	2,320,487.16	2,274,347.47	1,482,398.94	46,139.69	838,088.22
Citizen Security Bank	3,531,348.08	3,423,630.44	3,100,244.43	107,717.64	431,103.65
Cash in Bank					
Short Term Investments					
Bank of Guam	9,996,825.86	9,071,805.22	1,436,847.13	925,020.64	8,559,978.73
Citizen's Security Bank					
First Hawaiian Bank			6,754,705.93		6,754,705.93-
Bank of Hawaii					
Citibank					
Bank of Hawaii					
Oceanic Bank					
Gov Guam Employees Fed CU					
Short Term Investments					
Gov Guam Employees Fed CU	9,996,825.86	9,071,805.22	8,191,553.06	925,020.64	1,805,272.80
Account Receivable-Trade (Net)					
Accounts Receivable-Trade	6,162,620.08	6,822,689.27	9,593,182.03	660,069.19-	3,430,561.95-
Allow for Uncollectible Acct.	812,332.36-	812,332.36-	812,332.36-		
A/R-Clearing Account					
Account Receivable-Trade (Net)	5,350,287.72	6,010,356.91	8,780,849.67	660,069.19-	3,430,561.95-
Accounts Receivable-Other					
Accounts Receivable-Other					
Accounts Receivable-DOA	97.47	97.47	1,162.89		1,065.42-
Accounts Receivable-Employee					
Accounts Receivable-FEMA Reimb					
Accounts Receivable-Geda/Casam	73,220.44	118,447.40	330,986.95	45,226.96-	257,766.51-
Accounts Receivable-Other					
Accounts Receivable-Ins Procee					
Accounts Receivable-Other	73,317.91	118,544.87	332,149.84	45,226.96-	258,831.93-
Marina Receivables					
Accounts Receivable-Agat Marina	29,781.96	30,115.70	28,067.36	333.74-	1,714.60
Accounts Receivable-GDP Marina	6,445.67	15,280.67	5,775.58	165.00	670.09
Accounts Receivable-Harbor Of	11,039.54	12,436.55	9,309.90	1,397.01-	1,729.64

	Amount Current	Amount Last Month End	Amount Last Year End	Change This Month	Change This Year
Marina Receivables	47,267.17	48,832.92	43,152.84	1,565.75-	4,114.33
Interest Receivables					
Bank of Guam					
Bank of Hawaii					
Bank Pacific					
CitiBank					
Citizens Security Bank					
First Hawaiian Bank					
GovGuam Emp. Fed. Credit Union					
Oceanic Bank					
Other					
Interest Receivables					
Prepaid Expenses					
Prepaid Insurance	1,070,640.40	1,249,080.48	1,146,367	178,440.08-	1,070,640.40
Prepaid Expenses	334,420.17	389,677.12	1,146,367	55,256.95-	322,956.50
Prepaid Expenses	1,405,060.57	1,638,757.60	1,146,367	233,697.03-	1,393,596.90
Deferred Expenses					
Deferred Geda Addendum L/Lease					
Credit Note Reimbursement					
Deferred Expenses					
Current Assets	20,406,207.31	20,314,027.96	20,461,513.51	92,179.35	55,306.20-
Non Current Assets					
Long Term Receivable	2,258,190.48	2,258,190.48	2,258,190.48		
Long Term Receivable-DOA	1,490,449.90	1,490,449.90	1,490,449.90		
Long Term Receivable-Geda	3,748,640.38-	3,748,640.38-	3,748,640.38-		
Allow for Uncollectible Lt A/R					
Long Term Receivable					
Gas, Oil and Diesel Inventory	65.74	86.50	759.98	20.76-	694.24-
Supplies Inventory	202,369.87	195,006.70	191,781.84	7,363.17	10,588.03
Contra-Asset Inventory Adj.	1,676.68-	1,676.68-	1,676.68-		
Allowance for Obsolescence	59,716.55-	59,716.55-	59,716.55-		
Inventory for Survey					
Inventory	141,042.38	133,699.97	131,148.59	7,342.41	9,893.79
Work In Progress					
Const Work in Progr-Local	995,560.17	977,215.17	647,927.92	18,345.00	347,632.25
Const Work in Progr-Federal	15,841,353.22	15,547,381.76	15,210,729.78	293,971.46	610,623.44
Const Work in Progr-FMF	53,222.40	53,222.40			53,222.40
Work In Progress	16,890,135.79	16,577,819.33	15,850,657.70	312,316.46	1,031,478.09
Non Current Assets	17,031,178.17	16,711,519.30	15,989,806.29	319,658.87	1,041,371.88

	Amount Current	Last Month End	Last Year End	Change This Month	Change This Year
Property, Plant & Equipment					
Land					
Land-Cabras	3,563,000.00	3,563,000.00	3,563,000.00		
Land	3,563,000.00	3,563,000.00	3,563,000.00		
Buildings					
Buildings-Original	15,776,180.58	15,776,180.58	17,094,797.53		1,318,616.95-
Buildings-Substation Shelters	59,914,530.44	59,914,530.44	57,934,516.48		1,980,013.96
Buildings-Wharf Improvements	75,690,711.02	75,690,711.02	75,029,314.01		661,397.01
Buildings					
Accumulated Depreciation-Build					
AccDeprec-Buildings-Original	15,136,568.91-	15,134,073.96-	16,440,216.16-	2,494.95-	1,303,647.25
AccDeprec-Buildings-Sub Shelte	25,092,885.68-	24,956,962.13-	24,325,229.17-	135,923.55-	767,656.51-
AccDeprec-Buildings-Wharf Impr	40,229,454.59-	40,091,036.09-	40,765,445.33-	138,418.50-	535,990.74
Accumulated Depreciation-Build					
Furnishings & Equipment					
Air Tools	488,574.71	488,574.71	488,574.71		142,553.44-
Communications Equip	1,022,766.37	1,150,443.61	1,165,419.81	127,677.24-	480,000.00-
Computer Equip	25,290,681.83	25,770,681.83	25,770,681.83		19,328.86-
Crane Equip	446,994.25	446,994.25	466,323.11		
Furnishings & Office Equip	1,431,331.00	1,431,331.00	1,431,331.00		
Forklift Equip	3,159,937.31	3,159,937.31	3,159,937.31		
Gantry 3 Relocation Cost	10,788.72	10,788.72	10,788.72		
Generator Sets	1,995.00	1,995.00	1,995.00		2,439.00
Hand Tools	982,280.72	982,280.72	979,841.72		1,224.50
Load & Unload Equip	14,198.96	14,198.96	12,974.46		
Mowing Equip					
Other Equip					
Power Tools					
Safety Equip	269,865.29	269,865.29	262,873.62	2.00-	6,991.67
Shop Equip	1,680,737.97	1,680,737.97	1,680,737.97		137,001.00-
Tractors	557,565.00	557,565.00	694,566.00		
Vehicles & Motor Equip					
Furnishings & Equipment	35,628,917.13	35,756,597.37	36,397,247.26	127,680.24-	768,330.13-
Accumulated Depreciation-Furni					
AccDeprec-Air Tools	247,619.45-	241,906.14-	213,339.59-	5,713.31-	34,279.86-
AccDeprec-Communications Eqt.	893,256.11-	1,015,576.20-	1,009,437.72-	122,320.09-	115,166.64-
AccDeprec-Computer Equip	8,564,430.23-	8,358,911.76-	7,387,435.29-	205,478.47-	1,183,948.95-
AccDeprec-Crane Equip	261,305.53-	256,903.54-	267,202.21-	4,403.99-	5,899.68-
AccDeprec-Furnishings & Office	1,041,792.21-	1,034,122.25-	1,035,202.21-	7,666.96-	46,019.76-
AccDeprec-Forklift Equip	3,159,937.31-	3,159,937.31-	3,159,937.31-		
AccMort-Gantry 3 Relocation C	196,199.90-	195,199.92-	190,590.66-	999.98-	5,999.88-
AccDeprec-Generator Sets	10,689.78-	10,673.26-	10,590.66-	16.52-	
AccDeprec-Hand Tools					
AccDeprec-Load & Unload Equip	1,995.00-	1,995.00-	1,995.00-		
AccDeprec-Mowing Equip	684,701.26-	675,347.90-	628,587.10-	9,353.36-	56,120.16-
AccDeprec-Other Equip	11,332.12-	11,226.47-	10,688.22-	9,105.65-	633,90-
AccDeprec-Power Tools					

	Port Authority of Guam Balance Sheet As of 03/31/14			
	Amount Current	Last Month End	Amount Last Year End	Change This Year
AccDeprec-Safety Equip	157,420.98-	196,486.08-	192,200.08-	5,220.90-
AccDeprec-Shop Equip	960,247.41-	946,758.58-	879,304.43-	80,942.98-
AccDeprec-Tractors	448,150.91-	442,983.77-	551,288.88-	103,137.97-
AccDeprec-Vehicles & Motor Equ				
Accumulated Depreciation-Furni	16,679,078.20-	16,548,068.18-	15,491,016.98-	1,188,061.22-
Capital Leases				
Capital Leases				
Accumulated Amortization-Capit				
AccAmort-Capital Leases				
Accumulated Amortization-Capit				
Property, Plant & Equipment	57,974,095.36	58,371,204.12	58,733,098.96	759,003.60-
Total Assets	95,411,480.84	95,396,751.38	95,184,418.76	227,062.08
Total Liabilities & Capital				
Current Liabilities				
Accounts Payable				
Accounts Payable Custom				
Accounts Payable GSA				
Accounts Payable Others	1,462,248.53	1,620,593.29	3,000,766.87	1,538,518.34-
Accounts Payable Trade	1,341,808.62	1,915,878.04	2,495,540.06	1,153,731.44-
Accounts Payable Voucher	1,238.70-	5,143.61		1,238.70-
Accounts Payable	2,802,818.45	3,541,614.94	5,496,306.93	2,693,488.48-
Current Loan Payable				
Current ANZ (USDA) Loan Payabl	89,269.99	103,618.83	176,254.43	86,984.44-
CU ANZ (USDA) 12M Loan Payable	286,917.64	315,685.31	531,793.72	264,876.08-
Current Loan Payable	356,187.63	419,304.14	708,048.15	351,860.52-
Due to Public Utilities				
Due to GFA				
Due to GTA				
Due to GWA				
Due to Public Utilities				
Accrued Interest Payable				
Accrued Interest Payable				
Accrued Interest Payable				
Deferred Revenues				
Deferred Income - GDA	61,769.01-	61,769.01-	61,769.01-	190,695.74-
Deferred Revenues - Leases	100,000.00	100,000.00	290,695.74	7,854.70-
Deferred Revenues - Marinas				

Port Authority of Guam
Balance Sheet
AS OF 03/31/14

	Amount Current	Last Month End	Amount Last Year End	Change This Month	Change This Year
Deferred Revenues	38,230.99	38,230.99	237,301.43		199,070.44
Deferred Revenues					
Accrued Expenses	364,513.95	322,716.50	369,046.29	41,797.45	4,532.34
Accrued Payroll	1,161,229.91	1,157,053.47	1,063,409.56	4,176.44	97,820.35
Accrued Vacation Pay-Current					
Accrued Vacation Pay					
Accrued Earthquake Cost					
Accrued Cola/Supplemental					
Accrued Typhoon Cost					
Accrued Medical Tax					
Accrued Federal Grant					
Employee Insurance Payables	250,000.00	250,000.00	250,000.00		3,033.84
Employee Deductions Payable	7,101.67	5,551.01	4,067.83		
Withholding Tax Payable	169,810.10	145,810.80	150,509.89	23,999.30	19,300.21
Credit Union					
Accrued Miscellaneous Deductio					
Accrued Death & Disability Ins					
Retirement Contributions					
Deferred Compensation Plan Pay					
Accrued Expenses	1,952,655.63	1,880,831.78	1,837,033.57	71,823.85	115,622.06
Security Deposits	90,235.50	90,235.50	90,887.50		652.00
Security Deposits - Space Leas	24,952.40	24,952.40	24,839.90		112.50
Security Deposits - Marinas	115,187.90	115,187.90	115,727.40		539.50
Security Deposits					
Capital Lease Obligations- Cur					
Captl Lease Obligations-Curren					
Capital Lease Obligations- Cur					
Other Current Liabilities					
Reserve Shortage/Property Dama					
Lease Payable - GEDA					
Other Current Liabilities	5,265,080.60	5,995,169.75	8,394,417.48	730,089.15	3,129,336.88
Current Liabilities					
Non Current Liabilities					
Long Term Accrued Expenses					
Unfunded Retirement Contributi	296,903.82	296,903.82	296,903.82		
Accrued Vacation Pay-Long Term	1,216,519.94	1,216,519.94	1,216,519.94		
Accrued Sick Lve (DC)-Long Term	1,513,423.76	1,513,423.76	1,513,423.76		
Long Term Accrued Expenses					
Capital Lease Obligations					
Capital Lease Obligations					
Capital Lease Obligations					

	Amount Current	Last Month End	Last Year End	Change This Month	Change This Year
Long Term Loan Payables					
LT-ANZ (USDA) Loan Payable 3.5	2,860,883.44	2,860,883.44	2,860,883.44		
LT-ANZ (USDA) Loan Payable 12M	11,090,053.04	11,090,053.04	11,090,053.04		
Long Term Loan Payables	13,950,936.48	13,950,936.48	13,950,936.48		
Non Current Liabilities	15,464,360.24	15,464,360.24	15,464,360.24		
Capital Contributions & Equity					
Contributions-Local Government					
Contributions-Land	3,563,000.00	3,563,000.00	3,563,000.00		
Contributions-Property & Equip	13,483,688.19	13,483,688.19	13,483,688.19		
Contributions-General Fund	13,413,670.45	13,413,670.45	13,413,670.45		
Contributions-G.E.P.A.	100,000.00	100,000.00	100,000.00		
Contributions-PAG (Portion of	7,000.00	7,000.00	7,000.00		
Contributions-Local Government	17,567,358.64	17,567,358.64	17,567,358.64		
Contributions-Federal Governme					
Contributions-U.S. Govt Rehab	10,321,126.26	10,321,126.26	10,321,126.26		
Contributions-Economic Develop	1,492,676.57	1,492,676.57	1,492,676.57		
Contributions-U.S. Department	6,508,875.60	6,508,875.60	6,508,875.60		
Contributions-U.S. Govt-Fema	53,763.30	53,763.30	53,763.30		
Contributions-Federal Governme	18,376,441.73	18,376,441.73	18,376,441.73		
Accumulated Earnings					
Accumulated Earnings	22,953,260.99	22,953,260.99	22,953,260.99		
Accumulated Earnings (Deficit)	12,428,574.68	12,428,574.68	12,428,574.68		
Accumulated Earnings	35,381,835.67	35,381,835.67	35,381,835.67		
Net Earnings (Loss)	3,356,403.96	2,611,585.35	5.00	744,818.61	3,356,398.96
Capital Contributions & Equity	74,682,040.00	73,937,221.39	71,325,641.04	744,818.61	3,356,398.96
Total Liabilities & Capital	95,411,480.84	95,396,751.38	95,184,418.76	14,729.46	227,062.08

Number	Name	Address	Phone Number	Co	Balance Open	Current	Aging			Over 120	Amount	Last Paid Date
							31 - 60	61 - 90	91 - 120			
1487	Guam Federation of Teacher		7354390	00050	859.00-	859.00-				261.00	04/03/14	
1490	Guam Telephone Authority		6462100/335	00050	358.56	358.56				90.00	02/21/14	
1769	MANIBUSAN, FRANK C.		9696038	00050	90.00-	90.00-				1950.00	11/04/11	
7106	Shell Guam, Inc.		6470000	00050	52650.00	146760.94	1950.00	1950.00	46800.00	1472.05	04/11/14	
7341	Ambyth Shipping & Trading		4778200/647	00050	146760.94	146760.94				12690.94	04/10/14	
7350	Consolidated Transportatio		6462853/447	00050	558070.10	459084.74	98789.24	305793.55		100.00	03/20/14	
7368	Cabrera Marine Corp		6493102/3EV	00050	142137.63	42040.35	17565.21	3191.70		421195.98	04/17/14	
7374	Maxson Navigation Co.		6493102/3EV	00050	2528608.12	392722.36	2813.24	65995.68		39460.63	04/15/14	
7384	Marianas Steamship Agencie		4725981/2	00050	483583.72	389742.15	3540.77	89229.90		19907.64	03/21/14	
7413	Seabridge Inc.		6499303/3IC	00050	140032.53	50308.04	11301.11	82.32		615.00	04/07/14	
7624	Microesian Divers Assoc.,		4726324/SCO	00050	500.00	500.00				1974.30	04/10/14	
7793	Guam Dolphin's Marine Spor		6873492MRS.	00050	525.30	525.30				23658.37	04/03/14	
7931	Inchcape Shipping Services		4775921/4	00050	45629.97	26178.24	16687.17			5000.00	07/14/11	
8141	International Bridge Corp.		6354026/VIC	00050	262.29	262.29				119.25	04/14/14	
8230	Ocean Care Company		4752700/ELL	00050	54.81-	54.81-				95.40	03/25/14	
8493	Scuba Company		6473072/3	00050	9682.24	6625.90	2933.55	122.79				
8547	Sanko Bussan (Guam) Co, Lt		6493369/646	00050	540.75	540.75						
9208	FTI Pacific, Inc. DBA:IT&		3393129JONA	00050	31411.77	3385.24-	3218.25	3218.25	21757.02			
9363	Luen Fung Enterprises		6468886/89	00050	3385.24-	45.14-				45.14	12/27/12	
9611	Ziskovsky, Michael J./Jan		6461940	00050	18955.53	154.50	750.00	750.00	16705.53			
9620	Alupang Beach Club		6464712/CNT	00050	40.00	40.00				432.51	03/24/14	
9654	Baba, Hideharu		7344123	00050	80.00-	80.00-				200.00	02/25/14	
9697	Camacho, Antonio Frank C.		9899944	00050	150.00	50.00	50.00			175.00	11/27/13	
9742	Duenas, Christopher M.		4728353	00050	80.00-	80.00-				80.00	12/02/13	
9751	Duenas Roy P.		5654038	00050	1587.50	162.50	137.50	837.50		250.00	04/10/14	
9814	Pentress, Michael D.		4757777/AKI	00050	510.00-	510.00-				600.00	04/01/14	
9822	Osakana Cruise, Inc/Fish E		4757777/AKI	00050	450.00-	450.00-				600.00	03/27/14	
9849	Flores, William A.		6461571	00050	9084.14	9084.14				10.26	01/15/14	
9911	Guam YTK Corporation		4776961	00050	281.30	281.30				303.00	01/24/11	
10081	Landolt, Callum L.		6884802	00050	18.70-	18.70-				137.50	10/15/13	
10111	Maeda Pacific Corporation		6466050/ROM	00050	1307.51	117.30				137.50	04/14/14	
10217	Maeda Pacific Corporation		2960516	00050	402.36-	402.36-				508.02	02/02/12	
10225	Mobil Oil Guam, Inc.		6483600	00050	43.43-	43.43-				160.00	03/24/14	
10516	Pacific Data System		6484361/2	00050	845.33	80.00			765.33	880.00	12/27/13	
10621	Peretz, Thomas L.G.		7894514	00050	720.00-	720.00-				15.45	02/24/14	
10743	Poppe, Edward/FISH INC		6468903	00050	1004.90-	1019.56-			14.66	23.85	03/21/14	
10778	Real World Diving		6388133/CHR	00050	22.55-	22.55-				190.74	03/21/14	
11615	Tsang Brothers Corporation		5652395	00050	371.65	328.87			42.78	554.60	04/01/14	
11756	V. Angoco's Trucking		4777490	00050	210.18	87.30				1797.12	03/19/14	
11776	American Bureau of Shippin		4728426	00050	2499.28	30.00-	122.88		2529.28	30.85	03/27/14	
11778	Customs and Quarantine Age		6464442/648	00050						45.20	04/08/14	
11814	J.L. Baker & Sons/COS/LA G		6498664	00050	214.61	214.61				510.00	04/03/14	
11848	Fantasea Charters/Velez, A		5657185/727	00050	510.00	510.00				203.11	01/30/13	
11854	J.C. Marketing		6336330/31/	00050	45.13-	45.13-				220.00	04/16/13	
12293	Bradford, William W.		5651172/SOM	00050	1100.00	220.00	220.00	220.00		590.55	03/31/14	
12338	Tenbata Guam		4776203/687	00050	420.00	50.57-				625.55	03/31/14	
12353	Pacific Produce Corp		6468082	00050	100.00	100.00				560.00	12/16/13	
12373	Beighley, Jim/Mark Baldyga		6372052	00050	150.00-	150.00-				360.00	03/18/14	
12394	Wong, Billy		6466800	00050	80.00-	80.00-				360.00	12/16/13	
12397	Crus, John R.		6531039	00050	16567.00	1010.60-				16893.00	03/05/12	
12400	Renolith Resources		6881288/472	00050	174.50	87.00			342.30	16893.00	12/05/12	
12419	Nelsen, Jeff G.		6495722	00050	174.50	87.00			342.30	265.00	04/07/14	

Port Authority of Guam
Aging Summary Report

Number	Name	Address	Phone Number	Co	Balance Open	Current	Aging				Last Amount	Date
							31	60	90	120		
12424	Flores, Joaquin C.		4774487	00050	221.72-	221.72-					137.50	11/25/13
12446	Coam Trading (Guam) Co. Lt		4724567	00050	600.63	600.63					733.63	04/01/14
12511	Hanson Permanent Cement Co		4711300	00050	264807.14-	264807.14-					232358.74	02/18/14
12851	Eric Bell		4848900	00050	450.00-	450.00-					600.00	01/30/14
12895	Bel, James C. of Cynthia		4822785	CYN	150.00-	150.00-					450.00	03/06/14
13030	South Pacific Petroleum Co		4738871	00050	691.52	691.52					419.43	04/09/14
13044	Smithridge Guam, Inc.		5535636	STE	18039.06	1452.09					9440.37	02/10/14
13089	Guam Fisherman's cooperati		4726323	CAR	500.00-	500.00-					600.00	03/04/14
13108	Turner David		6489745	00050	137.50	137.50					275.00	04/09/14
13121	Tidewater M&B		6878473	477	3693.22	339.90					4929.12	04/04/14
13158	GENTLEMAN DIVERS SHOP		4773553	00050	2006.35	2006.42					50.00	03/19/14
13190	SHAWNEE DIVE STATION		6460838	00050	3110.81	804.11-					750.00	03/04/14
13201	Sam Sn. Agudo and Seo Jun		7344292	647	189.67	15.45					180.00	03/31/14
13202	Guam Tropical Dive Station		4772774	00050	3.35-	750.00-					750.00	03/04/14
13216	Department of Administrati		4761129	00050	143.25	30.00-					316.29	03/04/14
13217	Calli Music Inc		6461104	00050	49.72-	49.72-					173.25	03/04/14
13272	California Mart		6490521	888	122.58-	122.58-					525.88	01/19/12
13472	Lala Machine Agency		6498833	00050	1755.97	776.27					1053.30	02/13/14
13495	BWE & SO Inc./DB's Builde		6323338	637	51.98-	51.98-					466.17	04/16/14
13509	Horizon Lines		4768100	MAI	12198.40-	12198.40-					11778.31	12/04/12
13527	Hart, John B		7274922	00050	305.20	305.20					305.20	04/11/14
13536	Guam Lucky Strike, Inc./Jo		4776489	00050	350.34	300.93					525.00	07/23/13
13537	Wang Lucky		6377171	00050	90.00-	90.00-					1491.31	02/28/14
13554	Bob Kuley C		6351123	CNT	923.41	923.41					2400.00	09/30/08
13594	S.R. Enterprises		6480521	00050	428.85-	428.85-					970.34	03/24/14
13651	M.A. Y. (Guam) Inc.		6478020	SAM	1651.12	400.28					800.56	12/18/13
13652	Y.A. Nito		6490889	00050	335.00-	335.00-					440.00	03/25/14
13653	Bel, Barry		4831672	NOT	958.96	958.96					108.53	02/28/11
13696	Let's Pacifica Trading, In		7273365	SEO	1829.27	1829.27					520.00	04/04/14
13727	Ross Robert		4777238	00050	1150.00	137.50					300.00	09/18/13
13844	Hagen, William		6479120	473	354.80-	354.80-					210.70	10/04/13
13913	Cape Tech International		6329135	637	14.66	14.66					154.56	04/15/14
14029	Big Bird Enterprises, Inc.		6801000	ROY	2.30-	2.30-					125.00	12/06/12
14029	CRB TRADING INC.		4720001	00050	27.50-	27.50-					1508.56	10/27/11
14061	AR Sunrizer Canteen/Cateri		6491245	00050	588.79	588.79					588.79	04/11/14
14122	Global Recycling Center		4776133	00050	85.56-	85.56-					85.56	03/15/13
14126	Margarita Charters		7777728	00050	934.90	934.90					934.90	04/09/14
14150	PIER KENNETH		7777728	00050	137.50-	137.50-					275.00	02/20/14
14160	Bryan Keller		7893814	00050	4912.04	4912.04					50.00	12/05/11
14161	Isla Trucking		8981911	MIK	3294.85	3294.85					483.00	01/28/14
14171	Norton Lilly International		4754654	00050	21233.26	21233.26					218.56	03/24/14
14197	Parsons Brinckerhoff Inter		9884554	MAT	720.00-	720.00-					30.00	03/17/14
14210	Kaneshiro, Roger J., D.D.S		6469890	00050	9340.06	9340.06					985.00	02/21/14
14290	Brand, Inc.		6462726	888	338.97-	338.97-					333.00	04/11/14
14290	DGX		6493333	JER	21.39-	21.39-					338.10	04/09/14
14317	KAYJO CORP		6470647	00050	1100.00	1100.00					1303.68	11/30/12
14331	Prickel, Charles		6876761	00050	256.00	256.00					245.00	09/16/13
14336	Cruz, Joseph L.		4771818	00050	1170.08	1170.08					5484.48	03/26/14
14345	Selleen, William		4726481	00050	125.00-	125.00-					125.00	03/04/14
14364	P. S. V. Corp./Joo, Gi Bum		4771900	688	3906.50	803.55					5865.60	04/08/14
14368	Tyco Electronics Subsea Co		2838994	00050	64.25	64.25					11491.20	04/11/14
14381	Adva Dive & Marine Sports,		6887700	YUK	4488.39	648.90					2706.60	04/03/14
14382	Sepey, Ulysess Y.		6495003	00050	1062.50	137.50					150.00	04/03/14
14384	Auto Marine Inc.		1604.68	00050	77.25	77.25					2000.00	03/26/14

Port Authority of Guam
Aging Summary Report

Number	Name	Address	Phone Number	CO	Balance Open	Current	31	60	61	90	91	120	Over	120	Amount	Laat Paid Date
14868	Ie, Hien Van		7976269	00050	1237.50										137.50	02/14/12
14875	Best, Bruce		7894746	00050	440.02	55.00	137.50								137.50	04/11/14
14880	Roberts, Tom		6329733	00050	115.92	115.92									115.92	04/02/14
14893	Cruz, Joseph R.		7346639	00050	85.50	85.50									85.50	09/19/12
14907	Taitano, John		4725161	00050	84.00										84.00	03/18/14
14911	Royal Cargo Guam, LLC		6337225/6	00050	217.59										1647.27	10/04/13
14914	Bjg, Fachinko		6889999/MR.	00050	41.35	41.35									43.42	12/13/11
14922	Jack Michael		6497300	00050	1060.00										300.00	10/07/13
14932	Shocguns		6871600	00050	1483.28										2000.00	06/26/13
14932	LONGLEY, CHARLES		6838199	00050	574.80	574.80									220.00	03/31/14
14949	Oka, Hiroyuki		6495551	00050	712.50										275.00	08/19/13
14963	Castro, Jesse AR		7774241	00050	112.50	112.50									135.00	02/27/14
14968	Polaris Guam LLC/Wu, John		6478262/ARO	00050	9232.77										2121.13	07/19/13
14988	Nguyen, Hoa Van		7771157	00050	480.00	480.00									960.00	12/05/13
14988	Ten Bulls Corporation		9693944/394	00050	2166.24										22.57	08/08/12
15028	Jsc International, LLC		9898451	00050	25.99	25.99									211.96	12/18/12
15032	Pacific Marine Enterprises		7651203	00050	370.94										695.52	03/04/13
15040	Tyquengco, Joseph T.		747-4000	00050	412.50	412.50									412.50	03/10/14
15051	Isla Fishing & Diving, Inc		4336686	00050	1390.00	255.00	420.00								412.50	03/10/14
15052	DENVO VENTURES, LLC		982424	00050	206.25	206.25									1100.00	04/11/14
15054	Denman, Peter		982424	00050	206.25	206.25									137.50	03/04/14
15062	Kondo, Etsuo		4773533	00050	175.00										300.00	05/09/13
15066	Shida, Paul H.		6496482	00050	95.00	70.00	25.00								210.00	04/09/14
15091	Heigenberger, Patrick		9890951/NO.	00050	1100.00	137.50	137.50								137.50	07/02/13
15096	International Bridge & Con		6534026	00050	84.10	84.10									84.10	07/09/13
15097	Wunsay, Lowell B.		4875283	00050	837.75	137.50	137.50								174.00	12/06/13
15099	Williams, Michael E.		6853335	00050	207.97	207.97									220.00	04/03/14
15103	Collier, Ernest		4882656	00050	85.20										85.20	04/07/14
15106	MORFORTRUST USA		8884848	00050	2060.00	2060.00									400.00	03/28/14
15122	Global Un Salvage Inc.		9296728	00050	5955.76										13247.74	10/22/13
15143	FRANCIS, AKIRA		9296728	00050	412.50	412.50									2.50	03/18/14
15143	FRANCIS, Benjamin		7340005	00050	50.00	50.00									2.50	10/29/13
15145	MOSA'S HOLDERS & Construc		8986349	00050	148.79										135.00	03/18/14
15147	Hepner, Jeremy T.		4886672	00050	50.00	50.00									27.46	04/02/14
15149	PIKARU GROUP CORPORATION		6499751	00050	437.50	137.50	300.00								456.85	01/15/14
15152	SUNNY SIDE UP GUAM, INC.		727-8767/70	00050	907.50	45.14									45.14	01/02/14
15154	ELSEBETH, O'BAMA, MARIE D.		797-1821	00050	14.66	14.66									907.50	03/14/14
15166	Jenkins, David		6497031	00050	125.00	125.00									14.66	12/13/13
15168	World Pinnacle/Guam Pimmac		6473483	00050	250.00	250.00									250.00	02/28/14
15171	Let P Streamer		6473483	00050	250.00	250.00									125.00	02/28/14
15171	Let P Streamer		6473483	00050	250.00	250.00									250.00	02/28/14
15172	PAY PACIFIC DIVERS		898-2037	00050	750.00	750.00									250.00	03/04/14
15173	MCCURE, ERIC WAYNE		483-6324	00050	250.00	250.00									250.00	03/04/14
15175	GO DIVE GUAM SURF & DIVE		688-8248	00050	125.00	125.00									250.00	03/04/14
15175	Agan, Jeff		7888903	00050	125.00	125.00									125.00	03/05/14
15176	Reeves, Bennett Dudley Jr.		4838719	00050	125.00	125.00									125.00	03/11/14
15180	Poon Tat			00050	125.00	125.00									45.20	03/13/14

Port Authority of Guam 6270971.85 813970.35 917969.09 231283.98 68990.73 238757.70

Grand Total: 6270971.85 813970.35 917969.09 231283.98 68990.73 238757.70

Supplier	Supplier Name	Phone	Co	Balance Open	Current	91	120	121	Over
1485	Administrative Se		00050	1.00					1.00
14929	AMORIENT Engineer	671 6498170	00050	35740.59	35740.59				
11768	Benson Guam Enter	671 477562 (SALLY)	00050	467.96	467.96				
12239	Best American Too	671 6465058 (ELMA)	00050	465.87	465.87				293.54
13174	Calvos Select Car	671 4726816	00050	1133.12	1133.12				
11831	Cash		00050	550.00	550.00				
13684	Chang Chin Inc.	671 6494074	00050	50.00	50.00				
12107	COPY Express Prin	671 6462679 (FRANC)	00050	482.90	482.90				
7739	COST-U-Less	671 6494744/4766J	00050	562.10	562.10				
14591	Cruz, Patricia B.		00050	266.00	266.00				
13935	D.S.Y. Corporatio	671 6371687 (FE)	00050	7006.00	7006.00				
11974	DeLoitte & Touche		00050	150.29	150.29				
11778	Dewitt Trans Scr	671 6464442/64818	00050	458.29	458.29				
11448	Dept. Rev. & Touc		00050	370.32	370.32				
11974	Diamond Auto Fair	671 6494224/64605	00050	18345.00	18345.00				
7798	DENOVU VENTURES,	671 4336686	00050	473.01	473.01				
14763	Fastenal Company,	671 6451406	00050	1400.00	1400.00				
14372	Federal Reserve B	800 5532663	00050	793.50	793.50				
9030	Foremost Crystal	671 6499782	00050	50.00	50.00				
14865	Gibson, Mary Mich		00050	28.87	28.87				
11447	Gov't of Guam Ret		00050	19.02	19.02				
13737	Gov't of Guam Ret		00050	282.54	282.54				
11455	Gov't of Guam Ret	671 4758951/2	00050	719.08	719.08				
11330	Government of Gua	671 6324442	00050	841.00	841.00				
14507	Guam Home Center		00050	90859.93	90859.93				
8846	Guam Memorial Hos		00050	177.40	177.40				
7851	Guam Power Author	671 5652909 (AGAT)	00050	15711.55	15711.55				
1490	Guam Telephone Au	671 6452100/3350	00050	30782.53	30782.53				
12126	Guam Waterworks A	671 6477800 (ROSE)	00050	1373.60	1373.60				
14446	Hoi Ming Printing	671 4777154	00050	1722.30	1722.30				
14320	Home Depot (Tine)	671 6460401	00050	1455.46	1455.46				
9187	Hydra-Air Pacific	671 6459843/5844N	00050	1175.46	1175.46				
9152	HFP Industrial Pr	671 6470345	00050	111.82	111.82				
13092	I Connect	671 8888888/88875	00050	3500.00	3500.00				
11830	Iris Ltd.	310 5444000	00050	120.00	120.00				
11784	Island Choice Dri	671 6328502	00050	512.55	512.55				
9224	Island Equipment	671 645261/64652	00050	2337.29	2337.29				
13105	IBM Corporation	671 4754408	00050	765.00	765.00				
14514	ICON Corporation	671 6874265	00050	450.00	450.00				
9312	Jack Peters & Com	671 6451241/7349 (00050	50.96	50.96				
14946	JTC Services Guam	671 4723800	00050	50.00	50.00				
11786	K-M Universal Fal	671 6461851 (EDDIE	00050	50.00	50.00				
15177	Kernaghan, Timoth	800 3560783	00050	11.00	11.00				
9339	Lab Safety Supply	671 6860783	00050	247520.00	247520.00				
10111	Maeda Pacific Cor	671 6458980 (ROMIE	00050	53909.10	53909.10				
77376	Matson Navigatlon	671 632126/5169/	00050	614.70	614.70				
10188	Mid-Pac Far East	671 645166/FRANK	00050	343.06	343.06				
10250	MORRICO EQUIPMENT	671 645166/FRANK	00050	160.00	160.00				
13909	MARIANAS VARIETY	671 645166/FRANK	00050	129.95	129.95				
15106	MORPHOTRUST USA	202 6854848	00050	475.00	475.00				
14711	National Trading	671 6471863	00050	339.80	339.80				
10399	Oceanic Lumber I	671 6471863	00050	339.80	339.80				
12034	Office Of The Att	671 6465111/3 (MYL	00050	12957.13	12957.13				
14349	Options FC	671 6330263/4	00050	645.00	645.00				
11811	Pacific Daily New	671 4721736 (FAEX2	00050	885.57	885.57				

891.28

126331.02

7.14

12957.13

Port Authority of Guam
Accounts Payable Summary

Supplier	Supplier Name	Phone	Co	Balance Open	Current	61	90	91	120	121	Over
10516	Pacific Data Svcs	671 6484361/2	00050	70.94	70.94						0
13901	Pacific Waste Svcs	671 6461925	00050	13118.88	13118.88						
14197	Parsons Brinckerhoff	671 2884554	00050	240006.90	240006.90						
12117	Parsons Brinckerhoff	671 2884554	00050	1225.76	1225.76						
15144	PERSECUTE COATING	671 6494627	00050	1030.75	1030.75						
10833	PERSECUTE COATING, D.	671 6469287	00050	7044.91	7044.91						
17093	Perfection Supply C	671 4725651	00050	781.02	781.02						
14792	Safetytel System	671 6496440	00050	660.00	660.00						
13030	Securities Pacific	671 6490737	00050	14000.00	14000.00						
11017	South Pacific Tel	671 4728571	00050	230.00	230.00						
11155	South Pacific Tel	671 4728571	00050	50.00	50.00						
14864	STANBORD MFG CO	671 4775331/332.3	00050	6219.59	6219.59						6219.59
9198	STANBORD INSURANCE	671 3212031	00050	1124.04	1124.04						
12729	Stannard House Dept.	671 4777454	00050	4320.02	4320.02						
13420	Treasure Bay, Inc.	671 4722653	00050	377366.95	377366.95						
11983	Treasurer of Guam		00050	6035.05	6035.05						
14642	Tristar Terminals	671 5652300	00050	3814.35	3814.35						486.12
11615	Tristar Terminals	671 5982133	00050	434.40	434.40						
12974	United Tyres	671 6496132	00050	1960.00	1960.00						
11956	Workers Compensat		00050	8625.00	8625.00						8625.00
14915	WASHLAND OF GUAM	671 6379008	00050	1000.00	1000.00						
7253	Xerox Corporation	671 4779456/9495	00050	4434.61	4434.61						
00050	Port Authority of Guam			1341808.62	1183970.32	891.28					156947.02
Grand Total				1341808.62	1183970.32	891.28					156947.02

PORT AUTHORITY OF GUAM

Budget Transactions

In the January 31, 2013 board meeting, Acting General Manager requested authorization from the Board of Directors to allow management to lift quarterly budget and be able to transfer money within divisions budget to give them the flexibility to manage their division. The Board of Directors approved the above request provided that the request be documented and that the Board be informed. Therefore, below are the current transactions.

Budget Lifts:

Memo Date	Division	Request	Acct. No.	Annual Budget	Quarter Budget	Used as of PPE 4/05/14	pending requisitions/PO's	Balance as of YTD	Reason
3/24/2014	Trans	Lift 3rd qtr	331.8114	101,500	25,375	53,218		48,282	To process OT
3/25/2014	Gen Admin	Lift Annual	610.8665.PROF	6,243	1,561	911	3,710	1,622	To process Blanket PO for records mgmt
3/27/2014	Safety	Lift Annual	123.8524	6,970	1,743	126	5,807	1,036	To proc. requisition for fire ext. & first aid
4/4/2014	Maint	Lift 4 th	411.8114	81,889	20,472	55,231		26,658	To process OT
4/15/2014	Trans	Lift 4 th	332.8114	154,000	38,500	105,737		48,263	To process OT
4/15/2014	Trans	Lift 4 th	333.8114	14,000	3,500	13,514		486	To process OT

Divisional Transfers:

Memo Date	Division	Request	Acct. No.	Annual Budget	Quarter Budget	Used as of PPE 4/05/14	pending requisitions/PO's	Balance as of YTD	Reason
4/15/2014	Trans	Transfer		330.8114	333.8114			5,000.00	Commit funding for OT

PORT AUTHORITY OF GUAM

Crane Surcharge					9.50%	BOG 0101-330971 50.1122.BOGCRANE	
60.5851					Sinking	Bank Bal.	
Date	Description	Amount	Balance	Remarks	Fund	Amount	Date
9/30/2013	Balance Forwarded		(697,226.99)		391,239.08	445,691.47	
10/20/2013	Loan Payment	(101,426.79)	(798,653.78)				
10/1/2013	Pola Insurance Prem	(260,000.00)	(1,058,653.78)			22,379.06	10/21/2013
10/31/2013	Revenues	525,175.72	(533,478.06)		49,891.69		
10/31/2013	Depreciation	(66,666.67)	(600,144.73)				
10/31/2013	Pola 14 Exp 70.8390	(16,384.93)	(616,529.66)				
	Pola 16 Exp 70.8391	\$ (16,384.94)	(632,914.60)				
	Pola 17 Exp 70.8392	\$ (16,384.93)	(649,299.53)				
	Gantry 3	\$ -	(649,299.53)				
10/31/2013	Reserve	\$ (49,891.69)	(699,191.22)				
11/20/2013	Loan Payment	(101,426.79)	(800,618.01)			31,820.78	11/6/2013
11/30/2013	Revenues	422,819.31	(377,798.70)		40,167.83		
11/30/2013	Depreciation	(66,666.67)	(444,465.37)				
11/30/2013	Pola 14 Exp 70.8390	(15,862.38)	(460,327.75)				
	Pola 16 Exp 70.8391	(15,811.88)	(476,139.63)				
	Pola 17 Exp 70.8392	(16,667.94)	(492,807.57)				
	Gantry 3	(493.81)	(493,301.38)				
11/30/2013	Reserve	(40,167.83)	(533,469.22)				
	Reverse accrual	341,970.34	(191,498.88)				
11/30/2013	FY13 G3 Expense	\$ (404,985.52)	(596,484.40)				
12/20/2013	Loan Payment	(101,426.79)	(697,911.19)			5814.03	12/4/2013
12/31/2013	Revenues	\$ 458,436.01	(239,475.18)		\$ 43,551.42		
12/31/2013	Depreciation	(66,666.67)	(306,141.85)			41.09	12/31/2013
12/31/2013	Pola 14 Exp 70.8390	\$ (10,303.91)	(316,445.76)				
	Pola 16 Exp 70.8391	\$ (10,303.91)	(326,749.67)				
	Pola 17 Exp 70.8392	\$ (10,303.93)	(337,053.60)				
12/31/2013	Gantry 3	-	(337,053.60)				
12/31/2013	Reserve	\$ (43,551.42)	(380,605.02)				
1/20/2014	Loan Payment	(101,426.79)	(482,031.81)			8,939.67	1/23/2014
1/31/2014	Revenues	494,485.98	12,454.17		46,976.17	22,484.99	1/24/2014
1/31/2014	Depreciation	(66,666.67)	(54,212.50)				
1/31/2014	Pola 14 Exp 70.8390	\$ (118,310.59)	(172,523.09)				
	Pola 16 Exp 70.8391	(68,665.60)	(241,188.69)				
	Pola 17 Exp 70.8392	(85,274.16)	(326,462.85)				
1/31/2014	Gantry 3	(15,721.72)	(342,184.57)				
1/31/2014	Reserve	\$ (46,976.17)	(389,160.74)			107.94	1/31/2014
2/20/2014	Loan Payment	(101,426.79)	(490,587.53)			21,322.30	2/20/2014
2/28/2014	Revenues	396,936.26	(93,651.27)			39,765.06	2/21/2014
2/28/2014	Depreciation	(66,666.67)	(160,317.94)			52.78	2/28/2014
	Pola 14 Exp 70.8390	\$ (53,442.07)	(213,760.01)				
	Pola 16 Exp 70.8391	\$ (28,770.97)	(242,530.98)				

PORT AUTHORITY OF GUAM

Crane Surcharge					9.50%	BOG 0101-330971 50.1122.BOGCRANE	
60.5851					Sinking	Bank Bal.	
Date	Description	Amount	Balance	Remarks	Fund	Amount	Date
	Pola 17 Exp 70.8392	\$ (33,353.01)	(275,883.99)				
	Gantry 3	\$ (40,761.86)	(316,645.85)				
2/28/2014	Reserve	(37,708.94)	(354,354.79)		37,708.94		
3/20/2014	Loan Payment	(101,426.79)	(455,781.58)				
3/31/2014	Revenues	\$ 476,636.36	20,854.78				
3/31/2014	Depreciation	(66,666.67)	(45,811.89)				
3/31/2014	Pola 14 Exp 70.8390	\$ (17,192.94)	(63,004.83)				
	Pola 16 Exp 70.8391	\$ (19,588.11)	(82,592.94)				
	Pola 17 Exp 70.8392	\$ (17,193.05)	(99,785.99)			17,733.04	3/6/2014
	Gantry 3	-	(99,785.99)			17,417.74	3/24/2014
3/31/2014	Reserve	\$ (45,280.45)	(145,066.44)		45,280.45	65.47	3/31/2014
			(145,066.44)				
					654,815.60	633,635.42	
					-		

PORT AUTHORITY OF GUAM

Facility Maintenance Fee Ledger

50.1122.BOGFM

60.5841						BOG	
Date	Description	Debit	Credit	Balance	Remarks	Balance	Date
				-		1,343.72	10/18/2012
10/31/2012	Revenues	128,054.41		128,054.41			
11/30/2012	Revenues	136,714.49		264,768.90		17,571.41	3/18/2013
12/31/2012	Revenues	135,134.97		399,903.87		16,017.96	3/28/2013
1/31/2013	Revenues	83,474.01		483,377.88		50,000.00	4/2/2013
2/28/2013	Revenues	134,963.11		618,340.99		55,181.02	4/5/2013
3/31/2013	Revenues	106,297.86		724,638.85		15,000.00	4/10/2013
4/30/2013	Revenues	101,044.38		825,683.23		87,504.18	4/15/2013
5/31/2013	Revenues	133,634.87		959,318.10		350,000.00	4/19/2013
6/14/2013	LC4 Cable Replacement (DCK Pacific)		78,000.00	881,318.10	Completed	18,650.26	4/30/2013
6/30/2013	Revenues	111,439.34		992,757.44		107,294.52	5/8/2013
7/31/2013	Revenues	131,824.10		1,124,581.54		11,818.72	6/27/2013
7/31/2013	Yard Stripping		235,000.00	889,581.54		5,112.15	7/3/2013
	F5/6 Concrete Pole Light Upgrade Doc		231,680.00	657,901.54	Awarded	37,942.64	7/10/2013
7/31/2013	High Tower Renovation		25,000.00	632,901.54		94,264.19	7/12/2013
7/31/2013	Lower Tower Renovation		65,000.00	567,901.54		11,388.23	7/24/2013
7/31/2013	Warehouse 1, Bay 2 & 3 removal/rep		75,500.00	492,401.54	Completed		
	Terminal Relocation		10,000.00	482,401.54		106,434.24	7/30/2013
8/31/2013	Revenues	110,602.88		593,004.42			
8/31/2013	Lower Tower 2nd Floor Renovation		53,000.00	540,004.42			
	Hotel Wharf		537,000.00	3,004.42		19,950.41	8/2/2013
9/30/2013	Revenues	104,197.42		107,201.84		58,758.05	8/13/2013
10/31/2013	Revenues	131,158.87		238,360.71		106,361.97	9/3/2013
11/30/2013	Revenues	104,937.30		343,298.01		17,677.97	9/25/2013
12/31/2013	Revenues	111,418.07		454,716.08		25,695.93	9/30/2013
1/3/2014	F-6 Bollard Repair		25,000.00	429,716.08		99.78	12/31/2013
1/3/2014	Spalling - CFS		221,000.00	208,716.08		39,420.19	1/9/2014
1/3/2014	Hatch Covers-CFS		12,000.00	196,716.08		260.76	1/31/2014
	Other Small Projects		177,516.00	19,200.08			
1/31/2014	Revenues	125,865.40		145,065.48			
2/17/2014	F2/F3 West Gate		5,000.00	140,065.48			
2/28/2014	Revenues	88,709.38		228,774.86		120.22	2/28/2014
2/26/2014	Underground Power lines		90,000.00	138,774.86			
3/31/2014	Revenues	111,424.72		250,199.58		77,786.35	
				250,199.58		140.04	
						1,331,794.91	

OPERATION DIVISION REPORT SUMMARIZATION

April 03, 2014

Prepared By: John B. Santos

CONTAINER REPORT:

For the Month of March:

- Total Cargo Vessels: 27
- Total Containers Handled: 7,152
-

Year to Date (October 2013 – September 2014)

- Total Cargo Vessels: 140
 - Total Containers Handled: 43,637
 - Monthly Container Handled Average: 7,273
-

VESSEL PRODUCTIVITY REPORT:

Average Gross Move Per Hour (AGMPH):

- Matson 22 AGMPH
 - MSA Barges 17 AGMPH
 - MSA Kyowa, Condor 13 AGMPH
 - Ambyth 12 AGMPH
 - MEL 19 AGMPH
-

EQUIPMENT REPORT:

Gantry Cranes:

Gantry Cranes 4, 5, & 6 are fully operational for this period. Gantry crane 3 is still under repair status. Gantry cranes 4, 5, & 6 were utilized. **Downtime:** (Gantry 4 had a little over one hour due to problems with the power, gantry & spreader; Gantry 5 had almost three hours due to problems with its power, spreader, twistlock, gantry, & power cable; Gantry 6 had over four hours due to problems with the spreader, oil leaks, twistlock, & power).

Mobile Harbor Crane:

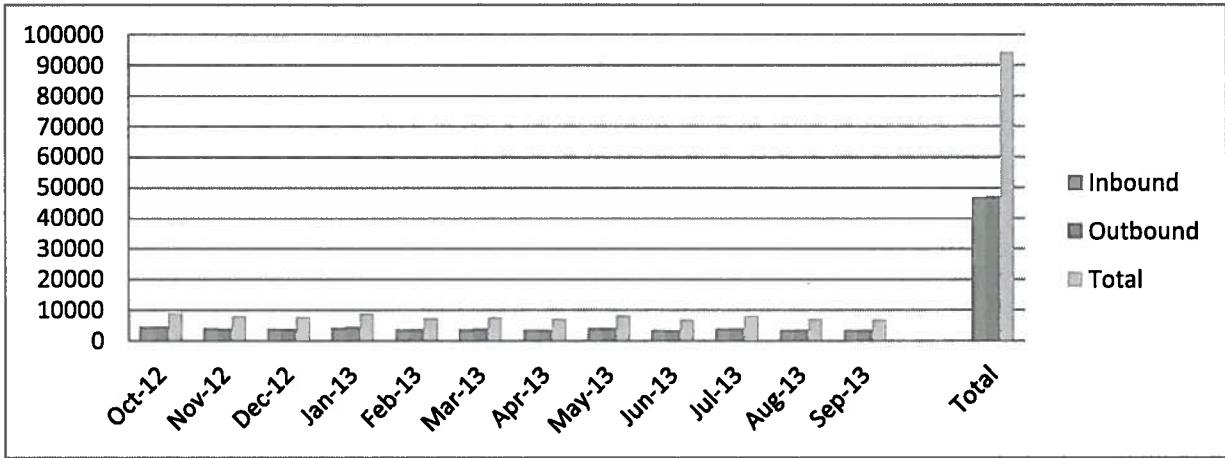
Not used for cargo operations during this period.

Container Total Comparison
Fiscal Year 2013 - Fiscal Year 2014

Month	Inbound	Outbound	Total
Oct-12	4557	4656	9213
Nov-12	4211	3944	8155
Dec-12	3938	3873	7811
Jan-13	4263	4645	8908
Feb-13	3720	3716	7436
Mar-13	3799	3969	7768
Apr-13	3692	3574	7266
May-13	4170	4185	8355
Jun-13	3586	3454	7040
Jul-13	4007	4126	8133
Aug-13	3578	3615	7193
Sep-13	3506	3554	7060

8215 (6 Months Average)

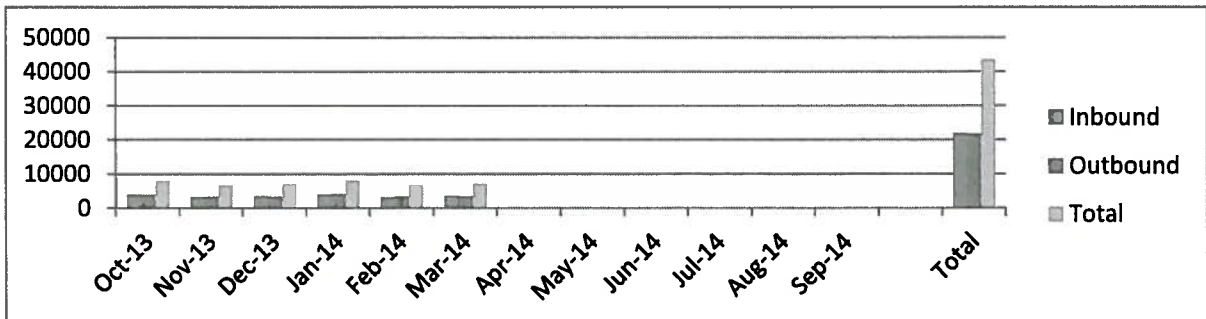
Total	47027	47311	94338
--------------	--------------	--------------	--------------



Month	Inbound	Outbound	Total
Oct-13	4090	3949	8039
Nov-13	3335	3342	6677
Dec-13	3598	3419	7017
Jan-14	4018	4098	8116
Feb-14	3242	3394	6636
Mar-14	3652	3500	7152
Apr-14			0
May-14			0
Jun-14			0
Jul-14			0
Aug-14			0
Sep-14			0

7273 (6 Months Average)

Total	21935	21702	43637
--------------	--------------	--------------	--------------



MARCH 2014
VESSEL RECAP

"Matson Navigational"														Gantry #3					Gantry #4					Gantry #5					Gantry #6					Nmph				
Vessel	Voy.	Arrive	Depart	First Lift	Last Lift	Lifts		Total TEUs	Ops Hrs	Loss Hrs	Berth Hours	Shift GMPH					Month Nmph/Gmph Average:																					
						In	Out					1st	2nd	3rd	4th	5th																						
Manulani	100	04 Mar - 10:23	05 Mar - 14:08	04 Mar - 11:44	05 Mar - 12:03	512	555	1067	2096.0	24.3	9.5	27.8	0:31	0:24	1:25	16	22	22	25.6	20.1																		
Maunawili	120	11 Mar - 21:44	13 Mar - 03:36	11 Mar - 22:45	13 Mar - 03:12	649	541	1190	2289.3	28.5	9.5	29.9	1:20	0:08	0:25	18	18	29	25.0	20.3																		
Maunalei	81	18 Mar - 11:36	19 Mar - 17:08	18 Mar - 13:24	19 Mar - 16:00	484	536	1020	1949.5	26.6	6.1	29.5	0:00	0:00		21	23	23	27.5	22.7																		
Mana	20e/21w	20 Mar - 12:00	20 Mar - 19:00	20 Mar - 13:22	20 Mar - 17:29	9	53	62	105.0	4.1	2.8	7	0:00	0:00		9			14.8	8.8																		
Mana	21e/22w	24 Mar - 08:12	24 Mar - 13:06	24 Mar - 09:11	24 Mar - 11:30	44	0	44	78.3	2.3	1.2	4.9	0:17	0:16		16			29.0	16.0																		
RJ Pfeiffer	390	25 Mar - 23:08	27 Mar - 07:05	26 Mar - 01:28	27 Mar - 06:26	706	534	1240	2262	28.9	9.9	31.9	0:25	0:26	0:22	21	17	25	24.7	20.4																		
Mana	22	27 Mar - 08:00	27 Mar - 14:36	27 Mar - 08:40	27 Mar - 14:14	1	53	54	94.3	5.6	0.4	6.6	0:00	0:00		14			15.1	13.6																		
Mana	22/23	31 Mar - 08:00	03 Apr - 08:36	31 Mar - 09:01	02 Apr - 16:10	100	46	146	282.8	7.2	0.8	72.6	0:00	0:00		30	15		26.4	23																		
Total:						2505	2318	4823	9157.2				Month Nmph/Gmph Average:					23.5	18.1																			
"Marianas Steamship Agency" (BARGES)														Gantry #3					Gantry #4					Gantry #5					Gantry #6					Nmph				
Vessel	Voy.	Arrive	Depart	First Lift	Last Lift	Lifts		Total TEUs	Ops Hrs	Loss Hrs	Berth Hours	Shift GMPH					Month Nmph/Gmph Average:																					
						In	Out					1st	2nd	3rd	4th	5th																						
S-2007	70s/71n	28 Feb - 20:50	01 Mar - 20:30	01 Mar - 02:50	01 Mar - 10:06	44	41	85	160.3	7.3	3.4	20.7				0:00	12	21	22.6	11.9																		
S-2007	71s/72n	03 Mar - 16:55	06 Mar - 03:05	05 Mar - 17:46	05 Mar - 23:48	57	40	97	179.8	6	1.8	10.2	0:40			17	19		28.9	18.8																		
S-2007	72s/73n	11 Mar - 08:00	14 Mar - 17:15	11 Mar - 08:40	14 Mar - 10:00	23	4	27	43.5	1.6	0.7	6				0:00	24	19	30.6	16.9																		
S-2007	73s/74n	19 Mar - 23:10	20 Mar - 10:05	20 Mar - 01:09	20 Mar - 06:35	14	0	14	15	5.4	4.3	10.9	0:00	1:21	3				24.0	2.8																		
S-2011	031s	24 Mar - 08:11	24 Mar - 17:15	24 Mar - 11:01	24 Mar - 15:18	49	0	49	49	4.3	2.4	9.1	0:00	0:00		11			21.8	10.5																		
S-2011	74n	27 Mar - 15:43	27 Mar - 18:10	27 Mar - 16:05	27 Mar - 17:01	0	10	10	13.5	0.9	0.5	2.5	0:00	0:00		8.5			16.0	8.5																		
Total:						187	95	282	461.1				Month Nmph/Gmph Average:					24.0	11.6																			
"Marianas Steamship Agency" (Kyowa)														Gantry #3					Gantry #4					Gantry #5					Gantry #6					Nmph				
Vessel	Voy.	Arrive	Depart	First Lift	Last Lift	Lifts		Total TEUs	Ops Hrs	Loss Hrs	Berth Hours	Shift GMPH					Month Nmph/Gmph Average:																					
						In	Out					1st	2nd	3rd	4th	5th																						
Hibiscus	153h	02 Mar - 07:12	02 Mar - 22:12	02 Mar - 08:31	02 Mar - 21:56	67	123	190	242	13.4	1.9	15				0:00	14	20	24.4	19.5																		
Cattleya	139	10 Mar - 07:12	13 Mar - 00:30	10 Mar - 09:31	12 Mar - 11:11	123	100	223	321	23.5	14.2	65.3	0:00	0:00		11	15	11	17.6	8.3																		
Hibiscus	154	25 Mar - 07:36	28 Mar - 04:54	25 Mar - 08:33	28 Mar - 04:26	111	201	312	410	27.6	18.5	69.3	0:00	1:07	14	18	9	5	15.2	7.5																		
Cattleya	139	30 Mar - 09:18	30 Mar - 17:42	30 Mar - 10:34	30 Mar - 17:09	44	94	138	195	6.6	0.7	8.4	0:12	0:12	26				30.4	26.1																		
Total:						345	518	863	1168				Month Nmph/Gmph Average:					21.9	15.4																			

MARCH 2014
VESSEL RECAP

"CTSI" (Mell)																								
Vessel	Voy.	Arrive	Depart	First Lift	Last Lift	Lifts		Total Cntrs	Total TEUs	Ops Hrs	Loss Hrs	Berth Hours		Gantry #3	Gantry #4	Gantry #5	Gantry #6	Shift GMPH				Nmph	Gmph	
						In	Out					1st	2nd					3rd	4th	5th				
Paul Russ	005w	06 Mar - 07:48	06 Mar - 15:12	06 Mar - 09:00	06 Mar - 14:04	0	66	90	5.1	0.8	7.4							0:00	17				21.2	17.0
Jan	004e	08 Mar - 01:48	08 Mar - 09:06	08 Mar - 02:40	08 Mar - 08:45	110	2	112	136	6.1	0.9	7.3						0:00	19	24			25.1	20.6
Seringat	031W	13 Mar - 11:30	14 Mar - 03:06	13 Mar - 14:00	14 Mar - 02:41	98	92	190	231	12.7	3.6	15.6						0:55	17	17			26.2	17.5
Sudong	031w	22 Mar - 01:00	22 Mar - 12:00	22 Mar - 02:13	22 Mar - 10:51	0	159	198	8.6	2.6	11							0:00	25	13			28.3	19.4
Springwood	037e	22 Mar - 07:16	22 Mar - 16:00	22 Mar - 08:36	22 Mar - 15:25	122	0	122	159	6.8	1.5	8.7						0:00	22				29.4	21.7
Paul Russ	006w	28 Mar - 10:36	29 Mar - 03:06	28 Mar - 11:37	29 Mar - 01:51	139	95	234	279	14.2	1.2	16.5						0:00	20	21			24.1	21.5
Total:						469	414	883	1093					Month Nmph/Gmph Average:				25.7	19.6					
"Marianas Steamship Agency" (Pacific Condor)																								
Vessel	Voy.	Arrive	Depart	First Lift	Last Lift	Lifts		Total Cntrs	Total TEUs	Ops Hrs	Loss Hrs	Berth Hours		Gantry #3	Gantry #4	Gantry #5	Gantry #6	Shift GMPH				Nmph	Gmph	
						In	Out					1st	2nd					3rd	4th	5th				
Condor	121h	16 Mar - 07:36	16 Mar - 22:24	16 Mar - 08:43	16 Mar - 21:30	105	106	211	296	12.8	1.6	14.8						0:00	17	28			23.4	19.9
Total:						105	106	211	296				Month Nmph/Gmph Average:				23.4	19.9						
"AMBYTH" (Swire)																								
Vessel	Voy.	Arrive	Depart	First Lift	Last Lift	Lifts		Total Cntrs	Total TEUs	Ops Hrs	Loss Hrs	Berth Hours		Gantry #3	Gantry #4	Gantry #5	Gantry #6	Shift GMPH				Nmph	Gmph	
						In	Out					1st	2nd					3rd	4th	5th				
Lightning	1402	01 Mar - 04:53	01 Mar - 20:20	01 Mar - 13:37	01 Mar - 14:33	0	13	13	26	0.9	5.6							0:00	2.3				112.1	2.3
Shansi	1403s	13 Mar - 15:30	14 mar - 02:24	13 Mar - 16:40	13 Mar - 22:34	41	36	77	100	5.9	2.4							0:00	23	14			23.3	13.4
Total:						41	49	90	126				Month Nmph/Gmph Average:				67.7	7.9						

CY 2014 PAG CRANES
MONTHLY REPORT

	Total Ops Hrs	Total Vessels	Total Shifts	Total Container Moves	Total Down Time (Hrs)	Types of repairs performed
January						
Gantry #3	0	0	0	0	n/a	
Gantry #4	259.1	11	22	2353	3.9	Power,spreader,gantry, & baloney cable
Gantry #5	164.9	16	27	3223	2.3	Power,spreader, & boloney cable.
Gantry #6	170.1	19	34	2538	4.2	Hoist,baloney cable, & spreader.
Mobile Harbor Crane	0	0	0	0	n/a	
February						
Gantry #3	0	0	0	0	n/a	
Gantry #4	79.9	4	12	1508	3.1	power,hoist, &spreader
Gantry #5	69.1	6	12	1466	0.4	power & cable
Gantry #6	197.3	22	42	3537	7.6	power,spreader,lights, & twistlock
Mobile Harbor Crane	0	0	0	0	n/a	
March						
Gantry #3	0	0	0	0	n/a	
Gantry #4	86.2	4	12	1781	1.8	Power,gantry & spreader
Gantry #5	176.9	19	34	3369	2.8	Power,spreader,twistlock,gantry & power cable
Gantry #6	133.9	16	30	1992	4.9	Spreader,oil leak,twistlock & power
Mobile Harbor Crane	0	0	0	0	n/a	



PORT OF GUAM
ATURIDAT I PUETTON GUAHAN
Jose D. Leon Guerrero Commercial Port
1026 Cabras Highway, Suite 201, Piti, Guam 96925
Telephone: 671-477-5931/35 Facsimile: 671-477-2689/4445
Website: www.portguam.com



Eddie Baza Calvo
Governor of Guam
Ray Tenorio
Lieutenant Governor

April 22, 2014

MEMORANDUM

TO: Board of Directors

VIA: General Manager
Deputy General Manager, Admin/Finance

FROM: Procurement and Supply Manager

SUBJECT: Procurement Division Status Report for April 2014

1. Request for Proposals

- RFP-PAG-014-002 **Environmental Consultant Services**
 - Deadline to submit proposals: April 21, 2014
 - Evaluation of Proposals
- RFP-PAG-014-003 **Construction Management Services for SLE Project**
 - Advertisement: April 21, 2014
 - Deadline to submit proposals: May 22, 2014
- RFP-PAG-014-004 **Banking Services**
 - Advertisement: April 17, 2014
 - Deadline to submit proposals: April 29, 2014

2. Invitation for Bid – Construction

- IFB-CIP-014-002 **Agat Marina Small Boat C, D and Floating Dock Improvement**
 - Advertisement: March 27, 2014
 - Bid Opening: May 6, 2014
- IFB-CIP-014-003 **North Side CMU Wall Container Yard Upgrade, Phase I**
 - Advertisement: March 25, 2014
 - Bid Opening: May 1, 2014
- IFB-CIP-014-002 **CFS Building Repairs**
 - Advertisement: March 28, 2014
 - Bid Opening: April 16, 2014
- IFB-CIP-014-002 **MSLE Wharf Repairs**
 - Advertisement: April 21, 2014
 - Bid Opening: May 27, 2014

3. Invitation for Bid – General Services Agency

- PAG/GSA-002-14 *Procurement of 750 KW & 500 KW Prime Generator Sets*
 - Pending Federal GSA Procurement
- PAG/GSA-003-14 *Mobile Container/Vehicle Screening System*
 - Bid Opening: April 18, 2014, Awaiting for GSA's Recommendation of Award
- PAG/GSA-004-14 *Low Sulfur Fuel - Awarded*
- PAG/GSA-005-14 *Electrical Wires – Awarded*
- PAG/GSA-006-14 *Various Lubricants & Oil*
- Pending Bid Announcement
 - Tires

4. Procurement Plan (see attached)

2-YEAR COMPETITIVE PROCUREMENT PLAN

Revised: 4/22/2014

FISCAL YEAR 2014

METHOD	SOLICITATION		PROJECT TITLE/DESCRIPTION	REQUESTING OFFICE	ESTIMATED ISSUANCE	PROPOSED TERM	FUNDING SOURCE	COMPLIANCE	
	TYPE							PL 30-72	PUC
IFB	Construction		Container Yard Stripping Project, Phase 1	CIP	December 2013	thru completion	CIP/FMF	NO	NO
RFP	Professional Services		Maintenance to Compensation Structure	HR	January 2014	5 year	O&M Local	NO	NO
RFQ	Emergency Proc		Acquisition of Prime Generators - CANCELLED	Planning	January 2014	thru completion	Fed/PSGP	YES	NO
GSA/IFB	Equipment		IDIQ - Safety Shoes	Safety	January 2014	1 year	O&M Local	NO	NO
GSA/IFB	Equipment		Procurement of 750 KW & 500KW Prime Generator Sets	Planning/EQMR	February 2014	upon delivery & installation	Fed/PSGP	YES	NO
GSA/IFB	Mat'l & Supplies		IDIQ - Low Sulfur Fuel	Transportation	February 2014	1 year	O&M Local	NO	NO
GSA/IFB	Equipment		Mobile Screening Machine	Planning	March 2014	thru completion	Fed/PSGP	YES	YES
IFB	Construction		North Side Container Yard CMU Wall Upgrade, Phase 1	CIP	March 2014	thru completion	Fed/PSGP	NO	NO
IFB	Construction		Agat Marina Dock C & D Structural Repair	CIP	March 2014	thru completion	Fed/DOI	NO	NO
IFB	Construction		CFS Building Repairs	CIP	March 2014	thru completion	FMF/CIP Local	NO	NO
RFP	Professional Services		Environmental Consultant Services	CIP	March 2014	thru project completion	Local	NO	NO
RFP	Professional Services		Construction Management Services for SLE Project	CIP	April 2014	thru project completion	Loan Proceeds	YES	NO
IFB	Construction		SLE: Wharf Repairs	CIP	April 2014	thru completion	Loan Proceeds	YES	YES
RFP	Professional Services		Banking Services	Finance	April 2014	5 years	O&M Local	NO	NO
GSA/IFB	Mat'l & Supplies		IDIQ - Replacement Tires	Maintenance	April 2014	1 year	O&M Local	NO	NO
IFB	Construction		High & Low Tower Repairs	CIP	May 2014	thru completion	CIP Local	NO	NO
GSA/IFB	Equipment		SLE: Acquisition of Cargo Handling Equipment	Operations	June 2014	thru completion	Loan Proceeds	YES	YES
IFB	Construction		Dockside Lighting	CIP	June 2014	thru completion	CIP/FMF	NO	NO
IFB	Construction		Container Yard Concrete Wheel Stopper Installation	CIP	June 2014	thru completion	CIP Local	NO	NO
IFB	Construction		Electrical Work for Additional 56 Reefer Outlets	CIP	July 2014	thru completion	CIP Local	YES	NO
IFB	Construction		Removal & Repairs of Bay 2 & 3 - WHS 1	CIP	July 2014	thru completion	CIP/FMF	NO	NO
IFB	Construction		Repair/Upgrade Perimeter Fence (Southside)	CIP	August 2014	thru completion	CIP Local	NO	NO
IFB	Construction		Repair/Upgrade Hotel Wharf	CIP	August 2014	thru completion	CIP/FMF	NO	NO

FISCAL YEAR 2015 (UNFUNDED PROJECTS)

METHOD	SOLICITATION		PROJECT TITLE/DESCRIPTION	REQUESTING OFFICE	ESTIMATED ISSUANCE	PROPOSED TERM	FUNDING SOURCE	COMPLIANCE	
	TYPE							PL 30-72	PUC
IFB	Construction		Port Police Security Upgrade	CIP		thru completion	CIP Local	NO	NO
IFB	Construction		Renovations to Harbor Refuge	CIP/Planning		thru completion	BIG Grant	NO	NO
IFB	Construction		Upgrade/Replace Shut-off Valves	CIP		thru completion	CIP Local	NO	NO
IFB	Construction		Installation of Floodlights within Port facilities	CIP		thru completion	CIP Local	NO	NO
IFB	Construction		Solar Power Lighting within Port facilities	CIP		thru completion	CIP Local	NO	NO
IFB	Construction		EQMR Facility Upgrade	CIP		thru completion	CIP Local	NO	NO
GSA/IFB	Software/Equipment		Document Management System	IT		thru completion	CIP Local	NO	NO
IFB	Construction		Automatic Transfer Switch for LC2 & LC3	CIP		thru completion	CIP Local	NO	NO

PORT AUTHORITY OF GUAM
Jose D. Leon Guerrero Commercial Port
ENGINEERING/CIP DIVISION
Piti, Guam 96925

April 22, 2014

INTER-OFFICE MEMEORANDUM

TO: General Manager

FROM: Engineer Manager

SUBJECT: 2014 Summary Status
: Ongoing & Proposed CIP Projects
: Guam Commercial Port Improvement Program

The following is a summary list of on-going projects to include projects from the Guam Commercial Port Improvement Program. *Letters shown italicized are the latest developments.*

1) PROJECT: **Replacement of Welded Steel Petroleum Distribution Piping & Appurtenances**

RFP NUMBER: PAG-011-004

CONTRACTOR: Rex International, Inc.

PROJECT AMOUNT: \$1,538,819.00

PAYMENT TO DATE: \$0

CHANGE ORDER: \$0

DESIGNER: N.C. Macario & Associates

FUNDING SOURCE: 1) A/E Design funded by PAG (\$289,928.18)
2) CM funded by PAG (\$245,000.00)
3) Available fund by FHWA (\$2,464,042.22)

A/E Completion Time: February 10, 2012

PAYMENT TO DATE: \$260,935.35 (Design)

BALANCE TO DATE: \$28,992.83 (Design)

NOTICE TO PROCEED: N/A

COMPLETION TIME: 305 Calendar Days after NTP issuance (Construction)

Construction Manager: SSFM International, Inc. & Port Engineering/CIP Division

PAYMENT TO DATE: \$27,222.22

WORK STATUS: NCMA has forwarded the final drawing to FHWA for review. MOU awaiting review by signatories from FHWA, PAG & DPW. Received ACOE Permit on December 26, 2012. Still awaiting MOU from DPW. PAG scheduled a coordination meeting on 5/3/2013 with DPW (Connie Lee), NCMA, & Villaflores (Surveyor) in DPW office for Right of Way & was resolved that DPW will issue the RoW certification. Another meeting was conducted with the DPW procurement tracking staff (Cristina Ingbarsson & Sagrado Bilong) for project coordination. Pre-Bid conference on June 18, 2013 in DPW

conference room & bid opening will be on July 10, 2013. Second site visit for Golf pier was conducted on 7/2/2013. Bid opening was reset to July 17, 2013 on the same venue & time. Lowest bid was Rex Int.(\$1,538,819.00), followed by Smithbridge (\$1,554,814.73) & BME & Sons(\$1,823,298.00). Government estimate was \$2.4M. DPW will provide the bid analysis & finalize the bid outcome. Bid evaluation was completed by NCMA on 8/2/2013 & was forwarded to DPW for Intend to Award. Latest update with FHWA is that this maybe a protest on the bid. NCMA conducted a bid evaluation base on the outcome of the bid opening. Five bidders responded and lowest bid was Rex International(\$1,538,819.00), SmithBridge Guam (\$1,554,814.73), BME & Sons (\$1,898,966.50), IMCO(\$1,898,966.00), & IBCM(\$2,409,913.00). Awaiting the DPW's issuance of NTP to the selected responsive bidder. DPW is preparing the documents for contract approval signatories from BBMR, AG, & Governor's Office. Contract was signed on 12/19/2013 & currently it is in the permitting process, contractor submit the building permit application on 2/7/2014. NTP will follow once DPW permit is obtained.

Contractor & CM are doing site visit for project familiarization on 2/27/2014 while awaiting DPW permit. Meeting with GEPA, Mobil, NCMA, SSFM, & PAG on leak containment issue on 3/18/2014. GEPA to clarify with the visiting USEPA personnel (Mr. Norwood Scott) regarding the jurisdiction & containment issues.

As of today 4/22/14 Rex contractor received the official building permit from DPW for this project. Official Notice to Proceed will be issued on April 2, 2014.

2) PROJECT:

IFB NUMBER:

PROJECT AMOUNT:

DESIGNER:

FUNDING SOURCE:

A/E Completion time:

PAYMENT TO DATE:

BALANCE TO DATE:

CHANGE ORDER NO. 1;

CONTRACTOR:

NOTICE TO PROCEED:

CHANGE ORDER:

COMPLETION TIME:

Construction Manager:

WORK STATUS:

Installation of MOV at Golf Pier Fuel Pipelines

PAG CIP-013-001

\$324,400.41

N.C. Macario & Associates

Port Authority of Guam

December 14, 2012

\$200,420.10

\$123,980.31

\$89,388.72

BME & SONS Inc.

April 22, 2013

\$89,388.72 (*Pending BoD approval*)

September 21, 2013, extended to January 15, 2014

Port Authority of Guam & NCMA (limited time)

Preliminary Notice to Proceed (PNTP) was issued on March 14, 2013. Awaiting building permit and review of submittal documents. DPW building permit was issued on March 25, 2013. Contractor is awaiting the pending valve submittal from the valve supplier. Contractor mobilize on May 13, 2013. BME start pavement layout for underground conduit runs. Four electrical hand holes were on site, installation on hold due to

back to back vessel tanker operations. BME start the pavement cutting & excavation in preparation for the underground conduit run. Underground conduit run for terminal control completed & backfilled. Layout exposed conduit run around the building is complete. BME to schedule the hot mix asphalt pour crossing gate C4 & C5. Latest MOV arrival status is by 3rd week of Nov.2013 or by 1st week of Dec.2013. Contractor is awaiting the long lead items on the panel boards, check valves, & the Motor Operated Valves with tentative schedule to arrive by the end of November 2013. BME & Sons submitted an extension letter for another 116 calendar days due to manufacturer's delivery time frame by 1st. week of December 2013 with ETC by 1/15/2014. Latest info on delivery of MOV is 1/9/2014. Mobil Guam to finalize the window for MOV installation upon the arrival of material. Check valves & panel board are on island. Second extension letter for 65 calendar days was delivered by BME on 1/17/2014. MOV arrived on 1/29/2014, PAG inspect MOV in BME yard on 2/3/2014. Latest available date to install MOV would be March or early April due to a new tanker vessel schedule. Change order was submitted & is being reviewed by PAG Engineering. Coordination meeting was scheduled on 3/14/2014 @ the GM's office for up-dated MOV installation date. Ms. Garet (Mobil) to submit as requested. Installed fittings & boxes to be upgraded as per Class 1 Div.2 requirements. *Construction Coordination meeting was held 4/15/14 for the open window schedule for the installation of 3 check valves and extension of containment area in the primary manifold of the Golf Pier from 4/23- 5/16/14. Electrical works on-going as per change order no.1*

3) PROJECT:	Design/Build Port Security Enhancement Project
IFB NUMBER:	PAG-012-006
CONTRACTOR:	MAEDA Pacific Corp.
PROJECT AMOUNT:	\$2,933,000.00
CHANGE ORDER:	1) \$210,408.00, 2) \$283,583.32, 3) \$82,572.02, 4) \$558,549.16, 5) \$45,654.14, 6) \$116,414.36, 7) \$37,041.56 (Total CO: \$1,333,869.64)
<i>TOTAL AMOUNT:</i>	<i>\$4,267,222.56</i>
FUNDING SOURCE:	U.S. Department of Homeland Security Grant # 2008-GB-T8-0148, 2009-PU-R1-0164, 2009-PU-T9-0043, & 2010-PU-TO-0080
NOTICE TO PROCEED:	January 14, 2013
COMPLETION TIME:	January 14, 2014, extended to May 1, 2014
PAYMENT TO DATE:	\$3,586,980.92
BALANCE TO DATE:	\$680,241.64
Construction Manager:	PB & Port Engineering/CIP Division
WORK STATUS:	On-going foundation excavations. Contractor submit the 90% Design submittal. Construction phase will be 6 months. MAEDA submit the 100% design submittal. Foundation permit was secured. Maeda start the foundation excavation & the new storm drain run tie-end. Maeda completed the storm drain tie-ends &

slurry backfill. Building's foundation excavation, footing compaction & reinforcement installation are the on-going works. Maeda poured concrete on the inspected foundation forms & start the cmu wall installation. Communication line installation is on-going to various Port building sites. Conduct compaction test on load bearing wall areas on 10/9/2013. Micro ducting work on pavement cutting start on 11/22/2013. Contractor pour concrete on building's windows & flooring on 12/21/2013. Roof concrete pour was on 1/22/2014, parapet was poured 2 weeks later. Micro ducting work is 78% complete in the yard. Installation of data & electrical receptacle boxes are on-going. Micro ducting lay-out is 100% complete.

Pre- Final Inspection of Access Control and CCTV Camera was held 4/11/14. Concrete pouring for the landing of Horizon Bldg, as part of this project 4/17/14.

- 4) **PROJECT:** **Concrete Storm Drain Channel System Upgrade**
IFB NUMBER: PAG-012-00
CONTRACTOR: N/A
PROJECT AMOUNT: \$600,000.00 (Conservative estimate)
FUNDING SOURCE: Port Authority of Guam
NOTICE TO PROCEED: N/A
COMPLETION TIME: 6 months after NTP
PAYMENT TO DATE: \$0
Construction Manager: Port Engineering/CIP Division
WORK STATUS: N/A
NOTE: Bid opening was on October 3, 2012. Lowest responsive bid was \$330,000.00 (BME & Sons). Procurement issued a cancellation letter in regards to GEPA requirements affecting this project. Project on hold for additional funding supplement.
- 5) **PROJECT:** **New 56 ea. 480V Reefer Outlets & Reefer Lights Installation**
IFB NUMBER: PAG-012-00
CONTRACTOR: N/A
PROJECT AMOUNT: \$950,000.00 (Conservative estimate)
FUNDING SOURCE: Port Authority of Guam
NOTICE TO PROCEED: N/A
COMPLETION TIME: 8 months after NTP
PAYMENT TO DATE: \$0
BALANCE TO DATE: \$0
Construction Manager: Port Engineering/CIP Division
WORK STATUS: N/A
NOTE: Port Engineering office is finalizing the Technical Provision scope of work for bid packet & will request for funding. Complete the technical provision for bid packet & will endorse for funding. Project is in-line for budget approval.
- 6) **PROJECT:** **Agat Marina Fish Utility Boom Repair**
IFB NUMBER: PAG-012-0_
CONTRACTOR: N/A
PROJECT AMOUNT: \$20,000. (Grant funding)

FUNDING SOURCE: Department of Agriculture, Sport Fish Restoration/Boating Access Grant #F-21-B1

NOTICE TO PROCEED: N/A

COMPLETION TIME: 30 Calendar days after P.O.

PAYMENT TO DATE: \$0

Construction Manager: Port Engineering/CIP Division

WORK STATUS: N/A

NOTE: Department of Agriculture is finalizing the MOU with PAG. Lowest responsive bid quote shall be reconfirmed from contractor. DoAg advice a hold order. DoAg informed that funding is open to start the repair. Awaiting advice from Strategic & Planning office for new bid solicitation. Awaiting for DoAg's memo on funding confirmation from BBMR. Strategic & Planning office got advice from DoAg to start this project & is a 100% DoAg funding. 30% technical design was finalized & forwarded to Procurement & Planning offices. Procurement is soliciting price quotes from small time contractors. Pre-proposal meeting is scheduled on 9/25/2013. DoAg is waiting for the amendment letter from USFW on this project. Meeting with USFW & DAWR on 2/6/2014 & was informed that the amendment letter is forthcoming.

7) PROJECT: Agat Marina Ramp's Left Side Concrete Catwalk Repair

RFQ NUMBER: PAG-012-00

CONTRACTOR: N/A

PROJECT AMOUNT: \$60,000.00 (Conservative estimate)

FUNDING SOURCE: Department of Agriculture, Sport Fish Restoration/Boating Access Grant # F-21-B1

NOTICE TO PROCEED: N/A

COMPLETION TIME: 3 months after P.O. issuance

PAYMENT TO DATE: \$0

BALANCE TO DATE: \$0

Construction Manager: Port Engineering/CIP Division

WORK STATUS: N/A

NOTE: Department of Agriculture advice a hold order. Technical provision scope for Bid packet is ready for advertisement. DoAg informed that funding is open to start the repair. Awaiting advice from Strategic & Planning office for bid solicitation. Awaiting for DoAg's memo on funding confirmation from BBMR. DoAg is waiting for the amendment letter from USFW on this project. Meeting with USFW & DAWR on 2/6/2014 & was informed that the amendment letter is forthcoming.

8) PROJECT: A/E Design Consultant Services

RFP NUMBER: PAG -013-002/P.O. # 10882-OF

DESIGNER: AmOrient Engineering

PROJECT AMOUNT: \$182,000.00

FUNDING SOURCE: Port Authority of Guam

NOTICE TO PROCEED: January 6, 2014

COMPLETION TIME: May 6, 2014 (4 Months after NTP)

PAYMENT TO DATE: \$95,925.04

BALANCE TO DATE: \$86,074.96
WORK STATUS: AmOrient is preparing the design plans & specifications for projects.
NOTE: Procurement is finalizing the bid proposal. Awaiting an account number for funding. Bid proposal is being finalized for legal review. Port committee is reviewing the submitted documents & will prepare analysis for the selected A/E consultant. AmOrient Engineering was selected by the Port committee for this consultancy project. Port Engineering office is preparing the work description for AmOrient on the renovation of High Tower building and the Lower Tower building. AmOrient Engineering submit the scope of work design to PAG for approval on 10/17/2013. PAG cost negotiating team to convene & decide the cost proposal from AmOrient Engineering. Port cost negotiating team reach agreement with AmOrient after negotiation meeting on 11/21/2013 for the amount of \$180K. PAG issued the design NTP to AmOrient on 1/6/2014 for the three buildings. Consultant submitted the 65% design on 2/4/2014 for PAG review. CFS building leaks & spalls repair is the first task order under this consultation design. AmOrient submitted the 100% design & estimate on 3/4/2014. Port engineering checked, make comments, & return design on 3/5/2014. Preliminary repair design for Lower & High Tower buildings submitted on 3/14/2014.
CFS Spalling Repairs Pre-bid conference was held 4/10/14. AM Orient submitted a pre 100% design for Lower and High Tower for PAG Engineering review and comments 4/18/14.

- 9) **PROJECT:** **Agat Small Boat Marina Dock "A" Improvement**
IFB NUMBER: PAG-013-004
CONTRACTOR: Rex International
PROJECT AMOUNT: \$532,100.00
FUNDING SOURCE: NOAA Commission on Fisheries & Port Authority of Guam
NOTICE TO PROCEED: December 16, 2013
COMPLETION TIME: May 18, 2014 (5 Months after NTP)
PAYMENT TO DATE: \$85,554.00
BALANCE TO DATE: \$446,546.00
Construction Manager: Port Engineering/CIP Division
WORK STATUS: Rex Int. is processing submittals
NOTE: \$250,000.00 grant funding was obtained from NOAA Commission on Fisheries. Needed an additional supplemental budget of \$500K for a complete aluminum dock. Procurement is awaiting Board approval. Advertise for bid solicitation on 8/15/2013. Pre-bid meeting was conducted on 8/28/2013 & bid opening is on 9/17/2013. Procurement office is preparing the bid analysis & confirmation to award. Lowest bid is Rex International (\$532,100.00), BME & Sons (\$705,492.00), & Black Construction (\$767,813.00). PAG issued a notice of intend to award to Rex Int. & submitted the Performance & Payment bonds. Port's legal is reviewing the contract & once approved, Port will issue the NTP. Procurement is processing the account

approval prior issuing the NTP. NTP was issued on 12/16/2013 & contractor is preparing the submittals. 65% Design drawings & Design calculations were submitted on 1/24/2014, Port Engineering reviewed the design, make comments & submitted back to the contractor on 1/29/2014. Contractor submit the ACOE permit application on 2/11/2014. Rex Int. submitted partial material submittals on 2/18/2014 & Port Engineering checked, made comments & return on 2/25/2014. Final design was submitted on 3/18/2014, routed for PAG signatories & return 3/21/2014. Rex Int. to apply for DPW building permit. *Contractor started mobilizing in this project 4/21/14. Demolition of the above project is also on-going. Inspection of these new docks will follow.*

10) PROJECT: Concrete Pole Lighting Upgrade for F5 to F6
IFB NUMBER: PAG-013-005
CONTRACTOR: DCK Pacific
ORIGINAL PROJ. AMOUNT: \$231,680.00
CHANGE ORDER NO.1 \$11,791.46
NEW PROJECT AMOUNT: \$243,471.46
FUNDING SOURCE: Port Authority of Guam
NOTICE TO PROCEED: December 16, 2013
COMPLETION TIME: June 18, 2014 (6 Months after NTP)
PAYMENT TO DATE: \$53,222.40
BALANCE TO DATE: \$190,249.06
Construction Manager: Port Engineering/CIP Division
WORK STATUS: DCK is preparing submittals for submission.
NOTE: Finalized the technical provision scope for bid packet & will request for funding. Project is in-line for budget approval. Submit the technical provision scope to Procurement office to finalize the bid packet for bid solicitation. Pre-bid meeting was conducted on 8/29/2013 & bid opening is on 9/16/2013. Procurement Office is preparing the bid analysis & confirmation to award. Lowest bid is DCK Pacific (\$231,680.00), & Rex International (\$312,200.00). PAG a notice of intend to award to DCK Pacific for the bond submission. Procurement is processing the account approval prior issuing the NTP. NTP was issued on 12/16/2013 & contractor is preparing the submittals. DCK/BCS submitted the Final Design drawings on 2/4/2014. PAG reviewed the final design drawings & returned on 2/11/2014. DCK/BCS submit the DPW building permit application on 2/14/2014. DPW issued the building permit on 2/28/2014 & DCK start the mobilization. DCK to check wire removal issue on CP5 to CP6 run. *DCK submitted a Proposed Change Order No. 1 for the trenching works of Concrete Pole no.5 to No.6 and approved by the General Manager on 4/17/14.*

11) PROJECT: CY Concrete Wheel Stopper Installation
IFB NUMBER: PAG-013-00_
CONTRACTOR: N/A

PROJECT AMOUNT: \$450,000.00 (Conservative estimate)
FUNDING SOURCE: Port Authority of Guam
NOTICE TO PROCEED: N/A
COMPLETION TIME: 8 Months after NTP
PAYMENT TO DATE: N/A
Construction Manager: Port Engineering/CIP Division
WORK STATUS: N/A
NOTE: Finalized the technical provision scope for bid packet & will request for funding. Project is in-line for budget approval. Submit the technical provision to Procurement office to finalize the bid packet for bid solicitation.

12) **PROJECT:** Administration Building Men's 1st Floor Rest Room Upgrade
IFB NUMBER: PAG-013-00_
CONTRACTOR: N/A
PROJECT AMOUNT: \$15,000.00 (Conservative estimate)
FUNDING SOURCE: Port Authority of Guam
NOTICE TO PROCEED: N/A
COMPLETION TIME: 2 Months after NTP
PAYMENT TO DATE: N/A
Construction Manager: Port Engineering/CIP Division
WORK STATUS: N/A
NOTE: Draft the technical provision scope for bid packet & will request for funding. This work is to upgrade the first floor men's restroom floor & wall tiles. Finalizing the technical provision scope & will submit to Procurement for bid packet & ads.

13) **PROJECT:** Container Yard Striping Project - Phase I
IFB NUMBER: PAG-014-001
CONTRACTOR: Highway Safety Services, LLC
PROJECT AMOUNT: \$73,000.00
CHANGE ORDER: \$0
FUNDING SOURCE: Port Authority of Guam
NOTICE TO PROCEED: March 17, 2014
COMPLETION TIME: December 17,2014 (9 Months after NTP)
PAYMENT TO DATE: \$0
BALANCE TO DATE: \$0
Construction Manager: Port Engineering/CIP Division
WORK STATUS: N/A
NOTE: Draft the technical provision scope for bid packet. Engineering is finalizing the technical specs & will submit to Procurement for bid packet. Funding is to be identified on this priority project. Engineering forwarded the technical scope to Procurement office for bid packet & ads. Advertise bid on 12/19/2013, pre-bid on 12/27/2013. Bid opening was on 1/30/2014 with Highway Safety Services(\$73K) & Allied Builders Const.(\$101,300.00). Procurement office to issue bid analysis & recommend award. Contractor submitted the required bonds on 2/28/2014 & NTP was issued on 3/19/2014. Contractor is processing for the required submittals.
Contractor is in design phase of the project.

- 14) PROJECT: Harbor of Refuge Topographic Survey**
 IFB NUMBER: PAG-014-00_
 SURVEYOR: N/A
 PROJECT AMOUNT: \$90,000.00 (Conservative estimate)
 CHANGE ORDER: \$0
 FUNDING SOURCE: Port Authority of Guam
 NOTICE TO PROCEED: N/A
 COMPLETION TIME: 3 Months after NTP
 PAYMENT TO DATE: \$0
 WORK STATUS: N/A
 NOTE: Engineering office drafting the technical provision scope for bid & will request for funding.
- 15) PROJECT: Agat Marina Topographic Survey**
 IFB NUMBER: PAG-014-00_
 SURVEYOR: N/A
 PROJECT AMOUNT: \$90,000.00 (Conservative estimate)
 CHANGE ORDER: \$0
 FUNDING SOURCE: Port Authority of Guam
 NOTICE TO PROCEED: N/A
 COMPLETION TIME: 3 Months after NTP
 PAYMENT TO DATE: \$0
 WORK STATUS: N/A
 NOTE: Engineering office drafting the technical provision scope for bid & will request for funding.
- 16) PROJECT: Lower and High Tower Building Renovation**
 IFB NUMBER: PAG-014-00_
 CONTRACTOR: N/A
 PROJECT AMOUNT: \$391,000.00 (A.M. Orient Engineering Estimate)
 CHANGE ORDER: \$0
 FUNDING SOURCE: Port Authority of Guam
 NOTICE TO PROCEED: N/A
 COMPLETION TIME: 180 calendar days after NTP
 PAYMENT TO DATE: \$0
 BALANCE PAYMENT: \$0
 Construction Manager: AmOrient Engineering/Port Engineering/CIP Division
 WORK STATUS: N/A
 NOTE: This is one of the projects that will be under the A/E Consultant services. Port Engineering Office is preparing the work description for renovation. Engineering office forwarded the renovation description to AmOrient Engineering. Consultant submitted the design scope to PAG & await for approval. One of the project under the Port cost negotiating team for approval. AmOrient will prepare & submit the design scope on this project. AmOrient submit the preliminary repair design on 3/18/2014 & Port engineering office is in process of checking the design.
AM Orient submitted a pre 100% design for Lower and High Tower for PAG Engineering review and comments 4/18/14.

17) PROJECT: CFS Building Roof Leaks & Spalls Repair
IFB NUMBER: PAG014-00_
CONTRACTOR: N/A
PROJECT AMOUNT: \$220,000.00 (Conservative estimate)
CHANGE ORDER: \$0
FUNDING SOURCE: Port Authority of Guam
NOTICE TO PROCEED: N/A
COMPLETION TIME: N/A
PAYMENT TO DATE: \$0
BALANCE TO DATE: \$0
Construction Manager: AmOrient Engineering/Port Engineering/CIP Division
WORK STATUS: N/A
NOTE: Replace roof joint sealants, repair leaks & spall from Bay 1 to 10, and install new roof hatches. One of the projects under the A/E Consultant Services. AmOrient submitted the 65% design on 2/4/2014 for PAG review. A meeting on review comments with consultant was on 2/11/2014 & the Final Design will be submitted by 3/4/2014. *One of the projects under the A/E Consultant services.* AmOrient submitted a draft repair design for Port Engineering review. 100% Design was submitted on 3/4/2014 for Port approval. Port Engineering checked, made comments & return design on 3/5/2014. Final Design submitted on 3/14/2014 & routed for Port signatories .Procurement to process for IFB. Consultant's cost estimate is \$340K..
CFS Spalling Repairs Pre-bid conference was held 4/10/14. Bid Opening will be on May 6, 2014 @ 2P.M.

18) PROJECT: Repair of Mooring Bollard @ STA. 23+30
RFQ NUMBER P.O. # 10960-OF
CONTRACTOR: Allied Builders & Construction
PROJECT AMOUNT: \$15,000.00
CHANGE ORDER: \$2,670.72
NEW PROJ. AMOUNT: \$17,670.72
FUNDING SOURCE: Port Authority of Guam
NOTICE TO PROCEED: February 17, 2014
COMPLETION TIME: March 20, 2014 (1 month after NTP issuance)
NEW COMPLETION TIME: APRIL 11,2014
PAYMENT TO DATE: \$0
Construction Manager: Port Engineering/CIP Division
WORK STATUS: Contractor is processing for the required documents.
NOTE: Precon meeting was on 2/3/2014. Contractor mobilized on 2/20/2014, removed bollard, exposed all anchors for engineer's evaluation & to provide SoW repair. Fabricated material has been ordered & ETA is on 3/21/2014.
Contractor remove, cut and welded new anchor bolts and butts of the bollard. Independent Welder Certifier performs NDT test for the anchor Bolts and nuts. Concrete pouring was completed 4/4/14 and unit is on curing stage.

FY2014 COMPLETED PROJECTS


- 1) PROJECT: GDP Marina Renovation & Site Improvements Project Phase-II**
- IFB NUMBER: PAG CIP-012-007
CONTRACTOR: Black Construction Corporation
PROJECT AMOUNT: \$1,698,877.00
CHANGE ORDER: \$36,814.53 (Construction CO # 1)
TOTAL AMOUNT: \$1,735,691.53
FUNDING SOURCE: Department of Interior of Insular Affairs Grant # 670090 & 770061
NOTICE TO PROCEED: February 6, 2013
COMPLETION TIME: January 3, 2014 (332 CD)
PAYMENT TO DATE: \$1,735,691.53
BALANCE PAYMENT: \$0
Construction Manager: N.C. Macario & Associates / Port Engineering/CIP Division
% COMPLETION: 100% Complete
CM STATUS: Construction Manager cost is from Phase I until Phase 3.
\$197,060.92 + \$67,762.00 (Design CO) = \$264,822.92
WORK STATUS: 100% Completed
- 2) PROJECT: Warehouse 1, Demolition of CMU Wall & Concrete Column Spalling Repair**
- IFB NUMBER: PAG CIP-013-002
CONTRACTOR: BME & Sons Inc.
PROJECT AMOUNT: \$75,500.00
CHANGE ORDER: \$0
FUNDING SOURCE: Port Authority of Guam
NOTICE TO PROCEED: May 6, 2013
COMPLETION TIME: November 4, 2013
PAYMENT TO DATE: \$75,500.00
BALANCE TO DATE: \$0
Construction Manager: Port Engineering/CIP Division
WORK STATUS: 100% Completed
- 3) PROJECT: Administration Building's Asbestos Tile Removal in 1st. & 2nd. Floor Common Areas**
- P.O. NUMBER: 10688OF
CONTRACTOR: South Pacific Environmental
PROJECT AMOUNT: \$28,477.30
FUNDING SOURCE: Port Authority of Guam
CHANGE ORDER: \$4,850.00
TOTAL AMOUNT: \$33,327.30
NOTICE TO PROCEED: September 27, 2013
COMPLETION TIME: October 10, 2013 (extended until 11/3/2013)
PAYMENT TO DATE: \$33,327.30
BALANCE TO DATE: \$0
Construction Manager: Port Engineering/CIP Division
WORK STATUS: 100% Completed

4) **PROJECT:** *Retiling of 1st. & 2nd. Floor Admin. Bldg. Common Areas*
P.O. NUMBER: 10767-OF
CONTRACTOR: *Allied Builders & Construction*
PROJECT AMOUNT: \$29,950.00
CHANGE ORDER: \$8,751.09
FUNDING SOURCE: Port Authority of Guam
NOTICE TO PROCEED: November 20, 2013
COMPLETION TIME: January 17, 2014
PAYMENT TO DATE: \$38,701.09
Construction Manager: Port Engineering/CIP Division
WORK STATUS: 100%Complete
NOTE: Contractor started the second floor tile work on 11/20/2013.
Final inspection on 12/24/2013.

Jose D. Leon Guerrero
Commercial Port

FY 2014
Proposed Budget

Mid-Year



April 24, 2014 – Meeting of the Board of Directors

FY-2014
PROPOSED BUDGET
MID-YEAR
CHANGES

SECTION	REVENUES	CATEGORY	CHANGE	DESCRIPTION
1)	REVENUES			
	Fed Reim-HS 2013 PSGP		\$ 80,000	New Grant -2013 Port Security Grant Program for the expansion of CMU wall & upgrade fencing. Originally budget for FY15 but management has pushed up a portion of the upgrade fencing for this year for Northern side.
	Marina Revenues		\$ 5,500	Diving Permit
	Water and Landside Activity		\$ 2,092,928	Increased
	FEDERAL REIMBURSEMENT		\$ 161,000	Awarded - Moved from pending to Ongoing
	Fed Reim-HS 2010 PSGP			
	Fed Reim-DOI 2012 GDP P			
	TOTAL:		\$ 2,339,428	
2)	NON-DIVISIONAL/GENERAL EXPENSE			
	Workmen's Compensation		\$ 45,000	Our quarterly billing has been very low however, we received and paid out offisland surgery billing from prior year for V. Pangelinan. Therefore we need additional funding for the remaining of the year. \$38K for Jaime Villagomez (2005) injury.
	Insurance		\$ (21,201)	Interest for installment budget is under insurance and move to miscellaneous expense based on how it was recorded.
	Common Area Maintenance		\$ 10,000	Painting inside common areas, art & frames to hang on walls etc.
	Boat Maintenance		\$ 10,000	To repair boats received under lessor program to be able to cover water patrols
	Penalty-Noncompliance		\$ 22,000	Received \$9,400 for 10/6/11 Coast Guard Citation, \$3k for current year and possible \$7k for prior year.
	Gantry II Demolition		\$ (187,500)	Revised to 1 qtr; still with GSA going out for bid again.
	Tristar Manager's Fee		\$ 140,000	Managers Compensation is under negotiation and based on final negotiation managers fee will increase.
	Equipment Rental		\$ (12,000)	To be used to fund officials: vehicles, mules, golf carts, etc.
	Miscellaneous Expense		\$ 21,201	Finance charge for Insurance premium, recorded as a miscellaneous expense; budget moved from insurance.
	Interest Expense-\$10 mil Loan SLE		\$ (218,762)	Zero out based on loan contract in process and then project needs to go through bid process therefore, we don't anticipate payment this fiscal year.
	SLE Loan Fee		\$ 12,500	Loan Fee
	Interest Expense-\$2 mil Loan Equipmt		\$ (14,550)	Revised interest to 4 mos, original budget expense for 6 months
	TOTAL:		\$ (193,312)	
3)	GANTRY CRANES			
	Gantry III Maintenance-Parts		\$ 50,000	Additional funding to cover until the end of fiscal year, board approved prior year invoice and address additional funding if needed.
	GANTRY 4, 5 & 6 Fuel		\$ 30,000	Additional funding to cover until May, after may budget under transportation. \$8k per week.
	PMC Management Fee-Cranes		\$ (340,000)	Additional above taken from PMC, revised to 6 mos as contract still in process.
	TOTAL:		\$ (260,000)	
4)	FACILITY MAINTENANCE FEE			
	FIMF REVENUES		\$ (84,000)	Reduced due to EOY tracking and don't want to commit to new projects.
	FIMF GENERAL EXPENSE		\$ 10,000	Approved by BOD, funding taken from other small projects
	Terminal/Relocation		\$ 53,000	
	Lower Tower 2nd Floor		\$ 233,000	
	CFS Apalling		\$ 25,000	Project approved by BOD taken from FMF funding
	F-6 Bollard Repair		\$	

**FY-2014
PROPOSED BUDGET
MID-YEAR
CHANGES**

F-2/F-3 West Gate Fence	\$	5,000	
LC3, CFS, & Hightower Cable Lines	\$	90,000	
Other Small misc. Projects (approved)	\$	(332,000)	Reduced other small projects for the above line items including FMF Revenues.
TOTAL:		0	
5) SECTION/DIVISION SUMMARY			
*All divisional salaries and benefits adjusted based on actuals			
150 Marketing/Public Relations			
Other Contractual Services	\$	(8,000)	To be used to fund officials: vehicles, mules, golf carts, etc.
650 Commercial			
Operational Supplies-Permit	\$	2,750	Diving Permit
TOTAL:	\$	(5,250)	
6) VACANT POSITION LISTING			
*Request to Fund Existing Positions			
Deputy General Manager Operations	\$	84,328	*March Salaries+Benefits
Personnel Specialist IV	\$	22,584	*June Salaries+Benefits
Systems Manager	\$	29,373	*June Salaries+Benefits
*Request to Fund New Positions			
Security Guard (Armed)	\$	15,190	*June Salaries+Benefits
Security Guard (Armed)	\$	15,190	Additional jurisdiction due to shortage of manpower from GPD
UNDERFILLING			
Marine Traffic Controller	\$	21,636	*June Salaries+Benefits
Marine Traffic Controller	\$	21,925	These Merit Promotions are a result of a Desk Audit that was conducted on these employees. These employees applied under a Merit Promotion job announcement and were audited to determine if they were actually performing the full duties and responsibilities of the underfilling position title.
Crane Mechanic II	\$	21,288	
Heavy Equipment Mechanic II	\$	5,897	
Preventive Maint. Mechanic	\$	5,551	
Port Police II	\$	10,409	
Port Police II	\$	9,258	
TOTAL:	\$	262,630	
7) CAPITAL IMPROVEMENT PROJECTS/EQUIPMENTS			
JJ 1: Command and Control Integration of CCTV Security Surveillance, Access Control/Secured Credentialing, Radar Intrusion/Detection, and TWIC Readers Systems			
CMU Wall & Heavy Duty Chain Link Security Fencing	\$	2,092,928	Increased
CMU Wall & Heavy Duty Chain Link Security Fencing Partial Northern Site	\$	(80,000)	New Grant -2013 Port Security Grant Program for the expansion of CMU wall & upgrade fencing. Originally budget for FY15 but management has pushed up a portion of the upgrade fencing for this year for Northern side.
MOV @ Golf Pier Fuel Pipelines	\$	155,051	*\$90K Approved by the Board of Directors 3/27/14 Meeting - \$65K Change Order
Other Small Projects	\$	(106,637)	Reduced to fund TOS per BOD approval
A/E Services for Mooring Bollards and Fire Fighting Sys.	\$	2,000	Additional funding needed for change order
Mobil Fuel Line Repairs PAG Matching Share	\$	(157,051)	Project has not started, reduce to cover additional funding for MOV & A/E
Terminal Operating System	\$	106,637	New line item approved by BOD to assess PAG needs for TOS
Harbor of Refuge: A/E Design & Environmental Studies	\$	100,000	Awarded - Moved from pending to Ongoing
Agat Marina Small Boat Marina - Pump Out System & Station	\$	61,000	Awarded - Moved from pending to Ongoing
Vehicle & Motor Equipment by Description	\$	20,000	To be used to fund officials: vehicles, mules, golf carts, etc.
TOTAL:	\$	2,293,928	

**FY-2014
PROPOSED BUDGET
MID-YEAR
GRAND SUMMARY**

	FY-2014 Proposed	FY-2014 Approved	FY-2014 YTD Actuals 1/31/14	FY-2014 Antcpd EOY	FY-2013 YTD Actuals 09/30/13	FY-14 Prop Mid-Year vs FY-14 Appr	FY-14 Prop Mid-Year vs FY-14 Antcpd EOY
Description	Budget	Budget					
Revenues							
1 Cargo Revenues	29,959,967	29,959,967	9,643,985	28,931,956	28,373,148	0	1,028,012
2 Non Cargo Revenues	7,286,930	7,281,430	2,705,460	8,116,380	7,922,315	5,500	(829,450)
3 TOTAL REVENUES	37,246,898	37,241,398	12,349,445	37,048,336	36,295,463	5,500	198,562
4							
Divisional - Salaries & Benefits							
6 Management & Employee Salaries	12,980,961	14,144,407	4,281,115	12,843,345	13,425,714	-1,163,446	137,617
7 Holiday Work	390,437	188,314	130,146	390,437	176,392	202,124	-
8 Sick Leave Used	521,481	0	173,827	521,481	611,877	521,481	-
9 Annual Leave Taken	1,122,768	0	374,256	1,122,768	1,254,014	1,122,768	-
10 Comp Time Taken	57,560	0	19,187	57,560	32,734	57,560	-
11 Typhoon Salaries	181,026	0	60,342	181,026		181,026	-
11 Regular Salaries	15,254,235	14,332,721	5,038,873	15,116,618	15,500,730	921,514	137,617
12 Vacancies	788,723	651,137	0	0	0	137,586	788,723
13 Increment 2014	0	716,825	0	0	0	-716,825	-
14 Night Differential/Hazard Pay	597,282	545,497	198,290	594,871	680,742	51,785	2,411
15 Overtime	1,054,813	1,054,813	476,073	1,428,219	1,375,938	0	(373,406)
16 Retirement (30.09%)	4,781,451	4,237,477	1,585,840	4,757,519	4,744,414	543,974	23,932
17 Death & Disability	122,725	123,119	40,414	121,241	123,411	-394	1,484
18 Hospital	961,985	769,347	318,967	956,900	841,769	192,638	5,085
19 Life	53,223	56,878	17,558	52,675	51,955	-3,656	548
20 Dental	71,528	62,225	23,642	70,927	64,336	9,303	600
21 Medicare	226,039	185,788	74,962	224,885	225,584	40,250	1,153
22 Vacancy Benefits	302,046	264,648	0	0	0	37,397	302,046
23 Increment Benefits 2014	0	222,174	0	0	0	-222,174	-
24 SUB-TOTAL	24,214,048	23,222,651	7,774,619	23,323,856	23,608,878	991,397	890,193
25							
Other Divisional Expense							
27 Office Supplies	51,544	51,544	6,012	18,036	42,254	0	33,508
28 Operational Supplies	1,051,500	1,048,750	76,173	228,518	519,687	2,750	822,982
29 Gas, Diesel	470,000	470,000	103,176	309,529	444,594	0	160,471
30 Equipment	368,715	368,715	2,432	7,297	76,235	0	361,418
31 Contractual	477,055	485,055	57,679	173,037	265,849	-8,000	304,018
32 Miscellaneous	54,184	54,184	9,732	29,197	32,384	0	24,987
33 Training	50,000	50,000	17,499	52,497	26,651	0	(2,497)
34 Travel	50,000	50,000	17,437	52,312	17,308	0	(2,312)
35 SUB-TOTAL	2,572,998	2,578,248	290,141	870,422	1,424,962	-5,250	1,702,576
36							
37 TOTAL DIVISIONAL EXPENSE	26,787,047	25,800,900	8,064,759	24,194,278	25,033,840	986,147	2,592,769
38							
General Expense							
40 OTHER BENEFITS	1,500	1,500	0	0	15,905	0	1,500
41 OTHER PERSONNEL COSTS	400,000	355,000	146,138	438,414	32,015	45,000	(38,414)
42 COMMUNICATIONS	104,150	104,150	24,141	72,422	88,060	0	31,728
43 UTILITIES	2,838,488	2,838,488	688,747	2,066,242	2,217,277	0	772,246
44 GENERAL INSURANCE	1,985,221	2,006,422	627,094	1,881,281	2,006,422	-21,201	103,940
45 REPAIRS AND MAINTENANCE	171,528	151,528	32,328	96,985	121,927	20,000	74,543
46 DEPRECIATION EXPENSE	3,806,508	3,806,508	825,737	2,477,211	4,440,389	0	1,329,297
47 DAMAGE, SHORTAGE, WRITEOFF	104,000	82,000	-117	-350	151,037	22,000	104,350
48 MISCELLANEOUS	69,000	256,500	1,584	4,752	5,538	-187,500	64,248
49 AGENCY & MANAGEMENT FEE'S	668,344	528,344	205,547	616,642	502,778	140,000	51,702
50 PROFESSIONAL SERVICES	1,536,080	1,536,080	387,951	1,163,853	2,780,944	0	372,227
51 OTHER CONTRACTUAL	94,000	106,000	8,972	26,917	27,490	-12,000	67,083
52 OTHER EXPENSES	0	0	0	0	0	0	-
53 TYPHOON EXPENSE	0	0	0	0	0	0	-
54 SUBTOTAL GENERAL EXPENSE	11,778,819	11,772,520	2,948,123	8,844,369	12,389,781	6,299	2,934,449
55							
56 GRAND TOTAL EXPENSE	38,565,866	37,573,419	11,012,882	33,038,647	37,423,621	992,446	5,527,219
57							
58 OPERATING INCOME/LOSS	-1,318,968	-332,022	1,336,563	4,009,689	-1,128,158	-986,946	-5,328,657
59							
OTHER INCOME/EXPENSE							
61 Non-Operating Expense	2,775,440	2,975,051	824,519	2,473,556	4,852,935	-199,611	301,883
62 Federal Reimbursements	7,226,657	4,892,729	1,922,722	5,768,165	4,785,296	2,333,928	1,458,492
63 Insurance Reimbursements	0	0	0	0	0	0	-

**FY-2014
PROPOSED BUDGET
MID-YEAR
GRAND SUMMARY**

Description	FY-2014 Proposed Mid-Year Budget	FY-2014 Approved Budget	FY-2014 YTD Actuals 1/31/14	FY-2014 Antcpd EOY	FY-2013 YTD Actuals 09/30/13	FY-14 Prop Mid-Year vs FY-14 Appr	FY-14 Prop Mid-Year vs FY-14 Antcpd EOY
64 Miscellaneous Income	207,942	207,942	135,071	405,213	242,959	0	(197,271)
65 TOTAL OTHER INCOME/EXPENSE	4,659,160	2,125,621	1,233,274	3,699,822	175,320	2,533,539	959,338
66							
67 NET INCOME/LOSS	3,340,192	1,793,599	2,569,837	7,709,511	-952,838	1,546,593	-4,369,319
68							
69 CRANE NET INCOME/LOSS	483,492	223,492					
70 TOTAL NET INCOME/LOSS	3,823,684	2,017,091					
71							

**FY-2014
PROPOSED BUDGET
MID-YEAR
REVENUES**

DESCRIPTION	FY-2014 Proposed Mid-Year Budget	FY-2014 Approved Budget	FY-2014 YTD Actuals 1/31/14	FY-2014 Antcpd EOY	FY-2013 YTD Actuals 09/30/13	FY-14 Prop Mid-Year vs FY-14 Appr	FY-14 Prop Mid-Year vs FY-14 Antcpd EOY
CARGO REVENUES							
1 CT Chassis	5,604,103	5,604,103	1,577,491	4,732,472	5,256,052	0	871,631
2 CT Ground	10,118,174	10,118,174	3,486,213	10,458,639	9,653,790	0	-340,465
3 CT-Reefer	1,750,720	1,750,720	571,993	1,715,980	1,660,437	0	34,740
4 CT-Rehandled	12,562	12,562	4,174	12,523	0	0	40
5 CT Breakbulk	653,356	653,356	257,337	772,012	635,752	0	-118,656
6 CT Utilized	11,535	11,535	10,800	32,401	10,916	0	-20,866
8 CT Ro/Ro	516,677	516,677	175,316	525,949	504,774	0	-9,272
9 CT Devan/Stuff	110,921	110,921	16,123	48,369	102,059	0	62,552
10 CT Heavy/lift	24,439	24,439	5,275	15,824	23,576	0	8,615
11 CT Longlength	26,133	26,133	158	474	20,945	0	25,659
12 OUT-OF-GAUGE CARGO	108,824	108,824	29,750	89,250	102,750	0	19,574
13 CARGO THROUGHPUT REVENUES	18,937,445	18,937,445	6,134,631	18,403,893	17,971,050	0	533,552
14							
15 OTHER CARGO RELATED REVENUES							
16 Lift On/Lift Off	11,371	11,371	18,556	55,669	10,566	0	-44,298
17 Preslung	83,428	83,428	38,719	116,157	78,803	0	-32,729
18 Transshipment Container	2,330,670	2,330,670	620,170	1,860,510	2,193,999	0	470,159
19 Overstow Container	196,361	196,361	32,532	97,595	181,553	0	98,767
20 Shifted Container	4,674	4,674	513	1,539	4,068	0	3,135
21 Rigged Container	34,210	34,210	10,947	32,842	31,187	0	1,368
22 REEFER CNTR-PLUG/UNPLUG	99,630	99,630	33,960	101,880	92,850	0	-2,250
23 Direct Labor Billed	2,554,682	2,554,682	881,957	2,645,872	2,408,401	0	-91,191
24 Equipment Rental	153,698	153,698	74,057	222,172	159,049	0	-68,474
25 Port Entry Fee&Dockage	353,084	353,084	102,233	306,700	329,739	0	46,384
26 Wharfage	4,431,953	4,431,953	1,458,058	4,374,173	4,184,706	0	57,780
27 Fuel Surcharge*	587,702	587,702	184,018	552,054	557,535	0	35,648
28 Maritime Security Fee*	181,057	181,057	53,633	160,898	169,641	0	20,159
29 OTHER CARGO RELATED REVENUES	11,022,522	11,022,522	3,509,354	10,528,063	10,402,098	0	494,460
30							
31 TOTAL CARGO REVENUES	29,959,967	29,959,967	9,643,985	28,931,956	28,373,148	0	1,028,012
32							
33 NON CARGO REVENUES							
34							
35 FACILITIES REVENUES							
36							
37 Facility Usage							
38 Facility-Usage-MOBIL	1,088,151	1,088,151	371,335	1,114,005	1,087,487	0	-25,853
40 Facility-Usage-TRISTAR	2,563,136	2,563,136	1,061,155	3,183,465	2,554,504	0	-620,329
42 Facility Usage	3,651,287	3,651,287	1,432,490	4,297,470	3,641,991	0	-646,183
43							
44 Space Rental	949,413	949,413	453,544	1,360,633	898,968	0	-411,221
47 Lease Income-GEDA	1,044,300	1,044,300	210,210	630,631	1,206,189	0	413,669
48 License Fee-Matson/Horizon	75,947	75,947	0	0	62,818	0	75,947
50 Common Area Maintenance	69,833	69,833	22,552	67,657	69,037	0	2,176
51 Security Surcharge Rental	41,199	41,199	13,141	39,423	40,928	0	1,775
52							
53 Marina Revenues							
Water and Landside Activity	5,500			0		5,500	5,500
54 Gregorio D. Perez	50,537	50,537	16,096	48,287	51,018	0	2,249
55 Agat Marina	194,769	194,769	60,811	182,433	195,629	0	12,336
56 Marina Revenues	250,805	245,305	76,907	230,720	246,647	5,500	20,085
57							
58 Harbor of Refuge	54,362	54,362	17,349	52,047	52,849	0	2,315
59 Demurrage	700,000	700,000	345,647	1,036,941	1,276,526	0	-336,941
60							
61 TOTAL FACILITY REVENUES	6,837,145	6,831,645	2,571,841	7,715,522	7,495,951	5,500	-878,377
62							
63 OTHER FEES & SERVICES							
64 Bulk Scrap Metal			13,873	18,497	11,962	0	-18,497
65 Materials Used	2,138	2,138		0	2,059	0	2,138
66 Passenger Service	55,093	55,093	10,129	30,388	44,045	0	24,705
68 Bunker Services	30,206	30,206	6,872	20,616	30,537	0	9,590
69 Special Services	126,158	126,158	35,572	106,716	123,436	0	19,443
70 Elect. Power-Unmetered	167,678	167,678	52,855	158,566	159,519	0	9,112
71 TOTAL OTHER FEES & SERVICES	381,273	381,273	119,302	334,783	371,557	0	46,490
72							

**FY-2014
PROPOSED BUDGET
MID-YEAR
REVENUES**

DESCRIPTION	FY-2014	FY-2014	FY-2014	FY-2013	FY-14 Prop	FY-14 Prop
	Proposed Mid-Year Budget	Approved Budget	YTD Actuals 1/31/14	YTD Actuals 09/30/13	Mid-Year vs FY-14 Appr	Mid-Year vs FY-14 Antcpd EOY
73 ADMINISTRATIVE FEES & SERVICES						
74 PAG Documentation	300	300	200	600	250	0
75 I.D. Badges	918	918	100	300	1,000	0
76 Police Reports	132	132	45	135	125	0
77 I.D. TWIC	9,871	9,871	6,580	19,740	12,920	0
78 Tariff Subscription	0	0		0		0
79 Violation of Regulation Penalty	1,286	1,286	209	626		0
81 Procurement RFD BID Packet	3,000	3,000	550	1,650	4,025	0
82 TOTAL ADMINISTRATIVE FEES & SERVIC	15,507	15,507	7,684	23,051	20,951	0
83						
84 OTHER INCOME/EXPENSE						
89						
90 OTHER REIMBURSEMENTS						
91 Fed Reim-HS 2011 PSGP	0	0		0	0	0
92 Fed. Reimb-OEA Proj	53,000	53,000	6,632	19,895	33,851	0
95 GTA Multi Svc Fiber Reimbursement	0	0		0		0
96 Revenue Minimum Charge	5	5	2	7	4	0
97 TOTAL OTHER REIMBURSMENTS	53,005	53,005	6,634	19,903	33,855	0
98						
103 TOTAL OTHER INCOME/EXPENSE	53,005	53,005	6,634	19,903	33,855	0
104						
105 TOTAL NON CARGO REVENUES	7,286,930	7,281,430	2,705,460	8,093,259	7,922,315	5,500
106						
107 TOTAL CARGO/NON-CARGO REVENUES	37,246,898	37,241,398	12,349,445	37,025,215	36,295,463	5,500
108						
109 REIMBURSEMENTS						
110 FEDERAL REIMBURSEMENT						
116 Department of Administration				0		0
118 Fed Reim-DOI 2007 G				0		0
119 Fed Reim-DOI 2010 GDP A	251,095	251,095	173	520	509,520	0
120 Fed Reim-DOI 2011 GDP S	250,000	250,000		0		250,000
143 Fed Reim-DOI 2012 GDP P	549,832	388,832	439,297	1,317,891	1,121,218	161,000
144 Fed Reim-HS 2007 PSGP				0	90,540	0
145 Fed Reim-HS 2008 PSGP				0	548,604	0
146 Fed Reim-HS 2009 PSGP	590,212	590,212	259,034	777,101	1,278,610	0
147 Fed Reim-HS 2010 PSGP	2,182,455	89,527	435,966	1,307,898	145,595	2,092,928
148 Fed Reim-HS 2011 PSGP	2,392,931	2,392,931	9,072	27,216	19,993	0
149 Fed Reim-HS 2013 PSGP	80,000	0		0		80,000
150 Fed Reim-OEA Mod. Fact F				0		0
152 Fed Reim-OEA Owners	211,815	211,815	447,902	1,343,705	696,373	0
153 Fed Reim-OEA Project Cont & Pr				80,183	240,548	86,149
156 Fed Reim-OIA Eng & Env S				39,952	119,855	-25,462
157 Fed Reim-OIA Infrastructure	718,317	718,317	211,144	633,431	-135,176	0
163 FY2010 USDA				0	9,333	0
164 FEDERAL REIMBURSEMENT	7,226,657	4,892,729	1,922,722	5,788,165	4,785,296	2,333,928
165						
166 INSURANCE SETTLEMENTS						
167 Insurance Settlement-Other				0	0	0
169 INSURANCE SETTLEMENTS	0	0	0	0	0	0
170						
171 TOTAL REIMBURSEMENTS	7,226,657	4,892,729	1,922,722	5,788,165	4,785,296	2,333,928
172						
173 MISCELLANEOUS INCOME						
174 Cash Receipts Over/Short	0	0			5	5
175 Interest Income-Billing	134,562	134,562	120,562	361,686	137,124	-224,562
176 Interest Income-Investment	52,445	52,445	13,478	40,435	53,115	12,680
177 Miscellaneous Income	20,935	20,935	1,031	3,092	52,714	49,623
178 MISCELLANEOUS INCOME	207,942	207,942	135,071	405,213	242,959	-162,255
179						
180						
181 GRAND TOTAL REVENUES	44,681,497	42,342,069	14,407,238	43,198,593	41,323,718	2,177,174

**FY-2014
PROPOSED BUDGET
MID-YEAR
GENERAL EXPENSE**

DESCRIPTION	FY-2014	FY-2014	FY-2014	FY-2013	FY-14 Prop	FY-14 Prop
	Proposed	FY-2014	YTD	FY-2013	FY-14 Prop	FY-14 Prop
	Mid-Year	Approved	Actuals	YTD	Mid-Year	Mid-Year
	Budget	Budget	1/31/14	Actuals	vs	vs
				EOY	FY-14 Appr	FY-14 Antcpd
						EOY
GENERAL EXPENSE						
1 OTHER BENEFITS						
2 Recognition Awards	1,500	1,500	0	0	15,905	0
3 TOTAL OTHER BENEFITS	1,500	1,500	0	0	15,905	0
4						
5 OTHER PERSONNEL COSTS						
6 Workmen's Compensation	145,000	100,000	70,899	212,698	29,376	45,000
7 Workmen's Compensation Insurance	225,000	225,000	75,000	225,000	0	0
8 Drug Program	30,000	30,000	239	716	2,639	0
9 TOTAL OTHER PERSONNEL COSTS	400,000	355,000	146,138	438,414	32,015	45,000
10						
11 COMMUNICATIONS						
12 Long Distance	650	650	-9	-28	44	0
13 Telephone	55,000	55,000	14,804	44,413	43,888	0
14 Telephone System Maintenance	3,500	3,500	0	0	2,601	0
15 Internet Access	45,000	45,000	9,346	28,037	41,527	0
16 TOTAL COMMUNICATIONS	104,150	104,150	24,141	72,422	88,060	0
17						
18 UTILITIES						
19 Water	750,000	750,000	189,721	569,162	555,316	0
20 Power	1,828,358	1,828,358	473,179	1,419,537	1,516,910	0
21 Trash Removal	260,130	260,130	25,848	77,544	145,051	0
22 TOTAL UTILITIES	2,838,488	2,838,488	688,747	2,066,242	2,217,277	0
23						
24 GENERAL INSURANCE						
25 Insurance	1,985,221	2,006,422	627,094	1,881,281	2,006,422	-21,201
26 TOTAL GENERAL INSURANCE	1,985,221	2,006,422	627,094	1,881,281	2,006,422	-21,201
27						
28 REPAIRS AND MAINTENANCE						
29 Maintenance-PAG Gulf Pier	72,000	72,000	24,000	72,000	42,000	0
30 Maintenance-PAG F1 Pier	79,528	79,528	8,328	24,985	51,423	0
31 Common Area Maintenance	10,000	0	0	0	14,252	10,000
32 Boat Maintenance	10,000	0	0	0	14,252	10,000
33 TOTAL REPAIRS AND MAINTENANCE	171,528	151,528	32,328	96,985	121,927	20,000
34						
35 DEPRECIATION EXPENSE						
36 Depreciation	3,806,508	3,806,508	825,737	2,477,211	4,440,389	0
37 TOTAL DEPRECIATION EXPENSE	3,806,508	3,806,508	825,737	2,477,211	4,440,389	0
38						
39 DAMAGE, SHORTAGE, WRITEOFF						
40 Inventory Loss/Writ	1,500	1,500	-117	-350	23,403	0
41 Bad Debt Writeoff	35,000	35,000	0	0	122,084	0
42 Penalty-Noncompliance	32,000	10,000	0	0	3,000	22,000
43 Claims Cargo Shortage	30,000	30,000	0	0	2,500	0
44 Claims-Legal Settlement	5,000	5,000	0	0	50	0
45 Claims-Other Damage	500	500	0	0	0	0
46 TOTAL DAMAGE, SHORTAGE, WRITEOFF	104,000	82,000	-117	-350	151,037	22,000
47						
48 MISCELLANEOUS						
49 Board of Director's Expense	6,500	6,500	1,584	4,752	5,538	0
50 Gantry II Demolition	62,500	250,000	0	0	0	-187,500
51 TOTAL MISCELLANEOUS	69,000	256,500	1,584	4,752	5,538	-187,500
52						
53 AGENCY & MANAGEMENT FEE'S						
54 Agency Fees	46,513	46,513	15,020	45,059	0	0
55 Mobil Manager's Fee	87,052	87,052	27,084	81,253	109,337	0
56 Tristar Manager's Fee	534,779	394,779	163,443	490,330	393,441	140,000
57 TOTAL AGENCY & MANAGEMENT FEE'S	668,344	528,344	205,547	616,642	502,778	140,000
58						

**FY-2014
PROPOSED BUDGET
MID-YEAR
GENERAL EXPENSE**

DESCRIPTION	FY-2014	FY-2014	FY-2014 YTD Actuals 1/31/14	FY-2014	FY-2013	FY-14 Prop	FY-14 Prop
	Proposed Mid-Year Budget	FY-2014 Approved Budget		FY-2014 Antcpd EOY	YTD Actuals 09/30/13	Mid-Year vs FY-14 Appr	Mid-Year vs FY-14 Antcpd EOY
59 PROFESSIONAL SERVICES							
60 Audit & Accounting Fees	45,000	45,000	35,000	105,000	42,000	0	-60,000
65 Position Class, Compensation & Benefits Study	25,200	25,200		0	9,498	0	25,200
66 Insurance Consultants (Risk Manager)	42,000	42,000	20,551	61,653	12,933	0	-19,653
67 PUC Consultant/Legal	200,000	200,000	2,917	8,750	130,212	0	191,250
68 PUC Assessment Fee	85,940	85,940	28,647	85,940	76,350	0	0
69 USDA Guarantee Loan Fee	2,100	2,100		0	27,300	0	2,100
73 Legal Counsel	630,000	630,000	259,058	777,174	923,563	0	-147,174
74 Bank Service Fee - BOG	840	840	260	780	555	0	60
75 Bank Service Fee - BOH	0	0		0	116,030	0	0
76 OAE Support	500,000	500,000	41,519	124,556	1,442,502	0	375,444
79 TOTAL PROFESSIONAL SERVICES	1,536,080	1,536,080	387,951	1,163,853	2,780,944	0	372,227
80							
81 OTHER CONTRACTUAL							
82 Machine Shop Service	0	0		0	0	0	0
83 Medical Exams	20,000	20,000	8,972	26,917	27,490	0	-6,917
84 Equipment Rental	74,000	86,000		0		-12,000	74,000
85 TOTAL OTHER CONTRACTUAL	94,000	106,000	8,972	26,917	27,490	-12,000	67,083
100							
101 TOTAL GENERAL EXPENSE	11,778,819	11,772,520	2,948,123	8,844,369	12,389,781	6,299	2,914,449
102							
103 NON-OPERATING EXPENSE							
104							
105 INTEREST EXPENSE							
106 Miscellaneous Expense	0	0		0	41,844	0	0
107 TOTAL INTEREST INCOME	0	0	0	0	41,844	0	0
108							
109 INTEREST EXPENSE							
110 Miscellaneous Expense	22,701	1,500	21,349	64,046	6,240	21,201	-41,345
112 Interest Expense-\$3.5 mil USDA GL	184,331	184,331	63,357	190,071	196,714	0	-5,740
113 Interest Expense-\$10 mil Loan SLE	0	218,762	0	0	0	-218,762	0
114 SLE Loan Fee	12,500	0		0	0	12,500	12,500
115 Interest Expense-\$2 mil Loan Equipt	29,702	44,252	0	0	0	-14,550	29,702
116 TOTAL INTEREST EXPENSE	249,234	448,845	84,705	254,116	202,954	-199,611	-4,883
117							
118 RETIREMENT GOVT CONTRIBUTION							
119 Retirement COLA Benefits	419,400	419,400	115,684	347,052	347,050	0	72,348
120 Retirees Gov't Contribution (Med,Den,Life)	1,250,000	1,250,000	428,236	1,284,708	1,266,422	0	-34,708
121 Retirement Supplemental Benefits	548,801	548,801	184,000	552,000	542,564	0	-3,199
123 TOTAL RETIREMENT GOVT CONTRIBUTION	2,218,201	2,218,201	727,920	2,183,760	2,156,036	0	34,441
124							
125 FEDERAL EXPENSES							
126 Homeland Security	108,005	108,005	1,245	3,734	74,284	0	104,271
127 U.S. DOH-FEMA EMI			10,649	31,946		0	-31,946
128 Federal Expense-Mas	0	0		0	1,713,422	0	0
129 TOTAL FEDERAL EXPENSES	108,005	108,005	11,893	35,680	1,787,706	0	72,325
130							
131 GAIN (LOSS) OM ASSET							
132 Loss on Asset Disposals	200,000	200,000		0	664,395	0	200,000
133 TOTAL GAIN (LOSS) OM ASSET	200,000	200,000	0	0	664,395	0	200,000
134							
135 TOTAL NON-OPERATING EXPENSE	2,775,440	2,975,051	824,519	2,473,556	4,852,935	-199,611	301,883
136							
137 TOTAL NON DIVISIONAL/GENERAL EXPENSE	14,554,258	14,747,570	3,772,642	11,317,926	17,242,717	-193,312	3,216,333

**FY-2014
PROPOSED BUDGET
MID-YEAR
CRANES**

DESCRIPTION	FY-2014		FY-2014 YTD Actuals 1/31/14	FY-2013 YTD Actuals 09/30/13	FY-14 Prop		FY-14 Prop	
	Proposed Mid-Year Budget	FY-2014 Approved Budget			Mid-Year vs FY-14 Appr	Mid-Year vs FY-14 Antcpd EOY		
CRANE REVENUES								
1 Crane Surcharge*	5,512,320	5,512,320	1,900,917	5,702,751	4,118,306	0	-190,431	
2 TOTAL CRANE REVENUES	5,512,320	5,512,320	1,900,917	5,702,751	4,118,306	0	-190,431	
3								
4 GANTRY GENERAL EXPENSE								
5 GENERAL INSURANCE								
6 Insurance	260,000	260,000	86,667	260,000	260,000	0	0	
7 TOTAL GENERAL INSURANCE	260,000	260,000	86,667	260,000	260,000	0	0	
8								
9 REPAIRS AND MAINTENANCE- SUB								
10 Gantry III Maintenance-Parts	150,000	100,000	63,600	190,801	512,545	50,000	-40,801	
11 Gantry III Outside Labor	450,000	450,000	14,702	44,107	1,037,041	0	405,893	
12 Overtime PAG Welders	50,000	50,000		0	0	0	50,000	
13 Gantry II Demolition	0	0		0	0	0	0	
14 GANTRY 4, 5 & 6 Corrosion	720,000	720,000	55,000	165,000	446,250	0	555,000	
15 GANTRY 4, 5 & 6 Structural Engineering Support	50,000	50,000		0	0	0	50,000	
16 GANTRY 4, 5 & 6 Fuel	375,000	345,000	116,300	348,899	277,790	30,000	26,101	
17 GANTRY 4, 5 & 6 Labor Support	101,000	101,000	59,159	177,478	201,920	0	-76,478	
18 GANTRY 4, 5 & 6 Materials/Parts	300,000	300,000	24,285	72,854	171,825	0	227,146	
19 GANTRY 4, 5 & 6 Outside Labor	250,000	250,000	74,887	224,661	329,082	0	25,339	
20 GANTRY 4, 5 & 6 Technical Support	300,000	300,000	71,029	213,086	362,817	0	86,914	
21 GANTRY 4, 5 & 6 Welding	0	0		0	0	0	0	
22 TOTAL REPAIRS AND MAINTENANCE- SUB	2,746,000	2,666,000	478,962	1,436,885	3,339,271	80,000	1,309,115	
23								
24 DEPRECIATION EXPENSE								
25 Depreciation	800,000	800,000	266,667	800,001	0	0	-1	
26 TOTAL DEPRECIATION EXPENSE	800,000	800,000	266,667	800,001	0	0	-1	
27								
28 PROFESSIONAL SERVICES								
29 PMC Management Fee-Cranes	510,000	850,000	0	0	0	-340,000	510,000	
30 Crane Certification	27,500	27,500	0	0	0	0	27,500	
31 TOTAL PROFESSIONAL SERVICES	537,500	877,500	0	0	0	-340,000	537,500	
32								
33 TOTAL GENERAL EXPENSE-CRANE	4,343,500	4,603,500	832,295	2,496,886	3,599,271	-260,000	1,846,614	
34								
35 INTEREST EXPENSE								
36 Interest Expense-\$12 mil USDA GL Crane	685,328	685,328	232,501	697,503	534,688	0	-12,175	
37 TOTAL INTEREST EXPENSE	685,328	685,328	232,501	697,503	534,688	0	-12,175	
38								
39 TOTAL NON-OPERATING EXPENSE	685,328	685,328	232,501	697,503	534,688	0	-12,175	
40								
41 TOTAL NON DIVISIONAL/GENERAL EXPENSE	5,028,828	5,288,828	1,064,796	3,194,389	4,133,959	-260,000	1,834,439	
42								
43 TOTAL NET INCOME/LOSS	483,492	223,492						
Crane Reserve Fund 9.5%	\$ 523,670	\$ 523,670			\$ 391,239			

**FY-2014
PROPOSED BUDGET
MID-YEAR
FACILITY MAINTENANCE
FEE**

DESCRIPTION	FY-2014	FY-2014	FY-2014 YTD Actuals 1/31/14	FY-2013	FY-14 Prop	FY-14 Prop	
	Proposed Mid-Year Budget	Approved Budget		FY-2013 YTD Actuals 09/30/13	Mid-Year vs FY-14 Appr	Mid-Year vs FY-14 Antcpd EOY	
FMF REVENUES							
1 Facility Maintenance Fee	1,420,141	1,504,141	473,380	1,420,139	1,417,382	-84,000	
2 TOTAL FMF REVENUES	1,420,141	1,504,141	473,380	1,420,139	1,417,382	-84,000	
3							
FMF GENERAL EXPENSE							
5 REPAIRS AND MAINTENANCE							
6 Dockside Lighting	320,000	320,000	0	0	0	0	
7 Container Stripping	235,000	235,000	0	0	0	0	
8 High Tower	25,000	25,000	0	0	0	0	
9 Lower Tower	65,000	65,000	0	0	0	0	
10 Warehouse 1, Bay 2 & 3 Removal and Repairs	56,625	56,625	0	0	0	0	
11 Terminal Relocation	10,000		0	0	0	10,000	
12 Lower Tower 2nd Floor	53,000		0	0	0	53,000	
13 CFS Apalling	233,000		0	0	0	233,000	
14 F-6 Bollard Repair	25,000		0	0	0	25,000	
15 F-2/F-3 West Gate Fence	5,000		0	0	0	5,000	
16 LC3, CFS, & Hightower Cable Lines	90,000		0	0	0	90,000	
17 Other Small misc. Projects (approved)	302,516	802,516	0	0	0	-500,000	
18 TOTAL REPAIRS AND MAINTENANCE	1,420,141	1,504,141	0	0	0	-84,000	
19							
20 TOTAL FMF GENERAL EXPENSE	1,420,141	1,504,141	0	0	0	-84,000	
21							
22 TOTAL NET INCOME/LOSS	0	0					
FACILITY MAINTENANCE CAPITAL IMPROVEMENT PROJECTS							
A.) The following are list of projects that are currently ongoing, in the planning and design stage and future construction projects. Please note they are not in any order of priority							
	Description			Status	Funding	Amount	
	Hotel Wharf			Ongoing	FMF	537,000	
	TOTAL FMF CIP						537,000

**FY-2014
PROPOSED MID-YEAR VACANT POSITION LISTING**

APPROVED FY-2014 (Remaining)

Position Number	DIVISION	POSITION TITLE	Pav Grad	Hourly Rate	Annual Income	RET-DC	RET-DDI	LIFE	MEDICARE	MEDICAL	DENTAL	TOTAL SALARIES & BENEFITS
1 8001	FACILITY	Facilities Superintendent	N 2B	\$ 30.53	63,498.00	19,106.55	494.52	173.94	920.72	1,682.98	225.94	86,102.65
1 3191	MAINTENANCE	Trades Helper	D 2C	\$ 9.68	20,135.00	6,058.62	494.52	173.94	291.96	1,682.98	225.94	29,062.96
1 9103	MAINTENANCE	Crane Mechanic II	I 3A	\$ 16.34	33,978.00	10,223.98	494.52	173.94	492.68	1,682.98	225.94	47,272.04
1 9316	MAINTENANCE	Preventive Maint. Mechanic	I 5A	\$ 16.34	33,978.00	10,223.98	494.52	173.94	492.68	1,682.98	225.94	47,272.04
1 8312	MAINTENANCE	Preventive Maint. Mechanic	I 5A	\$ 16.34	33,978.00	10,223.98	494.52	173.94	492.68	1,682.98	225.94	47,272.04
1 NEW	GENERAL MANAGER'S OFFICE	Deputy General Manager Operations *3/3/14	Q 5D	\$ 52.18	63,462.98	19,093.00	165.47	58.20	920.07	563.15	75.60	84,328.49
6		Total Positions			249,020	74,930	2,638	928	3,611	8,978	1,205	341,310.22

FY-2014 VACATED (Funded)

1 8209	FACILITY	Maintenance Custodian	C 4C	\$ 7.90	16,432.00	4,944.39	494.52	173.94	238.26	1,682.98	225.94	24,192.03
1 8325	FACILITY	Painter I	E 4C	\$ 10.27	21,356.00	6,426.02	494.52	173.94	309.66	1,682.98	225.94	30,669.06
1 958	FINANCE	Accounting Technician II	F 3D	\$ 11.36	23,629.00	7,109.97	494.52	173.94	342.62	1,682.98	225.94	33,658.97
1 8203	GENERAL ADMINISTRATION	Clerk III	C 4B	\$ 7.82	16,270.00	4,895.64	494.52	173.94	235.92	1,682.98	225.94	23,978.94
1 300	HARBOR MASTER	Harbor Master	N 4A	\$ 32.73	68,079.00	20,484.97	494.52	173.94	987.15	1,682.98	225.94	92,128.50
1 9517	MAINTENANCE	Preventive Maint. Mechanic	I 5A	\$ 16.34	33,978.00	10,223.98	494.52	173.94	492.68	1,682.98	225.94	47,272.04
1 2202	PROCUREMENT/SUPPLY	Supply Technician II	E 4B	\$ 10.17	21,144.00	6,362.23	494.52	173.94	306.59	1,682.98	225.94	30,390.20
1 4348	STEVEDORE	Stevedore	F 7B	\$ 13.06	28,161.00	8,172.74	494.52	173.94	393.83	1,682.98	225.94	38,304.96
1 4405	STEVEDORE	Rigger	G 5C	\$ 13.89	28,881.00	8,690.29	494.52	173.94	418.77	1,682.98	225.94	40,567.45
1 5320	TERMINAL	Carpo Checker	F 7C	\$ 13.19	27,435.20	8,255.25	494.52	173.94	397.81	1,682.98	225.94	38,665.64
1 5330	TERMINAL	Carpo Checker	F 7C	\$ 13.19	27,435.20	8,255.25	494.52	173.94	397.81	1,682.98	225.94	38,665.64
1 5212	TERMINAL	Carpo Checker Supervisor	J 2D	\$ 18.44	38,352.00	11,540.12	494.52	173.94	556.10	1,682.98	225.94	53,025.60
1 6368	TRANSPORATION	Equipment Operator II	G 5A	\$ 13.61	28,312.00	8,519.08	494.52	173.94	410.52	1,682.98	225.94	39,818.98
1 6373	TRANSPORATION	Equipment Operator II	G 5A	\$ 13.61	28,312.00	8,519.08	494.52	173.94	410.52	1,682.98	225.94	39,818.98
14		Total Positions			406,776	122,399	6,923	2,435	5,898	23,562	3,163	571,157.00

MID-YEAR REVIEW (June) Proposed to be funded

1 539	HUMAN RESOURCES	Personnel Specialist IV	L 2C	\$ 23.73	16,512.93	4,968.74	165.47	58.20	239.44	563.15	75.60	22,583.55
1 1002	INFORMATION TECHNOLOGY	Systems Manager	N 2D	\$ 31.14	21,674.71	6,521.92	165.47	58.20	314.28	563.15	75.60	29,373.35
1 NEW	PORT POLICE *Additional	Security Guard (Armed)	E 5A	\$ 10.47	10,892.50	3,277.55	165.47	58.20	157.94	563.15	75.60	15,190.43
1 NEW	PORT POLICE *Additional	Security Guard (Armed)	E 5A	\$ 10.47	10,892.50	3,277.55	165.47	58.20	157.94	563.15	75.60	15,190.43
4		Total Positions			59,973	18,046	662	233	870	2,263	302	82,337.74

MID-YEAR REVIEW (June) UNDERFILLING

HARBOR MASTER		Marine Traffic Controller	I 6B	\$ 7.91	16,448.00	4,949.20	-	-	238.50	-	-	21,635.70
HARBOR MASTER		Marine Traffic Controller	I 6B	\$ 8.01	16,668.00	5,015.40	-	-	241.69	-	-	21,925.09
MAINTENANCE		Crane Mechanic II	I 4C	\$ 7.78	16,184.00	4,869.77	-	-	234.67	-	-	21,288.43
MAINTENANCE		Heavy Equipment Mechanic II	I 4C	\$ 2.16	4,483.00	1,346.93	-	-	65.00	-	-	5,896.94
MAINTENANCE		Preventive Maint. Mechanic	I 4C	\$ 2.03	4,220.00	1,269.80	-	-	61.19	-	-	5,550.99
PORT POLICE		Port Police II	I 4A	\$ 3.80	7,913.00	2,381.02	-	-	114.74	-	-	10,408.76
PORT POLICE		Port Police II	I 4A	\$ 3.38	7,038.00	2,117.73	-	-	102.05	-	-	9,267.79
0		Total Positions			72,964	21,952	-	-	1,058	-	-	95,963.69

FY-2014
PROPOSED MID-YEAR VACANT POSITION LISTING

UNFUNDED	Position Number	DIVISION	POSITION TITLE	Pay Grad	Grad Step	Hourly Rate	Annual Income	RET-DC	RET-DDI	LIFE	MEDICARE	MEDICAL	DENTAL	TOTAL SALARIES & BENEFITS
	1 7106	COMMERCIAL	Commercial Specialist I	I	2B	\$ 15.86		0.30	19.02	6.69	0.01			
	1	ENGINEERING	Engineer Technician II	H	4B	\$ 15.06								
	1 8308	FACILITY	Carpenter I	G	3B	\$ 12.70								
	1	FACILITY	Electrician I	G	4B	\$ 13.21								
	1 8305	FACILITY	Carpenter I	G	3B	\$ 12.70								
	1	FACILITY	Maintenance Custodian	C	4C	\$ 7.90								
	1	FACILITY	Maintenance Custodian	C	4C	\$ 7.90								
	1 940	FINANCE	Administrative Aide	E	4B	\$ 10.17								
	1 569	FINANCE	Accounting Technician III	G	5A	\$ 13.61								
	1 621	GENERAL ADMINISTRATION	Clerk III	C	4B	\$ 7.82								
	1	INFORMATION TECHNOLOGY	Programmer Analyst	I	5A	\$ 17.69								
	1	MAINTENANCE	Preventive Maint. Mechanic	I	5A	\$ 16.34								
	1 200	PLANNING	Management/Program Analyst	L	2C	\$ 23.73								
	1 5217	TERMINAL	Planner Work Coordinator	I	2A	\$ 15.70								
	1 5905	TERMINAL	Cargo Checker	F	7C	\$ 13.19								
	1 5304	TERMINAL	Cargo Checker	F	7C	\$ 13.19								
	1 6005	TRANSPORTATION	Equipment Operator III	H	5B	\$ 15.67								
	1 974	FINANCE	Accountant II	J	4C	\$ 19.77								
	1 962	FINANCE	Accountant II	J	4C	\$ 19.77								
	1 5335	TERMINAL	Cargo Checker	F	7C	\$ 13.19								
	1 600	CORPORATE SERVICES	Corporate Services Manager	P	2B	\$ 39.67								
	1 905	FINANCE	Financial Affairs Controller	N	3B	\$ 31.77								
	1 800	HUMAN RESOURCES	Personnel Services Administrator	N	2C	\$ 30.83								
	1 807	HUMAN RESOURCES	Personnel Specialist IV	L	2C	\$ 23.73								
	1 1659	PROCUREMENT/SUPPLY	Buyer II	G	4A	\$ 13.08								
	1 1602	SAFETY	Planner Work Coordinator	I	2A	\$ 15.70								
	1 562	MARKETING	Port Marketing Administrator	N	2B	\$ 30.53								
	1 432	PORT POLICE	Port Police Supervisor	K	5D	\$ 23.69								
	1 563	MARKETING	Program Coordinator IV	L	2C	\$ 23.73								
	29		Total Positions											
			Grand Total				786,723.03	237,326.76	102,232.25	3596.875	11436.48	34732.975	4670.875	1,090,758.65

**FY-2014
PROPOSED BUDGET
MID-YEAR
CAPITAL IMPROVEMENT PROJECTS**

A.) The following are list of projects that are currently ongoing, in the planning and design stage and future construction projects. Please note they are not in any order of priority				
Description	Category	Status	Federal Funding	PAG Funding
<u>On-Going Federal Projects:(Funded)</u>				
1 Guam Commercial Port Improvement Program (Balance of \$41,402,596)	MARAD	Ongoing	0	0
2 Preliminary Engineering & Environmental Studies for Port Facilities	DOI/OIA	Ongoing	39,952	0
3 Implementation of Programs & Projects Relevant to the Port Modernization Program	DOI/OIA	Ongoing	211,144	0
4 IJ 1: Command and Control Integration of CCTV Security Surveillance, Access Control/Secured Credentialing, Radar Intrusion/Detection, and TWIC Readers Systems	PSGP	Ongoing	2,182,455	0
5 IJ 1: Upgrade of Emergency Back-up Generators to Support Maritime and Port Security Management & Ops	PSGP	Ongoing	867,141	0
6 IJ 2: Access Control/Secured Credentialing System with TWIC Reader Capability	PSGP	Ongoing	584,400	0
7 IJ 2: Mobile Cargo and Vehicle CBRNE Detection and Screening System	PSGP	Ongoing	1,525,790	0
8 IJ 3: Communication Duct bank Work (formerly Radar/Intrusion Detection System)	PSGP	Ongoing	5,812	0
9 Agat Marina "Dock A" Replacement	NOAA	Ongoing	250,000	500,000
10 Gregorio D. Perez Marina Actual Renovation & Site Improvements - Phase II	DOI/OIA	Ongoing	254,832	0
11 CM Services, GDP Marina Renovation & Site Improvement Plans	DOI/OIA	Ongoing	134,000	0
12 Agat Small Boat Marina 1)Fish Utility Boom	DOA/DAWR	Ongoing	20,000	0
13 Project Controls and Program Accountability Services	OEA	Ongoing	191,814	0
14 Owners Agent Engineer Support Services	OEA	Ongoing	718,317	0
15 CMU Wall & Heavy Duty Chain Link Security Fencing Partial Northern Site	PSGP	Ongoing	80,000	20,000
16 Harbor of Refuge: A/E Design & Environmental Studies	DOA/DAWR	Ongoing	100,000	25,000
17 Agat Marina Small Boat Marina - Pump Out System & Station	DOA/DAWR	Ongoing	61,000	0
18				
19				
Total On-Going Federal Projects:			7,226,657	545,000
20				
<u>Planned Federal Projects:(Not funded)</u>				
21 CMU Wall & Heavy Duty Chain Link Security Fencing	FEMA/PSGP	Awarded FY-15	381,712	0
22 Agat Small Boat Marina: Dock A Repairs	DOA/DAWR	Plan	100,000	0
23 Container Yard Drainage and Pavement Repair	TIGER	Plan	3,667,397	0
24 Agat Small Boat Marina 1)Concrete Catwalk	DOA/DAWR	Pending	60,000	0
25				
26				
TOTAL PLAN:			4,209,109	0
27				
TOTAL:			11,435,767	545,000
28				
29				
30				
<u>Internally Funded On-Going PAG Projects:</u>				
31 MOV @ Golf Pier Fuel Pipelines	Fuel Pier Lease Areas	Ongoing	0	267,306
32 CM Services, Replacement of Welded Petroleum Dist. Piping	Fuel Pier Lease Areas	Ongoing	0	245,000
33 IT A9.3 Upgrade JDE/Equipment		Ongoing	0	500,000
34 American Disability Act		Ongoing	0	5,000
35 Other Small Projects		Ongoing	0	643,363
36 Removal of Asbestos Tiles in 1st & 2nd Fl. Admin. Bldg. Common Area		Ongoing	0	10,000
37 Retilling of 1st & 2nd Fl. Admin. Bldg. Common Area.		Ongoing	0	43,601
38 A/E Services for Mooring Bollards and Fire Fighting Sys.		Ongoing	0	188,399
39 Contingency Federal Funding Cost Share & Match		Ongoing	0	275,000
40 Mobil Fuel Line Repairs PAG Matching Share		Ongoing	0	167,949
41 Terminal Operating System		Ongoing	0	106,637
42				
43				
Total Internal On-Going PAG Projects:			0	2,452,255
44				
<u>Externally Funded On-Going PAG Projects:</u>				
46 Wharf Upgrade	External	Ongoing	0	8,000,000
47 Top Lifter	External	Ongoing	0	800,000
48 FMS Upgrade	External	Ongoing	0	1,200,000
49 Equipments	External	Ongoing	0	2,000,000
50				
Total External On-Going PAG Projects:			0	12,000,000
51				
Total On-Going PAG Projects:				14,452,255
52				
53				

**FY-2014
PROPOSED BUDGET
MID-YEAR
CAPITAL IMPROVEMENT PROJECTS**

	Description	Category	Status	Federal Funding	PAG Funding
54	Planned PAG Projects:(Not funded)				
55	Cont. Yard Concrete Wheel Stopper		Plan	0	450,000
56	Additional Reefer Outlets and Reefer Lights		Plan	0	1,000,000
57	Emergency Water Line Repair		Plan	0	40,000
58	Perimeter Fence from F-6 to Haz- Mat Area (Southside)		Plan	0	150,000
59	Upgrade of 1st Fl. Mens Restroom Admin. Bldg.		Plan	0	15,000
60	CM Services, GDP Marina Renovation and Site Improvement Phase III		Plan	0	250,000
61	A/E Design Replacement of Mobil Pipeline Remaining Balance		Plan	0	60,000
62	Agat Marina Loading Dock Structural Repair & Assessment		Plan	0	250,000
63	Agat Marina Hydro/Topo Survey		Plan	0	95,000
64	Harbor of Refuge Hydro/Topo		Plan	0	90,000
65					
66		TOTAL PLAN:		0	2,400,000
67					
68		TOTAL PAG:		0	16,852,255
81					
82		GRAND TOTAL PAG/FEDERAL/LOAN:		0	28,288,022
83	UNFUNDED PAG (CIP's)				
84					
85	-Port Police				
86	1ST FLOOR PORT POLICE BUILDING				50,000
87	2ND FLOOR PORT POLICE BUILDING				30,000
88	WAREHOUSE / PASSENGER SCREENING AREA EXTENSION ON PORT POLICE BUILDING TO HAVE PEDESTRIAN ACCESS AND INTALLATION OF BIO-METRIC				100,000
89	CARD READER				100,000
90					
91					
92	-Facility				
93	Admininstration Building interior and exterior, EQMR, Whse.#1 & CFS,				
94	Board Room: (1). Repair all concrete spall to all interior and exterior surfaces				75,000
95	and repair/seal on construction joint on roof of CFS, Whse. #1				
96	and EQMR whse.				
97	(2). Water Pits: F-3 to F-6: To refurbish waterlines, valves and				14,000
98	other related fittings/brackets. Eight (8) pits.				
99	PROJECTED INTERNALLY FUNDED CAPTIAL IMPROVEMENT PROJECTS \$10,000.00 OR MORE: ↓				
100	1). Upgrade/replace 10" shut-off valves inside port compound. Sixteen (16) units				140,000
101	replace existing perimeter fence to include gates, with concrete post and				
102	stainless barb wires. (COAST GUARD REQUIREMENTS)				
103	3). 6" Fire Hydrant shut-off valves. Fifteen (15) ea. Container Yard Area				180,000
104	4). Temporary cover for storm drain at container yard				15,000
105	twelve (12) pcs. - 1" x 5" x 10" steel plates.				
106	5). To repair water lines as needed for EMERGENCY repairs.				35,000
107	*CONTAINER YARD AND ALL PAG COMPOUND				
108	6). Container Yard Storm Drain Repair to include grill				1,700,000
109					
110	PAG-Container Yard-Concrete Chassis Bumber Stall Replacements				55,000
111	PAG-Container Yard-Installation of Metal bumbers around container yard light				26,000
112	post.				
113	PAG-Container Yard-Miscellaneous fabrication of signs throughout container				12,000
114	yard areas/buildings				
115					
116	Floodlights Installation @ Admin. Bldg (to include Parking Lot Areas), CFS Warehouse, Warehouse 1, Docks F4-F6 (Yardlights)				200,000
117	500 KW, 480V Genset w/ Transfer Switch for LC3				300,000
118	750 KW or Greater, 240V Genset w/ Transfer Switch for LC4				450,000
119	1 EACH - 500 KW, 480V Genset w/ Transfer Switch for LC4, LC1				600,000
120	1 EACH - 500 KW, 480V Genset w/ Transfer Switch for LC2				300,000
121	Genset Auto Transfer Switch for LC2				150,000
122	LC4 High Voltage Meter Cabinet				100,000
123	Agat Marina Electrical Pedestals (Dock Areas)				300,000
124	Solar/Electrical Power for Buildings (Lightings) throughout P.A.G. Compound				500,000
125	Solar Parking Lights w/ Poles throughout P.A.G. Compound & Parking Lot Areas				150,000
126					
127	-Safety				
128	Renovation: Walls, Floors, Door, Painting, Stairs				10,000
129					

**FY-2014
PROPOSED BUDGET
MID-YEAR
CAPITAL IMPROVEMENT PROJECTS**

Description	Category	Status	Federal Funding	PAG Funding
130 -EQMR				
131 COMPLETION OF MAINTENANCE DEPARTMENT MAIN OFFICE				50,000
132 EQMR Overhead Roof Cement				30,000
133 CRANE SHOP RENOVATION (Working area; lounge room; tool/parts room)				30,000
134 Paint Booth (Concrete Structured with EPA requirements and OSHA regulated specification)				100,000
135 Drum Lot- Waste Disposal Area				250,000
136 Equipment Wash Area				150,000
137 Lubricant - Area (Grease, Oil Change Area)				250,000
138 Fleet Maintenance Supervisor/Leader Breakroom-)Office				50,000
139 *Welding Shop Overhead/Roof Cement Cracking Need Repair				20,000
140 *Welding Shop Lounge Room Need Wall To Be Replaced				10,000
141 *Welding Shop Overhead Lights, With Explosion Proof Type Fixtures Replacement				40,000
142 *Welding Shop Electrical System Be Upgrade				20,000
143 Painting and Tile Replacement for Planning Office				5,000
144				
145 -Information Technology				
146 Terminal Operating System				3,000,000
147 Financial Management Upgrade				450,000
148 JDE A9.3 Implementation - modules, feature, and training				450,000
149 Generator-server room				50,000
150 Fire Supression System - server room				
151 Email Server				20,000
152 Web Server				20,000
153 Time & Attendance-software & hardware				45,000
154 Document Management System - HW, SW, Training				138,500
155				
156 -Terminal				
157 New installation and transfer of telephone and internet services from current Whse 2 location to new location.				
158 Renovation and painting of lower tower offices				
159 Painting of High tower offices				
160 Upgrading, repairing and painting of gatehouse				
161 Building of customer service counter/winder at new warehouse location				
162 Installation of shower facility for use after physical fitness workouts				
163				
164				
165	TOTAL			10,770,500

**FY-2014
PROPOSED BUDGET
MID-YEAR
EQUIPMENT**

Bus Unit	Section	Description	Amount
FUNDED			
Vehicle & Motor Equipment by Description			
		To be used to fund officials: vehicles, mules, golf carts, etc.	20,000
		TOTAL VEHICLE & MOTOR EQUIPMENT	20,000
UNFUNDED			
Communication Equipment by Description			
101	General Manager's Office	Digital Recording Device	3,000
		TOTAL COMMUNICATION EQUIPMENT	3,000
Computer Equipment by Description			
122	Port Police	Toughbook Lap Top \$4000.00 (x3)	12,000
122	Port Police	Nikon D5100 55-250MM Lens	3,000
145	Planning	Laptop w/windows 8 \$3,000 (x6)	18,000
300	Operations Manager	Laptop 2007 series w/docking station (Opns. Mgr.)	3,000
300	Operations Manager	Laptop with case (Transportation)	3,000
610	General Administration	Document Management System Implementation & Training/Server/Scanner	138,500
650	Commercial	Computers \$1,800 (x6)	10,800
670	Information Technology	Active Directory Server	20,000
670	Information Technology	DHCP Server	20,000
670	Information Technology	Website Server	20,000
670	Information Technology	Email Server	20,000
675	Controller's Office	Printer	3,500
675	Controller's Office	Personal Computer	2,000
681	Revenue Accounting	Personal Computer \$2,000 (x5)	10,000
681	Revenue Accounting	Printer	3,500
685	Expense Accounting	Personal Computer	2,000
		TOTAL COMPUTER EQUIPMENT	289,300
Office Equipment by Description			
101	General Manager's Office	Executive Chairs \$500 (x6)	3,000
145	Planning	24,000 BTU AC Condition Split Unit	5,500
423	Electrical/Refrigeration	Personnel Metal Lockers w/ Keys (4 Tier Unit) \$1,000 (x3)	3,000
630	Procurement & Supply	Office Furniture and Fixtures \$2,900 (x5)	14,500
640	Engineering/CIP	AC 9000 BTU \$800	800
640	Engineering/CIP	AC 1800 BTU	1,500
670	Information Technology	AC 3600 BTU (Server Room)	3,000
675	Controller's Office	File Cabinet	3,000
681	Revenue Accounting	Air Conditioner	3,000
685	Expense Accounting	Air Conditioner 3600 btu	2,000
		TOTAL OFFICE EQUIPMENT	39,300
Other Equipment by Description			
122	Port Police	X-Ray Machine	5,000
123	Port Police	Bio-Metric TWIC Card Scanner \$3,000 (x4)	12,000
145	Planning	Screening System	1,525,790
145	Planning	Upgrade of Emergency Back Up Generators to Support	867,141
411	Crane Maintenance Section	Water Blaster	5,000
412	Preventive Maintenance	Articulating Boom Manlift	300,000
413	Fleet Maintenance	Tire Machine W/Electronic Balancer up to 18"	10,000
423	Electrical/Refrigeration	Genie TZ50 50' Towable Boom Lift Manlift Dual Power gas/electric	60,000
		TOTAL OTHER EQUIPMENT	2,784,931
Power Tools by Description			
414	Welders	Plasma Cutting Machine	5,000
421	Building Maintenance	Drill Press	4,500
421	Building Maintenance	Graco airless line Striper, 160hp, 3300 psi	12,058
421	Building Maintenance	Table Saw 10"	7,000
421	Building Maintenance	Electric Auger 1/2"	5,625
		TOTAL POWER TOOLS	34,183

**FY-2014
PROPOSED BUDGET
MID-YEAR
EQUIPMENT**

Bus Unit	Section	Description	Amount
Shop Equipment by Description			
411	Crane Maintenance Section	240 Volts Air Compressor	7,000
412	Preventive Maintenance	Portable Compressor 375 CFM \$49K (x2)	98,000
412	Preventive Maintenance	Sandblast Kit (Portable)	60,000
412	Preventive Maintenance	Sheet Metal/Plate Bender	50,000
413	Fleet Maintenance	Hydraulic Car Lift	50,000
413	Fleet Maintenance	Hydraulic Lift for Heavy Equipment	50,000
414	Welders	375 CFM Portable Air Compressor (Trailer)	40,000
414	Welders	Portable Welding Machine With Trailer	100,000
414	Welders	TIG Welding Machine \$50K (x2)	100,000
421	Building Maintenance	Speed Rooter 92, Cat. No. PS92A Industrial Snake	4,500
421	Building Maintenance	4200psi, 13hp Waterblaster Model#TAL-4042 \$3,500 (x2)	7,000
422	Janitorial	Bushcutter (Robin) \$750 (x6)	4,500
422	Janitorial	Gas Blower	700
422	Janitorial	Chain Saw 16" in.	400
422	Janitorial	Gas Pole Saw \$800 (x2)	1,600
422	Janitorial	Custodial Utility Cart \$350 (x2)	700
423	Electrical/Refrigeration	Pipe Threaders 1/2" - 4" Threading Capability	5,000
423	Electrical/Refrigeration	Hydraulic Pipe Bender	5,000
TOTAL SHOP EQUIPMENT			584,400
Vehicle & Motor Equipment by Description			
121	Harbor Master Division	4X4 Pick-Up	35,000
145	Planning	7 Passenger Van or SUV	55,000
330	Transportation	4X2 Pick-Up \$30K (x5)	150,000
330	Transportation	4X2 Utility Pick-Up \$35K (x2)	70,000
330	Transportation	4X4 Pick-Up	35,000
330	Transportation	Sedan 4 Door	40,000
412	Preventive Maintenance	Utility Truck	50,000
413	Fleet Maintenance	Utility Truck	50,000
414	Welders	Utility Service Truck	50,000
414	Welders	5 Ton Fork Lift	50,000
421	Building Maintenance	Heavy Duty Utility Truck w/ Utility Bed, Extra cab.	30,000
423	Electrical/Refrigeration	Gas Powered Side by Side vehicle (Reefer Service)	25,000
423	Electrical/Refrigeration	Bucket Truck *Max.Outreach 100'	300,000
423	Electrical/Refrigeration	Heavy Duty Dual-Tire Utility Vehicle, Diesel Powered	55,000
423	Electrical/Refrigeration	3 Ton Towable Portable Forklift "Block Forklift"	30,000
632	Procurement & Supply	Golf Car	5,000
640	Engineering/CIP	New Engineering Service Vehicle, (4 Door Sedan)	18,000
650	Commercial	4X4 Pick-Up	50,000
TOTAL VEHICLE & MOTOR EQUIPMENT			1,098,000
GRAND TOTAL EQUIPMENT			4,853,114

**BYLAWS
PORT AUTHORITY OF GUAM**

ARTICLE I

DIRECTORS' MEETING

Section 1. Place of meeting. All meetings of the board shall be held at the office of the Authority in the territory of Guam, or at such other location as may be designated for the purpose from time to time by the board of directors.

* Section 2. Monthly meetings. The regular monthly meeting of the Port Authority Board of Directors shall be held on the fourth Thursday of each month at 2:00 p.m. If such day falls upon a legal holiday, the regular meeting shall then be held on the day called for and duly noticed by the Chairman, at which time the Board shall consider reports of the affairs of the Port Authority, and transact such other business as may properly be brought before the Board.

Section 3. Special meetings. Special meetings of the board of directors, for any purpose or purposes whatsoever, may be called at any time by the Chairman.

Section 4. Notice of meeting. Notices of meeting, regular or special, shall be given as provided in Section 14003(l) of the Government Code of Guam.

** Section 5. Quorum. Three (3) directors shall constitute a quorum of the Board and three (3) affirmative votes are required for the transaction of all business. A member who is off-island may be counted for the quorum and may vote on matters before the Board via telephone or similar device.

** Source: Board Resolution No. 08-05; Adopted December 18, 2008*

*** Source: Board Resolution No. 07-02; Adopted January 25, 2007*

BYLAWS
PORT AUTHORITY OF GUAM

ARTICLE I

DIRECTORS' MEETING

Section 1: Place of meeting:

All meetings of the board shall be held at the office of the Authority in the territory of Guam, or at such other location as may be designated for the purpose from time to time by the board of directors.

Section 2: Monthly meetings:

The regular monthly meeting of the board shall be held on the second and fourth Thursday of each month, if not a legal holiday, and, if a legal holiday, then on the next succeeding business day at the hour of 5:00 P.M., at which time the directors shall consider reports of the affairs of the Port Authority, and transact such other business as may properly be brought before the meeting.

Section 3: Special meetings:

Special meetings of the board of directors, for any purpose or purposes whatsoever, may be called at any time by the Chairman.

Section 4: Notice of meeting:

Notices of meeting, regular or special, shall be given as provided in Section 14003(1) of the Government Code of Guam.

Section 5: Quorum:

Three (3) directors shall constitute a quorum of the board and three (3) affirmative votes are required for the transaction of all business.

BYLAWS
PORT AUTHORITY OF GUAM

ARTICLE I
DIRECTORS' MEETING

Section 1: Place of meeting:

All meetings of the board shall be held at the office of the Authority in the territory of Guam, or at such other location as may be designated for that purpose from time to time by the board of directors.

Section 2: Monthly meetings:

The regular monthly meeting of the board shall be held on the second and fourth Saturday of each month, if not a legal holiday, and, if a legal holiday, then on the next succeeding business day at the hour of 9:00 a.m., at which time the directors shall consider reports of the affairs of the Port Authority, and transact such other business as may properly be brought before the meeting.

Section 3: Special meetings:

Special meetings of the board of directors, for any purpose or purposes whatsoever, may be called at any time by the Chairman.

Section 4: Notice of meeting:

Notices of meeting, regular or special, shall be given as provided in Section 14002(1) of the Government Code of Guam.

Section 5: Quorum:

Three (3) directors shall constitute a quorum of the board and three (3) affirmative votes are required for the transaction of all business.

ARTICLE II
ORDER OF BUSINESS

The order of business at such meetings shall be as follows, unless the notice of such meeting provides otherwise:

- (A) Call to order.
- (B) Announcement of quorum.
- (C) Reading, or waiver thereof, and approval of minutes of previous meeting.
- (D) Announcements.
- (E) Correspondence.
- (F) Report of Manager.
- (G) Old, or unfinished business.
- (H) New business.
- (I) Adjournment.

ARTICLE III
PROCEDURE

The precedence of, and procedure on, motions and other procedural matters at such meetings shall be governed, so far as practicable, by Robert's Rules of Order insofar as such rules are not inconsistent with law, with Public Law 13-87, with these Bylaws, or with board resolutions.

ARTICLE IV
DIRECTORS - MANAGEMENT

Section 1: Powers:

Subject to the limitation of the laws of the territory of Guam, all corporate powers shall be exercised by or under the authority of, and the

business and affairs of the Authority shall be controlled by, the board of directors.

Section 2: Number and qualification:

The authorized number of directors of the Authority shall be five (5), appointed by the Governor with the advice and consent of the Legislature.

Section 3: Tenure of office:

The directors shall serve for a term as provided in Section 14002(a) of the Government Code of Guam.

Section 4: Vacancies:

Vacancies of the board of directors shall be filled by the Governor, with the advice and consent of the Legislature, for the unexpired term.

Section 5: Removal of directors:

Any director may be removed upon charges and after hearing by the Governor.

ARTICLE V

OFFICERS

Section 1: Officers:

The officers of the Authority shall be a Chairman, a Vice-Chairman, and Secretary.

Section 2: Election:

The officers of the Authority shall be elected annually by the board of directors from among its members, and each shall hold his office until he shall resign or shall be removed or otherwise disqualified to serve, or his successor shall be elected and qualified.

Section 3: Subordinate officers, etc:

The board of directors shall appoint a Manager and fix his compensation, who shall hold office for such period as the board of directors may determine, have such authority and perform such duties as are provided in Section 14005 of the Government Code of Guam, and as the board of directors may from time to time determine.

Section 4: Chairman of the board:

The Chairman of the board shall, if present, preside at all meetings of the board of directors, and exercise and perform such other powers and duties as may be from time to time assigned to him by the board of directors.

Section 5: Vice-Chairman:

In the absence of the Chairman, the Vice-Chairman shall perform all the duties of the Chairman and when so acting shall have all the powers of, and be subject to all the restrictions upon, the Chairman. The Vice-Chairman shall have such other powers and perform such other duties as from time to time may be prescribed by the board of directors.

Section 6: Secretary:

The Secretary shall keep, or cause to be kept, a book of minutes at the principal office of all meetings of directors, with the time and place of holding, whether regular or special, the notice thereof given, the names of those present at such meetings, and the proceedings thereof. The Secretary shall forward a copy thereof to the Governor of Guam within forty-eight (48) hours following adjournment of each meeting.

The Secretary shall give, or cause to be given, notice of all the meetings of the directors, when required by law to be given, and he

shall keep the seal of the Authority in safe custody, and shall have such other powers and perform such other duties as may be prescribed by the board of directors.

ARTICLE VI

EXECUTIVE AND OTHER COMMITTEES

The board of directors may appoint an Executive Committee, and such other committees as may be necessary from time to time, consisting of such number of its members and with such powers as it may designate, consistent with Public Law 13-87. Such committees shall hold office at the pleasure of the board.

ARTICLE VII

CORPORATE RECORDS AND REPORTS - INSPECTION

Section 1: Records:

The Authority shall maintain adequate and correct accounts, books, and accounts of its business and properties. All of such books, records, and accounts shall be kept at its principal office in the territory of Guam.

Section 2: Checks, drafts, etc:

All checks, drafts, or other orders of payment of money, notes, or other evidences of indebtedness, issued in the name of or payable to the Authority, shall be signed or endorsed by such person or persons and in such manner as shall be determined from time to time by resolution of the board of directors.

Section 3: Contracts, etc:

The board of directors, except as otherwise provided in Public Law 13-87, may authorize any officer or officers, agent or agents, to enter

into any contract or execute any instrument in the name of and on behalf of the Authority. Such authority may be general or confined to specific instances. Unless so authorized by the board of directors, no officer, agent, or employee shall have any power or authority to bind the Authority by any contract or engagement, or to pledge its credit, or to render it liable for any purpose or to any amount.

Section 4: Annual report:

The directors shall cause to be sent to the Governor, within one hundred twenty (120) days after the end of each fiscal year and, if requested by the Governor, shall present special reports within thirty (30) days after the end of its intervening quarter, a balance sheet as of the closing date of such year, together with a statement of income and profit and loss for such year. These financial statements shall be certified to by the Chairman, Vice-Chairman, Secretary, or a certified public accountant.

ARTICLE VIII

CORPORATE SEAL

The corporate seal shall be circular in form, and shall have inscribed thereon the name of the Authority.

ARTICLE IX

COMPENSATION

The directors shall receive compensation at the rate of Fifty Dollars (\$50), USC, per meeting, but not to exceed One Hundred Dollars (\$100), USC, a month, and shall be reimbursed for actual travel, subsistence, and out-of-pocket expenses in the discharge of their responsibilities.

ARTICLE X

FISCAL YEAR

The fiscal year of the Authority shall begin on the first day of July and end on the last day of June in each year.

ARTICLE XI

AMENDMENTS TO BYLAWS

Section 1: Bylaws:

New bylaws may be adopted or these Bylaws may be repealed or amended at its regular monthly meeting, or at any other meeting of the directors called for that purpose.

Section 2: Record of amendments:


Whenever an amendment or new bylaw is adopted, it shall be copied in the book of Bylaws with the original Bylaws, in the appropriate place. If new bylaw is repealed, the fact of repeal with the date of the meeting at which the repeal was enacted shall be stated in said book.

KNOW ALL MEN BY THESE PRESENTS:

That we, the undersigned, being a majority of the directors of the PORT AUTHORITY OF GUAM, hereby certify that the foregoing constitutes a full, true, and correct copy of the Bylaws of said Authority.

IN WITNESS WHEREOF, we have hereunto set our hands this 24th day of September, 1977.

DIRECTORS


FRANK G. LUJAN.


FRANCISCO S. SANTOS


JESUS G. CAMACHO.

COUNTERSIGNED:

Francisco S. Santos

FRANCISCO S. SANTOS,
Secretary.



BOARD OF DIRECTORS

Resolution No. 08-05

Chairman:
Monte Mesa
Vice Chairperson:
Jovyna Lujan
Members:
Joseph Camacho
Marilou Lacson



RELATIVE TO AMENDING THE BYLAWS OF THE BOARD OF DIRECTORS OF THE PORT AUTHORITY OF GUAM TO HOLD ITS REGULAR BOARD MEETINGS ONCE A MONTH

BE IT RESOLVED BY THE BOARD OF DIRECTORS OF THE PORT AUTHORITY OF GUAM:

WHEREAS, the Bylaws of the Board of Directors of the Port Authority were first adopted on September 24, 1977 and amended on February 24, 1979; and

WHEREAS, Article XI, Section 1 of the Bylaws allows for those Bylaws to be amended or repealed, or for new Bylaws to be adopted, at any regular monthly meeting; and

WHEREAS, Article 1, Section 2 of the Bylaws indicates that the Board of Directors shall hold its regular monthly meetings on the second and fourth Thursday of each month, if not a legal holiday, and, if a legal holiday, then on the next succeeding business day at the hour of 5:00 p.m., at which time the directors shall consider reports of the affairs of the Port Authority, and transact such other business as may properly be brought before the meeting;

WHEREAS, Title 12 Guam Code Annotated, Section 10103 (c) provides that the Board of Directors shall meet in regular session at least once each month and in special sessions as often as it may deem necessary;

WHEREAS, at its regular meeting of November 20, 2008, the Board of Directors unanimously approved a motion to amend its regular meeting schedule such that its regular monthly meeting shall be held on the fourth Thursday of the month at the hour of 2:00 p.m.;

NOW THEREFORE BE IT RESOLVED, that the regular monthly meeting of the Port Authority Board of Directors shall be held on the fourth Thursday of each month at 2:00pm. If such day falls upon a legal holiday, the regular meeting shall then be held on the day called for and duly noticed by the Chairman, at which time the Board shall consider reports of the affairs of the Port Authority, and transact such other business as may properly be brought before the Board;

AND BE IT FURTHER RESOLVED, that the Chairman certify and the Secretary attest to the adoption hereof and that a copy of this resolution be attached to the Bylaws of the Port Authority of Guam Board of Directors pursuant to Article XI, Section 2 of those Bylaws.

BE IT SO RESOLVED BY THE BOARD OF DIRECTORS THIS 18TH DAY OF DECEMBER 2008.


ATTEST:



MARIA LOURDES S. LACSON
SECRETARY, BOARD OF DIRECTORS
PORT AUTHORITY OF GUAM




MONTE D. MESA
CHAIRMAN, BOARD OF DIRECTORS
PORT AUTHORITY OF GUAM



Resolution No. 07-02

BOARD OF DIRECTORS

Chairman:
Monte Mesa
Vice Chairperson:
Jovyna Lujan
Secretary:
Rosita Adkins
Members:



RELATIVE TO AMENDING THE BYLAWS OF THE BOARD OF DIRECTORS OF THE PORT AUTHORITY OF GUAM TO ALLOW PARTICIPATION BY TELECONFERENCE OR SIMILAR COMMUNICATION EQUIPMENT

BE IT RESOLVED BY THE BOARD OF DIRECTORS OF THE PORT AUTHORITY OF GUAM:

WHEREAS, the Bylaws of the Board of Directors of the Port Authority of Guam were first adopted on September 24, 1977; and

WHEREAS, Article XI, Section 1 of the Bylaws allows for those Bylaws to be amended or repealed, or new Bylaws may be adopted, at any regular monthly meeting; and

WHEREAS, during the regular meeting of November 29, 2006 the Board discussed allowing teleconferencing of members to count as a quorum, stating that technology has improved to the point where this can be possible and indicated an intent to allow this practice at future meetings; and

WHEREAS, The Board has determined that all members serving on the Board are employed with private companies, which may require them to travel off-island on a frequent basis and that in the best interest of advancing the progress of the Port, telephonic participation in meetings should be allowed; and

WHEREAS, at the regular meeting held on January 11, 2007 Board Members Monte Mesa, Landon Nadler and Jovyna Lujan voted unanimously to amend the Bylaws to allow for tele-conferencing for members, who may be off-island, to participate and be counted for a quorum during a scheduled meeting; and


WHEREAS, that motion was ratified at the Regular meeting of January 25, 2007 and was passed unanimously by Board Members Monte Mesa, Rosita Adkins and Jovyna Lujan; now therefore be it

RESOLVED, Article I, Section 5 of the Bylaws of the Board of Directors shall be amended retroactively to November 29, 2006 to read: Three (3) directors shall constitute a quorum of the Board and three (3) affirmative votes are required for the transaction of all business. A member who is off-island may be counted for the quorum and may vote on matters before the Board via telephone or similar device; and be it further


RESOLVED, that the Chairman certify to and the Secretary attest the adoption hereof and that a copy of this resolution be attached to the Bylaws of the Port Authority of Guam Board of Directors pursuant to Article XI, Section 2 of those Bylaws.

**PASSED AND ADOPTED UNANIMOUSLY BY THE BOARD OF DIRECTORS
THIS 25th DAY OF JANUARY, 2007.**

ATTEST:



ROSITA ADKINS
SECRETARY, BOARD OF DIRECTORS
PORT AUTHORITY OF GUAM



MONTE MESA
CHAIRMAN, BOARD OF DIRECTORS
PORT AUTHORITY OF GUAM






PORT OF GUAM
ATURIDATI PUETTON GUAHAN
Jose D. Leon Guerrero Commercial Port
1026 Cabras Highway, Suite 201, Piti, Guam 96925
Telephone: 671-477-5931/35 Facsimile: 671-477-2689/4445
Website: www.portguam.com



Eddie Baza Calvo
Governor of Guam
Ray Tenorio
Lieutenant Governor

April 24, 2014

The Honorable Edward J.B. Calvo
Governor
Territory of Guam
Office of the Governor
P.O. Box 2950
Hagåtña, Guam 96932



RE: Bill No. 283-32

Dear Governor Calvo,

Port Management is requesting you to veto Bill No. 283-32 “An Act to Approve and Adopt the CIP Schedule, Strategic Recommendations, and Land Use Designations in the Jose D. Leon Guerrero Commercial Port of Guam Master Plan Update 2013 Report.” It is considerably unfortunate that we are asking you to take this action, as the Port of Guam employees, and our Consultants have worked very hard over many months and invested considerable effort, in addition to the expenditure of federal grant funds, to initiate this update for the Port Master Plan that is reflective of our needs to move the Port forward.

However, after reviewing the substituted bill by Senator Tom Ada and Senator Rory Respicio, the revised bill impacts the ability of our Board and the Port to determine the priority for the expenditures of its revenue, and statutorily limits the Port’s autonomy in developing policy and directing overall capital improvements for the Port.

The Port continues to be highly proactive in addressing its capital improvement requirements, and is already prioritizing the upgrade and improvements of the Port Yard, with a combination of the Service Life Extension (SLE) for the repair of F-5 Wharf, and other wharfs, and the use of Facilities Maintenance Fund (FMF), to address upgrades and improvements in the Yard, as well as other facilities that have not been addressed in many decades.

We wish to note that a mechanism exists in the Port’s Management Contracts with the Industrial Terminal Facilities for F-1 and Golf Fuel Pier to address the process under which needed improvements can be made to these facilities, without placing any additional statutory constraints or mandates on the ability of the Port Board and Management to make these determinations. A current example is the installation of motorized operating values (MOV) at a cost of \$413,289.13 from Port funds, and the anticipated replacement this year of the Mobil operated fuel lines paid for with Port funds in the amount of \$325,000.00 and Federal Highway funds in the amount of \$2,464,042. 22.

Letter to the Honorable Edward J.B. Calvo, Governor

RE: Bill No. 283-32

April 24, 2014

Page 2 of 5

In the case of the F-1 Industrial Terminal Facility, the Port recently expended \$413,419.00 for the replacement of the catwalks, and is now funding an ongoing project for the installation of Floodlights at \$58,000.00. The initiation of this process by the Port Board and Management under its executive authority has not required nor needs legislative intervention or direction.

With regard to the recent legislative passage of Substitute Bill No. 283-32, Port management did not receive a copy of the substituted version of the bill, which contained substantive changes from the version of the bill that was presented during the Legislative Public Hearing on the Port's Master Plan held on March 13, 2014, until after close of business on Tuesday April 8, 2014. The bill was placed on session agenda Wednesday, April 9, 2014, and moved to the third reading file for voting, without any consultation with the Port. The bill was voted on by the Legislature on Tuesday, April 15, 2014 with a vote of 9 in favor and 6 in opposition, illustrating that while the substituted bill was passed, there was not overwhelming Legislative support for Substituted Bill No. 283-32.

On Thursday morning April 10, 2014, I went to the Legislature along with the Deputy GM of Operations Felix Pangelinan, Operations Manager John Santos and Chief Planner Dot Harris to see if we would have an opportunity to relay our concerns on the amended version of Bill No. 283-32. Initially we were informed by the Republican Senators that there would be an opportunity to pull the bill out of the Third Reading File for a Committee of the Whole forum to provide Port Management an opportunity to relay our concerns to the Legislature and respond to any questions they may have on the Updated Master Plan. We waited patiently at the Legislature for several hours that morning and when a motion was made by Senator Brant McCreddie to move the bill from the Third Reading File to the Committee of the Whole for further discussion, Senator Tom Ada objected to the motion.

The amended language contained in Substituted Bill 283-32 places constraints on the ability of the Board and Port to administer Port projects and fund other capital improvements projects they determine necessary. The substitute bill contains provisions which are in direct conflict with the policy and decision-making responsibility for revenue expenditures for the functions and facilities of the Port, which fall under the Duties of the Board of Directors, as per 12 GCA, Chapter 10, Sec. §10101.

The recent Legislative interference intended in Substitute Bill No. 283-32 also appears to violate the Organic Act of Guam. The Supreme Court of Guam ruled in a similar situation, "...the Legislature may not set limitations or conditions which 'purport to reserve to the legislature powers of close supervision that are essentially executive in character.' The Supreme Court warned, "...the Legislature has not articulated any 'overriding constitutional need' to usurp the Governor's powers to make required resource allocations within the executive branch." See In request of Governor Carl T.C. Gutierrez, Relative to the Organicity and Constitutionality of Public Law 26-35, 2002 Guam 1.

The Supreme Court ruled while addressing similar legislative attempts to control behavior and micromanage executive branch departments:

In the instant case, the Legislature has not merely reserved for itself the power to give “advice” on the specifics of the contract; rather, the Legislature has dictated the exact terms of the contract. [I]t is the executive’s function to determine how to execute a contract. See *id.* at 956-57. The execution of a contract necessarily includes determining the terms of the contract. By determining the terms of the lease, the Legislature has engaged in a clear executive function. See, *In Re Gutierrez*, *supra*.

The Port, without legislative direction, has been quite successful in the acquisition and proper implementation of federal grant funds to address upgrades and improvements to the Gregorio D. Perez Hagåtña Marina and the Agat Marina, that have not been addressed since these facilities were built between fifty and twenty-five years ago, respectively. The marinas serve an important role in our recreational, fishing and commercial boating community, whose members will not appreciate a mandate that devalues the need to invest and maintain the marinas.

These marinas provide safe harbor for our boaters and staging areas for first responders conducting life-saving search and rescue operations. They are a valued component of our tourism industry (boating activities have consistently received high ratings in visitor satisfaction), provide our off-shore fishermen with import substitution opportunities for the estimated \$3 million in seafood imported annually, and promote the preservation of the seafaring tradition of the Chamorro people that has existed for millennia.

Please find attached for your reference a listing of all recent grants pursued by the Port for the two marinas and the current status of these grant projects. The Port has obtained a total of \$5,804,105.05 for both marinas with an investment of only \$401,700.00 from Port funds totaling \$6,089,205.05.

The Port has also obtained federal funding in the amount of \$161,063.00 to initiate the improvements to the Harbor of Refuge, a facility that also falls under the Port’s jurisdiction. During inclement weather boat owners need to have a safer location such as the Harbor of Refuge to anchor their vessels, particularly for larger boats which are classified as “non-trailerable”, and have no other option than to anchor in a safe harbor. Also, the ability to anchor at the Harbor of Refuge during inclement weather is critical for boat owners to obtain insurance. Moreover, during inclement weather, it would be safer for boaters that are marina tenants to anchor at the Harbor of Refuge to minimize potential damage to their vessels and to docks at the two marinas. The U.S. Coast Guard has also notified the Port of its concerns on the required need to address the needed improvements to the Harbor of Refuge to ensure that the facilities are properly maintained, operational and available whenever needed.

The arbitrary language in Substitute Bill No. 283-32 would classify the marinas and the Harbor of Refuge as a lower priority for the use of Port revenues for Capital Improvements. The Port recognizes the paramount importance of its Port Cargo Terminal and Marine Industrial Terminal

Letter to the Honorable Edward J.B. Calvo, Governor

RE: Bill No. 283-32

April 24, 2014

Page 4 of 5

facilities and the revenues that it derives from these operations. After all, the men and women at the Jose D. Leon Guerrero Commercial Port work these docks every single day and understand the revenue value and significance of these facilities.

Under Section 2 a (3) of Substitute Bill No. 283-32 "Use of Port revenues for capital improvements to facilities and equipment outside of the Container and Marine Industrial Terminals (inclusive of Berth F-1 and G-Pier) shall be of lower priority subject to exceptions related to the mitigation of natural disaster and threats to public safety." This language in particular concerns the Port as it would be prevented in addressing routine maintenance of these facilities short of imminent public safety issues or a natural disaster.

The Port was tasked thirty years ago by Public Law 17-71, introduced under Bill No. 556 by Senator Edward T. Charfauros, Senator Elizabeth P. Arriola and Senator Theodore S. Nelson to transfer the island's public harbors, small boat marinas and facilities from the Department of Parks and Recreation to the Port Authority of Guam. While the facilities are under the jurisdiction of the Port, and now that the Port has taken significant steps to address the improvement and upgrades of these facilities, it would be irresponsible for the Port to now allow these facilities to once again deteriorate, short of a "natural disaster and threats to public safety."

The Port has also taken the initiative without legislative intervention to address the much needed repair of Hotel Wharf. The Port Board approved funding on September 26, 2013 in the amount of \$537,000.00 from the FMF to pay for the design work of the wharf. The Port also worked with the Office of Economic Adjustment (OEA) and Department of Interior (DOI) to utilize existing federal Funds totaling \$616,880.00 to conduct the environmental studies, permitting documentation, and the completion of 100% design work required for the wharf construction, which was expeditiously completed in February of this year. Hotel Wharf was built 69 years ago after World War II and served as an ammunition wharf for the Navy up until 1988.

The Port is currently in the process of applying for a TIGER grant to help fund the repairs and revitalization of Hotel Wharf to once again provide a 500-foot long multipurpose wharf that can accommodate berthing for commercial vessels, cruise ships, self-sustaining vessels, research vessels, break bulk vessels, bulk vessels and fishing vessels. This additional needed capacity will add to the current 2,400 feet of wharf space available in the Port Yard. In addition, once the repairs and upgrades of Hotel Wharf are completed and the wharf is certified as operational by the U.S. Coast Guard, Port operations will benefit from eliminating conflicting uses of wharves F-3 through F-6 from non-cargo related vessel berthing.

The repair of Hotel Wharf is also critical in assisting the Port of Guam as the 16th Designated Strategic Port of the United States to provide at the immediate request of the Department of Defense (DOD) a 1000 feet of its dock space. This additional capacity will allow the Port to meet this requirement and still provide much needed dock space for commercial vessels servicing our businesses and island community. Hotel Wharf is now "shovel ready" and construction repairs can commence as soon as additional funding is identified.

Letter to the Honorable Edward J.B. Calvo, Governor

RE: Bill No. 283-32

April 24, 2014

Page 5 of 5

The "Jose D. Leon Guerrero Master Plan Report" was developed with input from all stakeholders, to include the Port Users Group, the Legislature, and the Office of the Governor, to ensure a balanced and harmonized plan that represents the short term and long range needs of our users and community. Note, also, that the Port's Master Plan was submitted to the Legislature after the Bureau of Statistics and Plans (BSP) conducted a public hearing for the plan on December 23, 2013, in compliance with the provisions of 5 GCA, Chapter 1, §1206. Plan Adoption. BSP additionally sought input from Government of Guam regulatory agencies involved in the Federal Consistency Review process, to include the Guam Environmental Protection Agency, the Department of Public Works, the Department of Land Management, and the Division of Aquatic and Wildlife Resources. The master plan report has also been approved by Rear Admiral T.D. Payne, Commander, Joint Region Marianas, on behalf of the Secretary of the Navy, in compliance with Quitclaim Deed N6742-93-RP-00079 on January 21, 2014.

The Jose D. Leon Guerrero Port of Guam is currently undertaking the most significant level of construction and upgrades to its facilities since the Port was constructed by the U.S. Navy almost fifty years ago. With the implementation of the \$50 million from DOD under the administration of the Maritime Administration in coordination with the Port, and an additional \$7,110,933.31 in Maritime and Port Security Enhancements, in addition to Port funded projects in the amount of \$1,164,441.43 for a total of \$8,275,374.74 to the projects already listed. The Port of Guam continues to effectively execute all of these projects within the same Yard footprint while simultaneously unloading, loading, storing and moving cargo uninterrupted out to our island community and to the Micronesian region. This indeed is quite an accomplishment and a testament to the capabilities of the hardworking men and women of the Port Authority of Guam.

While there are several other compelling reasons which lend themselves in support of a veto of Substituted Bill No. 283-32, I have outlined on behalf of Port management the most significant consequences of the proposed measure.

Again, we request your consideration to veto Substitute Bill No. 283-32, and look forward to the opportunity to further speak with you on this matter.

Sincerely,


JOANNE M.S. BROWN
General Manager

Attachments

cc: Port Board of Directors
Port Users Group Guam

**PORT AUTHORITY OF GUAM
CAPITAL IMPROVEMENT PROJECTS**

The following Port projects are either completed, currently ongoing, or in the planning and design stages. Please note that they are not in any order of priority.

FEDERALLY FUNDED PROJECTS

Description	Status	Funding Source	Amount
Container Yard Lighting Replacement	Completed	DHS/PSGP	\$ 834,016.00
Comprehensive Port Wide CCTV System	5/1/2014	DHS/PSGP	\$ 556,326.69
Port Command Center	5/1/2014	DHS/PSGP	\$ 910,593.50
Deployment of Access Control/Standardized Credentialing System & Acquisition of TWIC Readers	5/1/2014	DHS/PSGP	\$ 622,811.62
Communication Duct Bank Work	5/1/2014	DHS/PSGP	\$ 600,832.50
Command & Control Integration System	5/1/2014	DHS/PSGP	\$ 2,257,500.00
Acquisition of Emergency Backup Generators	Ongoing/In-Progress	DHS/PSGP	\$ 867,141.00
CMU Wall & Heavy Duty Chain Link Security Fencing	Ongoing/In-Progress	DHS/PSGP	\$ 461,712.00
Total Federally Funded Projects:			\$ 7,110,933.31

PORT FUNDED PROJECTS

Description	Status	Funding Source	Amount
Warehouse 1, Demolition of CMU Wall & Concrete Column Repair	Completed	PAG	\$ 75,000.00
Secondary Feeder Lines Installation in LC-4	Completed	PAG	\$ 78,000.00
Administration Bldg. Asbestos Tile Removal in 1st & 2nd Floor	Completed	PAG	\$ 33,327.30
Retiling of Administration Bldg. 1st & 2nd Floor	Completed	PAG	\$ 38,701.09
Concrete Pole Lighting Upgrade for F5 - F6	Ongoing/In-Progress	PAG	\$ 231,680.00
Administration Bldg. Men's 1st Floor Restroom Upgrade	Ongoing/In-Progress	PAG	\$ 15,000.00
Container Yard Striping Project - Phase I	Ongoing/In-Progress	PAG	\$ 73,000.00
Lower Tower Bldg. Renovation	Ongoing/In-Progress	PAG	\$ 120,000.00
High Tower Bldg. Renovation	Ongoing/In-Progress	PAG	\$ 25,000.00
CFS Bldg. Roof Leaks & Spalls Repair	Ongoing/In-Progress	PAG	\$ 220,000.00
A/E Design Consultant Services	Ongoing/In-Progress	PAG	\$ 182,000.00
Feeder Lines to LC3	Ongoing/In-Progress	PAG	\$ 57,733.04
Repair of Mooring Bollard @ STA. 23+30	Ongoing/In-Progress	PAG	\$ 15,000.00
Total Federally Funded Projects:			\$ 1,164,441.43
Grand Total Federal / Port Funded Projects			\$ 8,275,374.74

MARINAS

ITEM	PROJECT NAME	Federal or Local Agency	STATUS	Award Amount
1	Gregorio D. Perez Marina A/E Design & Environmental Studies - FY2006	Department of Interior Office of Insular Affairs (DOI OIA)	100% Completed	\$ 284,000.00
2	Gregorio D. Perez Marina - Phase I Renovation & Site Improvements - FY2007	Department of Interior Office of Insular Affairs (DOI OIA)	100% Completed	\$ 1,516,000.00
3	Gregorio D. Perez Marina - Phase II Renovation & Site Improvements - FY2011	Department of Interior Office of Insular Affairs (DOI OIA)	100% Completed	\$ 440,000.00
4	Gregorio D. Perez Marina Actual Renovation & Site Improvements - Phase II - FY2012	Department of Interior Office of Insular Affairs (DOI OIA)	100% Completed	\$ 1,560,515.05
5	Repair Dock A, Dock B, Pilings, Water blasting - GDP Marina - FY2013	Federal Assistance Boating Access Funds - Department of Agriculture	100% Completed	\$ 744,106.00
6	Analysis & Development of Management Regime for Small Boat Marinas	United States Department of Agriculture Rural Business Enterprise Grant (RBEG) Program	100% Completed	\$ 50,000.00
7	Agat Marina "Dock A" Repairs	NOAA Commission on Fisheries	Project on-going - Awaiting arrival of Docking System	\$ 250,000.00
8	Agat Marina "Docks C & D" Repairs	Department of Interior Office of Insular Affairs (DOI OIA)	On-going Procurement Process	\$ 939,484.00
9	Agat Small Boat Marina 1) Fish Utility Boom	USWFA/Sports Fish Restoration/DofAg DAWR	Pending Grant Extension from DofAg	\$ 20,000.00
	SUB TOTAL - Federal Funding			\$ 5,804,105.05

10	Agat Marina "Dock A" Repairs	PAG Share	Port on-going - Awaiting arrival of Docking System	\$ 282,100.00
11	Gregorio D. Perez Marina	PAG Funded	100% Completed	\$ 119,600.00
	SUB TOTAL - Local Funding			\$ 401,700.00

SUB TOTAL - Federal Funding \$ **5,804,105.05**
SUB TOTAL - Local Funding \$ **401,700.00**
GRAND TOTAL FOR MARINAS: \$ **6,205,805.05**

HARBOR OF REFUGE

ITEM	PROJECT NAME	Federal or Local Agency	STATUS	Award Amount
1	Harbor of Refuge: Anchorage & Moorage Repair A/E Design & Environmental Study - FY2014	Boating Infrastructure Grant (BIG) Tier I	Pending Work Order Request & MOU from DofAg	\$ 100,000.00
2	Renovations of pump-outs at Marinas - FY2014	Clean Vessel Act	Pending Work Order Request & MOU from DofAg	\$ 61,063.00

GRAND TOTAL FOR HARBOR OF REFUGE \$ **161,063.00**

I MINA'TRENTAI DOS NA LIHESLATURAN GUÁHAN
2014 (SECOND) Regular Session


CERTIFICATION OF PASSAGE OF AN ACT TO I MAGA'LAHEN GUÁHAN

This is to certify that Substitute Bill No. 283-32 (COR), "AN ACT TO APPROVE AND ADOPT THE CAPITAL IMPROVEMENT PROJECTS (CIP) SCHEDULE, STRATEGIC RECOMMENDATIONS, AND LAND USE DESIGNATIONS IN THE JOSE D. LEON GUERRERO COMMERCIAL PORT OF GUAM MASTER PLAN UPDATE 2013 REPORT," was on the 15th day of April, 2014, duly and regularly passed.



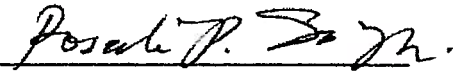
Judith T. Won Pat, Ed.D.
Speaker

Attested



Tina Rose Muña Barnes
Legislative Secretary

This Act was received by *I Maga'lahen Guáhan* this 16 day of April,
2014, at 1:10 o'clock P.M.



Assistant Staff Officer
Maga'lahi's Office

APPROVED:

EDWARD J.B. CALVO
I Maga'lahen Guáhan

Date: _____

Public Law No. _____

I MINA'TRENTAI DOS NA LIHESLATURAN GUÅHAN
2014 (SECOND) Regular Session

FILE

Bill No. 283-32 (COR)

As substituted by the Author.

Introduced by:

T. C. Ada
R. J. Respicio
V. Anthony Ada
FRANK B. AGUON, JR.
B. J.F. Cruz
Chris M. Dueñas
Michael T. Limtiaco
Brant T. McCreddie
Tommy Morrison
T. R. Muña Barnes
Vicente (ben) C. Pangelinan
Dennis G. Rodriguez, Jr.
Michael F. Q. San Nicolas
Judith T. Won Pat, Ed.D.
Aline A. Yamashita, Ph.D.

**AN ACT TO APPROVE AND ADOPT THE CAPITAL
IMPROVEMENT PROJECTS (CIP) SCHEDULE,
STRATEGIC RECOMMENDATIONS, AND LAND USE
DESIGNATIONS IN THE JOSE D. LEON GUERRERO
COMMERCIAL PORT OF GUAM MASTER PLAN
UPDATE 2013 REPORT.**

1 **BE IT ENACTED BY THE PEOPLE OF GUAM:**

2 **Section 1. Legislative Findings and Intent.** *I Liheslaturan Guåhan* finds
3 that the Jose D. Leon Guerrero Commercial Port of Guam (Port) is an essential
4 asset facilitating the flow of goods into Guam's economy. More specifically,
5 approximately ninety percent (90%) of all commodities consumed on Guam are

1 brought in via ocean carriers, and processed through the Port. It is imperative that
2 the Port be capable of effectively receiving containerized, break-bulk, and bulk
3 petroleum cargo, and efficiently processing through put into the community to
4 fulfill consumer demands.

5 *I Liheslatura* finds that one hundred percent (100%) of the fuels used for
6 Guam's land, air, and sea transportation must be imported and received at the
7 Port's Berth F-1 and G-Pier. It is, therefore, imperative that these facilities, and
8 others that contribute to receiving the island's liquid fuel supply, be kept in a state
9 of good repair.

10 *I Liheslatura* finds that in order to ensure the operational efficiency and
11 effectiveness of the Port, it is essential that effective maintenance and repair
12 programs for equipment and facilities are in place, with such programs being
13 structured, providing training for its workforce, being adequately funded, and
14 implementing industry best practices.

15 *I Liheslatura* finds that the development of a Master Plan, and periodic
16 updates thereto, are necessary to provide the vision, guidance, and the basis for
17 aligning and sustaining Port services and capacity with the needs of Guam. The
18 Port last updated its Master Plan in 2007 (MPU 2007), which was approved and
19 adopted by P.L. 29-125. The MPU 2007 was premised on the assumption of a large
20 scale military buildup on Guam. Plans have since shifted and a smaller scale
21 buildup is now envisioned by DoD.

22 *I Liheslatura* finds the Port's Master Plan Update 2013 Report (MPU 2013)
23 reasonably projects cargo handling demand at the Port under three possible growth
24 scenarios – Organic, Medium, and High. The Organic growth scenario, or low
25 growth, is based on Guam's historical population growth and assumes no military
26 buildup. The Medium growth scenario assumes smaller scale military buildup
27 aligned with current military projections and taking place during the period 2016

1 through 2020; and the High growth scenario assumes a full-scale military buildup
2 that, while now viewed as unlikely, is still theoretically possible pending
3 unforeseen developments within the Pacific region. *I Liheslatura* further finds that
4 the MPU 2013 Report adequately outlines facility improvement and sustainability
5 measures needed to prepare for the range of cargo volumes and growth in each of
6 the identified scenarios.

7 *I Liheslatura* finds that the MPU 2013 categorizes and prioritizes Capital
8 Improvement Projects (CIP) into three (3) categories: (a) Port Modernization
9 Program Projects, (b) Identified Sustainability Projects, and (c) To-Be-Scheduled
10 and Developed Sustainability Projects.

11 *I Liheslatura* further finds that the availability of developable land
12 immediately adjacent to deep navigable waters for oceangoing vessels for the
13 movement of future cargo and waterborne transportation not supported by the
14 existing terminals is critical. Successful ports identify and reserve such land areas
15 with access to navigable waters for uses that are critically dependent on access to
16 deep draft navigation in order to serve the future needs of the community.

17 **Section 2.** Approval and Adoption of Capital Improvement Projects
18 Schedule, Strategic Recommendations, and Commercial Port and Vicinity Land
19 Use Designation.

20 (a) The Jose D. Leon Guerrero Commercial Port of Guam Master
21 Plan Update 2013 Report (MPU 2013) Capital Improvement Projects (CIP)
22 Schedule (Table 5-1: CIP Schedule, page 5-10 of the MPU 2013) is
23 approved with the following amendments:

24 (1) The state of repair of Berths F-1 and G-Pier *shall* be
25 addressed and elevated in priority as projects are developed and
26 included in the *Sustainability Category* of the Capital Improvement
27 Projects Schedule.

1 (2) Use of Port revenues for overall capital improvements
2 *shall* be prioritized for Port Cargo Terminal and Marine Industrial
3 Terminal facilities listed in the CIP Schedule. More specifically, a
4 higher priority *shall* be given to projects that contribute to improved
5 or sustainable handling of container, break bulk, bulk and liquid fuel
6 cargos.

7 (3) Use of Port revenues for capital improvements to
8 facilities and equipment outside of the Container and the Marine
9 Industrial Terminals (inclusive of Berth F-1 and G-Pier) *shall* be of
10 lower priority subject to exceptions related to the mitigation of natural
11 disaster and threats to public safety. Routine CIP investments for
12 these facilities should explore private and tenant investment, in
13 combination with federal grants and matching (less than 50%) Port
14 funds, as may be applicable.

15 (4) Port investments and the supporting tariff adjustments
16 related to this approved CIP Schedule are subject to Public Utilities
17 Commission approval, continuous Port monitoring and control of
18 operational revenues and expenses, and future adjustment of the
19 Legislatively approved debt-ceiling when necessary or applicable.

20 (b) The *Strategic Recommendations* (pages ES15-17 of the Jose D.
21 Leon Guerrero Commercial Port of Guam MPU 2013) provided for the
22 Port's consideration and representing a strategy for successfully completing
23 the Port Modernization Program and maintaining a sustainable Port are
24 hereby adopted.

25 (c) The *Commercial Port and Vicinity Land Use Designation*
26 (Figure 2-3, Page 2-10, Jose D. Leon Guerrero Commercial Port of Guam
27 MPU 2013) is hereby approved and adopted.

1 **Section 3. Reporting Requirements.** During the two years following
2 enactment of this Act, the Port *shall* submit, semi-annually, a status report on the
3 progress of the CIP Schedule (Table 5-1: CIP Schedule, page 5-10 of the MPU
4 2013) and the Strategic Recommendations (pages ES15-17 of the MPU 2013).
5 Thereafter, a status report on the same *shall* be submitted annually to *I Liheslatura*
6 (the Legislature) at the end of each fiscal year.

7 **Section 4. MPU 2013 Report Supersedes and Complements.** The MPU
8 2013 supersedes and complements the previously approved MPU 2007 Report. As
9 such, it supports facility improvement projects thus far accomplished, or currently
10 underway, and the land use designations; and adds an emphasis on Port attention to
11 sustainability projects and financial self-sufficiency, all of which *I Liheslatura*
12 hereby endorses.

13 **Section 5. Severability.** *If* any provision of this Law or its application to
14 any person or circumstance is found to be invalid or contrary to law, such
15 invalidity *shall not* affect other provisions or applications of this Law which can be
16 given effect without the invalid provisions or application, and to this end the
17 provisions of this Law are severable.



PORT OF GUAM
ATURIDAT / PUETTON GUAHAN
Jose D. Leon Guerrero Commercial Port
1026 Cabras Highway, Suite 201, Piti, Guam 96925
Telephone: 671-477-5931/35 Facsimile: 671-477-2689/4445
Website: www.portguam.com



Eddie Baza Calvo
Governor of Guam
Ray Tenorio
Lieutenant Governor

April 22, 2014

MEMORANDUM

TO: Board of Directors
FROM: General Manager
SUBJECT: Travel Authorization Request
: Improvise Explosive Device Course

Throughout the calendar year New Mexico Tech offers various trainings that are federally funded, recognized by the Department of Homeland Security and Guam Homeland Security.

The following employees have been identified under the Port ICS 207 structure to attend the Improvise Explosive Device Course. This is a train-the-trainer course which certifies the participant on how to facilitate awareness measures.

It is therefore being requested that authorization be granted for the following:

Purpose: Improvise Explosive Device Course
Travel Date: May 5-8, 2014
Destination: New Mexico
Participants: Annette Mafnas, General Administration
Frances Aguon, Port Police
Travel Cost: 100% federally funded. No cost to the Port.

I am available should you have any questions.


JOANNE M.S. BROWN