



PORT OF GUAM
ATURIDATI P UETTON GUAHAN
Jose D. Leon Guerrero Commercial Port
1026 Cabras Highway, Suite 201, Piti, Guam 96925
Telephone: 671-477-5931/35 Facsimile: 671-477-2689/4445
Website: www.portguam.com



Eddie Baza Calvo
Governor of Guam
Ray Tenorio
Lieutenant Governor

REGULAR MEETING OF THE BOARD OF DIRECTORS
Jose D. Leon Guerrero Port Authority of Guam
Thursday, March 27, 2014
11:45am

AGENDA

- I. CALL TO ORDER
- II. APPROVAL OF MINUTES
 - a. February 17, 2014 – Regular Board Meeting
 - b. February 26, 2014 – Special Board Meeting
- III. PUBLIC COMMENT:
 - a. Public Comments
 - b. Employee Comments
 - c. PAGGMA Association
- IV. GENERAL MANAGERS REPORT
- V. OLD BUSINESS
 - a. GEDA Loan Status
 - b. Port Modernization Program – Implementation Plan
 - c. Emergency Generator
 - d. Mobile X-Ray Screening Machine
 - e. Rubber Tired Gantry
 - f. PAG-CIP-013-001 Motor Operated Valve-Golf Pier Fuel Pipelines
- VI. NEW BUSINESS
 1. Ratification of Deputy General Manager (Operations)
 2. GSA Vehicles Procurement
 3. Terminal Operating System Implementation Program
 4. Mobil – Golf Pier maintenance fee claim
 5. Board Resolution No. 2014-03 – Facility User Fees
 6. Board Resolution No. 2014-04 – Open Space Escalation Fee
 7. Board Resolution No. 2014-05 – F1 Management and Operations
 8. Board Resolution No. 2014-06 – Performance Management Contract
 9. Travel Authorization:
 - a. Department of Homeland Security, FEMA, Emergency Management Institute – IEMC All Hazards Preparedness and Response Training, April 21-24, 2014, Emmitsburg, Maryland
 - b. 2014 Annual Homeland Security National Conference, Philadelphia, PA, May 20-22, 2014
- VII. EXECUTIVE SESSION
 - a. Open Legal Issues
 - b. Personnel Matters
- VIII. ADJOURNMENT



PORT OF GUAM
ATURIDAT I PUETTON GUAHAN
Jose D. Leon Guerrero Commercial Port
1026 Cabras Highway, Suite 201, Piti, Guam 96925
Telephone: 671-477-5931/35 Facsimile: 671-477-2689/4445
Website: www.portguam.com



Eddie Baza Calvo
Governor of Guam
Ray Tenorio
Lieutenant Governor

**MINUTES OF THE
REGULAR MEETING OF THE BOARD OF DIRECTORS
Monday, February 17, 2014**

I. CALL TO ORDER

There being a quorum, the regular meeting of the Board of Directors was called to order at 11:35 a.m., Monday, February 17, 2014. Present at the meeting were:

Francisco Santos, Chairman
Christine Baleto, Vice Chairperson
Shelly Gibson, Board Secretary
Timothy Kernaghan, Member
Joanne M.S. Brown, General Manager
Maria D.R. Taitano, Deputy General Manager (Admin/Finance)
Felix R. Pangelinan, Harbor Master
Atty. Michael Phillips, Legal Counsel

Also present were Office of Senator Tom Ada-William Brennan; Agility-John Dennett; Law office of Phillips & Bordallo-John Bell; PHRS-Grace Donaldson; Cementon Micronesia-John Perez; Marianas Variety-Jasmine Stole; Pacific News Center-Roselle Romanes; Deloitte & Touche-Lee Vensel; Office of Public Auditor-Rachel Field, Ashley Gaerlan and Port Management staff.

The Vice Chairperson made motion to approve the agenda of February 17, 2014 regular Board meeting, seconded by Ms. Gibson. Motion was unanimously approved.

III. APPROVAL OF MINUTES

- a. **December 2, 2013 – Regular Board Meeting**
- b. **January 3, 2014 – Special Board Meeting**

The Vice Chairperson made motion to approve the minutes of December 2, 2013 and January 3, 2014 subject to correction. The motion was seconded by Ms. Gibson and was unanimously passed.

IV. PUBLIC COMMENT

- a. **Public Comment:** None.
- b. **Employee Comment:** None.

c. **PAGGMA Association:** Mr. John B. Santos announced that the PAGGMA association held its election of officers and has been voted as the Vice President and Mr. Raymond B. Santos as the President.

II. ELECTION OF OFFICERS

At this time, the Vice Chairperson pointed out that the item on the agenda, II. Election of Officers has yet to be addressed. The General Manager said the election of officers is an annual requirement for the Board to reaffirm its officers. She mentioned that the position of chairman has been addressed at the previous meeting.

Mr. Kernaghan made motion to retain Mrs. Christine Baletto as Vice Chairperson and retain Ms. Mary Michelle Gibson as the Board Secretary of the Port Authority of Guam Board of Directors, seconded by Ms. Gibson. Motion was unanimously approved.

V. GENERAL MANAGER'S REPORT

The General Manager's report was provided for Board's information. Following key items were reported as follows:

1. **Generator Procurement:** As reported in previous meetings on Port's attempt to acquire backup generators, on January 13, 2014 Governor Eddie Calvo signed Executive Order No. 2014-01 that authorizes an emergency procurement to the Port's General Manager, directly or by designee to procure any backup generator or generators necessary to provide an uninterrupted power supply to sustain the Administration/Port Police or other PAG facilities the General Manager determines to be inadequately backed up by generator power. Furthermore, to procure any goods, supplies or services necessary to maintain, refurbish, or install any new or existing PAG backup generators. On February 3, 2014, Port Legal Counsel was informed by Deputy Attorney General Patrick Mason that the Port must enlist the Chief Procurement Officer, General Services Agency (GSA) to make the emergency procurement of the backup generators for the Port and that such procurement could not be undertaken without GSA. The Port and its counsel determined that while not in agreement with such an interpretation, that in order to facilitate the procurement of the generators and avoid any further delays, the Port moved forward in working with GSA. In a meeting held February 6, 2014, GSA had advised the Port that the procurement of the generators can be done well within a four day period, at which time the Port provided GSA the procurement files and other relevant documents. Then on February 12, 2014, GSA contacted the Port to relay that the procurement could not be completed within the emergency procurement timeline of 30 days that was set to expire on February 13, 2014 and that GSA would need three weeks to address the procurement of the generators. As a result of these developments, a new bid notice was published on February 14, 2014.

The General Manager emphasized that the acquisition of backup generators are very critical as the Port on a weekend of February 15, 2014 experienced power failure as the underground power line supplying the Port with island power went down that morning due to a burnt line and was restored later in the afternoon. The impact during that period was resorting to

servicing a vessel on manual mode. On a similar matter, the underground power line leading to LC-3 that feeds the CFS Building and High Tower had low readings. Based on an inspection, it was determined that the electrical line had burned and required replacement of four electrical lines at 850 feet each. A request to repair this power source will be made later on the agenda.

2. **Amendment to Task Orders 12, 28 and 35:** As directed at the previous meeting, Port management was tasked to address the remainder of the Office of Economic Adjustment grant funds and remaining task orders to fulfill the Port's projects and rate petitions before the Public Utilities Commission. As such, the management team along with Port counsel worked in coordination with Parsons Brinckerhoff (PB) representative to address the needed task order amendments. As a result, the following task orders were executed: Task Order 12 Port Capacity Building, Amendment 1; Task Order 28 Project Management, Amendment 15; and Task Order 35 OAE Support Services, Amendment 6. Although the amendments will allow PB to work with the Port through December 2014, management will bring this matter back to the Board for funding approval of the Port's share for the remaining three months as the budgeted amount at this time only allows for services up to September 2014.

3. **Public Hearing on Port Authority of Guam Master Plan Update 2013:** A public hearing was held by the Bureau of Statistics & Plans on December 23, 2013 at the Port Training Room on the Port's Master Plan Update 2013 report. Public comment deadline was on January 10, 2014 that was compiled by BSP and had forwarded its recommendations to the Governor for approval. The Port is hopeful that sometime this week the Governor will forward the plan to the Legislature for action.

4. **Reports to the Public Utilities Commission (PUC):** On January 30, 2014, the PUC held its meeting that included the following Port items:

Interim Rate Petition:

- PUC authorized the Port's interim rate petition.
- May 15, 2014 - the Port is required to file its 5 year rate plan. During discussions on this matter, PUC was of the position that the Port's request for a 5.65% increase was not adequate to address the intended expenses of the Port and was advised to incorporate its request in the 5 year rate plan.
- June 1, 2014 – the Port is to provide a report detailing the impact of loss transshipment revenue to include a plan for the replacement of such revenue or reduction of Port's expenses.

Service Life Extension:

- The PUC Administrative Law Judge (ALJ) recommended PUC to authorize the terms and conditions of the \$10M Bank of Guam commercial loan.
- During the PUC meeting, the remaining legislation had yet to be adopted by the legislature relative to the Bank of Guam's issue on sovereign immunity. The PUC then approved the SLE loan on the condition that the Port submits the adopted legislation.

- Bill No. 252-32 was adopted by the legislature and signed into Public Law No. 32-107 on February 4, 2014.

The General Manager said the Board will be notified once the documents are in place and SLE loan funds are transferred to the Port.

Port Legal Services Contract:

- PUC approved the Port's legal services contract.
- The ALJ found that the contract for legal services with its cost, terms and conditions are reasonable and necessary in order for the Port to successfully operate.
- March 1, 2014 - PUC ordered the Port to file a cost estimate for the final term of the contract if the two parties determined to renew the legal contract for another term.

5. **FY2014 Mid-Year Budget:** The Finance division will commence discussions with Port divisions by the end of February 2014 on their departmental budget. A preliminary draft of the budget is anticipated by second week of March 2014 and hopefully be presented to the Board for consideration at its next meeting.

6. **Hazards Specific Annexes:** The Port currently has a Basic Plan for the Port Hazard Emergency Response Plan (PAGHERP) which serves as a guide to the Port's preparedness, response and recovery efforts to potential man-made and natural incidents. In addition to the Basic Plan, there are several specific Hazard Annexes that are part of the PAGHERP which includes: Active Shooter, Bomb Threat, Civil Disturbance, Earthquake, Evacuation, Fire, HazMat/CBRNE, Terrorist/Military Attack, Tsunami and Typhoon.

7. **Hotel Wharf:** On February 11, 2014, the Port received the 100% design for the repair and renovation of Hotel Wharf. The Port plans to apply for TIGER grant to support the funding cost of the repair work to Hotel Wharf. A key provision of the TIGER grant is for a project to be 'shovel ready' which Hotel Wharf now qualifies under that category.

8. **Survey of Gantry 2 and RTGs:** Continued follow ups have been made with the General Services Agency (GSA) as to the status of the removal of Rubber Tired Gantry (RTG), Gantry 2, the barge at F-6 and other miscellaneous yard equipment. With the anticipated construction this year for the expanded yard, the removal of the two RTG's is necessary as the surveyed equipment is located on the construction footprint.

9. **Claims for Damage to Dock-side F-3 and F-6:** Letters of notification were issued to three companies for damage claims to Port wharves. Once the Port completes the repair estimates, further notice will be provided. The three companies include:

- i. Ambyth Shipping – for damages to F-3 dock that occurred on October 11, 2013 from the GB Atlantic Vessel.

- ii. Consolidate Transportation Services – for damages to F-6 dock that occurred on October 14, 2013 from MELL Stanford Vessel.
- iii. Marianas Steamship – for damages to F-5 dock that occurred on October 12, 2013 from the S-2007 Vessel.

10. **Ribbon-Cutting Ceremony – Container Freight Station (CFS):** A ribbon-cutting ceremony for the completion of CFS is scheduled on February 18, 2014 at 10:30 a.m. This event will complete Phase I of the Guam Commercial Improvement Program.

11. **Agana and Agat Marinas:** On December 2013 and January 2014 there were unfortunately two fatalities that occurred at the marinas where boats had capsized. The National Weather Service (NWS) issued High Surf and Small Craft Advisories during this period. In an effort to aid NWS, the Port issued a press release to the public urging all residents to observe and comply with NWS advisories. In furtherance to marina public safety, the Port also coordinated with Guam Visitors Bureau, National Oceanic and Atmospheric Administration (NOAA), U.S. Coast Guard and the Guam Police Department seeking their assistance to conduct a public outreach on boating safety.

At this time and without objections, the Board members entertained item 3. **Fiscal Year 2013 Audit** under new business.

3. **Fiscal Year 2013 Audit:** Mr. Lee Vensel, Deloitte & Touche said the Port Authority's financial audit for the year ending September 30, 2013 is completed with an *unqualified opinion*, which is positive. He briefly presented the following:

Statement of Net Positions

- Current assets up by about \$4M of receivables.
- Total assets up by \$13M which stems mostly from the acquisition of the gantry cranes.
- Liabilities up by \$13M largely due to gantry crane(s) notes payable.

Statements of Revenues, Expenses and Changes in Net Position

- Revenue is up \$6M due to the crane surcharge charges.
- Expenses are up \$6M
- Earnings from operations - \$1.2M
- Total nonoperating (expenses), net - (\$5.9M)
- U.S. Government grants - \$4.7M
- Net position at end of year - \$100K increase from last year

With respect to the crane surcharge charges, the Vice Chairperson wondered whether the crane surcharge should be stated separately on the financials because if it is segregated by the Public Utilities Commission wouldn't the Port have to report it separately, plus this would then render a true comparison of revenues the Port is generating. Mr. Vensel mentioned that it may not be necessary on the balance sheet and is not a Generally Accepted Accounting Principle (GAAP) requirement; but certainly can be presented in that form if it is the direction of the Port.

Statements of Cash Flow

- Operating activities generated about \$3.4M
- Used in capital and related financing activities about \$3.2M
- Cash and cash equivalents at end of year - \$400K increase from last year

New Accounting Standards

GASB – Governmental Accounting Standards Board

GASB Statement No. 68 – *Accounting and Financial Reporting for Pensions*

Mr. Vensel pointed out that there is a new accounting standard – GASB Statement No. 68 that the Port would need to implement in Fiscal Year 2015 and anticipates this to have a negative impact on the Port's financial statements. He mentioned that the government of Guam has probably over a billion dollars of unfunded pension plan and none is reflected on the Port's financial statements. Mr. Vensel said the GASB Statement No. 68 will require the Port to recognize its portion of those liabilities. He mentioned should the Port pursue any loans, it may want to consider what the impact and negative effects will be on debt-to-equity ratios with respect to this standard. Mr. Vensel said in an anticipation of this liability, he recommended for the Port to commence discussions with Retirement Fund as they engage the actuary to determine this unfunded liability which will assist the Port in identifying the numbers.

With respect to the Management letter, Mr. Vensel said there are no findings on the compliance; however there are a couple of carryover findings from 2011 and suggested for the Port to request a letter from the federal agency that would help clear the Port. He pointed out that there are significant findings in the information technology and due to the nature of these deficiencies is not for public exposure. Mr. Vensel said in terms of the financial statements, the Port may want to consider itemizing the port modernization projects which will help to track specifics and expenditure details of those projects. Otherwise, the Port Authority of Guam's audit for fiscal year 2013 is a *clean* audit.

Before approval of the audit, the Vice Chairperson asked that she have an opportunity to further review the Management letter for any comments or concerns in executive session because the deficiencies identified would compromise the security and is not for public disclosure. Legal Counsel indicated that if the matter involves security issues of the Port then it would be allowed for executive session discussion.

VI. OLD BUSINESS

a. **Cementon Micronesia:** The General Manager said Cementon Micronesia received their first shipment of cement last month. At this time, and without objections, Mr. John Perez, Cementon Micronesia was recognized and was allowed to address the Board. Mr. Perez thanked the Board and Port management team for their support and effort in bringing in the first shipment of cement onto the Cementon Micronesia facility. Everyone present congratulated Cementon Micronesia.

b. **GEDA Loan Status:** (Item addressed under General Manager's report.)

- c. **Port Modernization Program – Implementation Plan:** (Item addressed under General Manager’s report as it relates to the Master Plan Update 2013.)
- d. **Workers Compensation Insurance – Legislation:** No new developments.
- e. **PB Contract:** (Item addressed under General Manager’s report.)
- f. **Property Leasing/Development: Facility User Fees:** By way of background, this matter was brought before the Board back in October 2013 where management proposed a new fee structure for certain water and landside activities conducted on port property. Specifically, a vendor fee for all non-tenant dive operators at Outhouse Beach and facility use fees for the Family and Port Beach facilities. Mrs. Maria D.R. Taitano, Deputy General Manager (Admin/Finance) mentioned that the Port allows recreational activities of the Family and Port Beach areas and requested for Board adoption of the vendor fees as presented for non-tenants use of port areas. The General Manager added that currently the Port has dive companies that pay rent for their operation and the challenge being faced with are from non-tenants of the Port using port facilities for the same purpose. She said the purpose is to standardize a fee because it is creating a conflict with the diving companies that are under Port leasehold. Mr. Kernaghan asked that if a snorkeler/diver is to use port facilities for recreational purposes would the \$10.00 fee bi-annually still apply as indicated on the proposed fee structure. Mr. Felix R. Pangelinan, Harbor Master replied negatively, and mentioned that as a diving instructor with the intent to conduct business, then yes. Mr. Kernaghan asked that the term be changed to make the distinction that allows for a snorkeler/diver the opportunity to use port facilities for recreational purposes.

In the case of Family and Port Beach areas, Mr. Pangelinan said those areas are used frequently for parties and picnic gatherings at no cost to the user. He expressed concern that with the application process and other requirements involved an administrative fee is reasonable. The Chairman asked whether those beach areas are Port property to ensure fee assessment is permissible. Mr. Glenn B. Nelson, Commercial Manager said the land was given to the government of Guam and in turn conveyed to the Port Authority through Executive Order 85-02, as amended by Executive Order No. 85-09. He mentioned that the Port Authority of Guam has the administrative oversight of those property areas, and has the ability to establish rates for its use with the approval of the Board. Mr. Nelson said the diver’s permit is specific to Outhouse Beach and the Family and Port Beach is used for parties/picnics that is monitored and controlled by staff. The Vice Chairperson advised management that once the rates are implemented and maybe proceed through the Administrative Adjudication Act that those revenues are applied toward its intended purpose which is specifically for an improved maintenance of those areas. Mr. Nelson assured the Vice Chairperson that the fee structure in its present form is simply for cost recovery of cost associated to maintain those facilities. The General Manager replied that a separate account can be established for this purpose. Mr. Nelson clarified that through guidance of Port counsel, the regulated authority on any proposed rate change for the Port Authority upon Board adoption is through the oversight of the Public Utilities Commission; and not through the Triple A process.

Ms. Gibson asked whether rates will be proposed for the use of Agana marina as well. Mr. Nelson replied that an initiative is currently being worked on that would address an appropriate fee structure for the use of the marina and once completed will be brought before the Board for consideration. The General Manager said the fee structure will include utility use because it is a substantial cost to the Port.

Referring back to the divers permit, Mr. Kernaghan agrees there to be a charge from divers conducting business using Port property, but for those snorkeler/diver that use port waters for recreational purposes would there still be a fee assessed. He mentioned that there needs to be a distinction so the general public understands. The General Manager said if the purpose is for recreational use for those divers, then a charge would not be assessed. She mentioned that fees would be assessed for commercial operation diving activities. The Vice Chairperson agrees with director Kernaghan in that a distinction is made on the type of diver activity. She also agrees with the fee structure and a security (cleaning) deposit after property use so the burden does not fall under the Port. Mr. Kernaghan suggested that perhaps using 'Recreational for Profit' as the term would make that distinction. Ms. Gibson said the difference also is that the divers conducting business using Port property would need to provide a business license. Mr. Pangelinan replied positively, to include proof of insurance. The General Manager said on the marina initiative that management is working on will also consider for users to provide proof of insurance as well.

Mr. Kernaghan made motion to adopt the proposed fee structure with word changes as proposed and clarification on how fees will be expended in the future, seconded by the Vice Chairperson. Motion was unanimously approved.

RECESSED

At this time, the members agreed to take a break. The meeting recessed at 12:50 p.m.

RECONVENED

The members reconvened the meeting at 1:10 p.m.

As the matter relates, Mr. Nelson brought the Boards attention to Public Law 30-19 which authorizes the Board to set lease rates at a ten percent (10%) increase over the previously charged rate, or the amount determined by recent assessment, *whichever is greater*. He mentioned that an appraisal was conducted back in November 2012 by Captain & Associates, Inc., Port's consultant where the existing market conditions came in lower than the current rate for office space, warehouse space and open space. Based on the assessment, and in accordance with Public Law 30-19, requires the implementation of the greater value which would be the 10% increase over the previously charged rate. Mr. Nelson requests for Board adoption of the findings in order for the Port to move forward with the 10% escalation fee as mandated by law and for further consideration by the Public Utilities Commission.

The Vice Chairperson made motion for management to proceed with adopting the 10% escalation fee for the leasing of port properties subject to fulfilling all the requirements guided by the Public Utilities Commission, seconded by Ms. Gibson. The motion was unanimously approved.

g. **Emergency Generator:** (Item addressed under General Manager's report.)

h. **Mobile X-Ray Screening Machine:** The General Manager said the Port has resubmitted its mobile x-ray screening machine package to the General Services Agency (GSA) for furthering the procurement process. She mentioned that it is going on two years now with attempts to procure this equipment with local GSA, which places the Port in a position of not being in national compliance. The General Manager said in the event local GSA is proven to be unsuccessful the Port would then proceed with Federal GSA. Mr. Pangelinan mentioned that the funding source is through a Port Security Grant Program where the Port is purchasing the equipment for Guam Customs. The mobile x-ray screening machine will allow for a more efficient and enhanced screening process in the movement of containers which will be administered by Guam Customs. The Chairman questioned why Guam Customs is not able to purchase the equipment on its own. Mr. Pangelinan said the Port is the grantee of the Port Security Grant Program and is basically providing the assistance to its sister agency. The benefit to the Port would be the efficient movement of containers on Custom clearance from its terminal yard. The Chairman clarified whether the revenues generated from the screening process would go to the Port. Mr. Pangelinan replied negatively, and can provide the memorandum of understanding between the Port Authority and Guam Customs that outlines the details. The Chairman asked whether Port is charging Guam Customs for lease space. Mr. Pangelinan replied negatively, and said that is an issue currently being worked on by Commercial division. Mr. Kernaghan asked the cost of the equipment and would it become a Port asset. Mr. Pangelinan said the cost is about \$1.4M and will remain a Port asset for the first three years; afterwards the ownership of the equipment would be turned over to Guam Customs. The General Manager said the maintenance plan will be paid for by the grant for the first three years, so the Port does not anticipate any maintenance cost to the equipment. Mr. Kernaghan said if Guam Customs assesses a user screening fee, the Port should be entitled to a portion of those fees at least for the first three year period which the Port should consider.

After some discussion, the General Manager reiterated that the Port resubmitted its package to GSA with a range of opportunities for interested bidders to provide a low to high range which will be dependent upon what is affordable and has the maximum amount of capabilities. She mentioned that the Federal GSA already has this equipment available at a much lesser cost; however, it is the Administration's policy to maximize the opportunity to the local business community which is understandable. The General Manager hopes for GSA to move forward and announce the bid because the Port is significantly behind in acquiring the equipment. Ms. Gibson asked whether there is an anticipated date. The General Manager said hopefully within the next three to four weeks if GSA prioritizes this bid issuance. She mentioned that the Port's federal partners are dissatisfied about the length of time it is taking to acquire this capacity because it is needed for security reasons and not just for Customs requirements. She said Port's federal partners providing the funding source authorizes the Port

to proceed with Federal GSA in acquiring the equipment should the need arise. Mr. Kernaghan pointed out that this is a concern and if GSA is unable to provide what is required of the Port by the next Board meeting, he agrees to proceed with Federal GSA.

VII. NEW BUSINESS

1. **Board Resolution No. 2014-01 – Michael Benito:** Ms. Gibson made motion to approve Board Resolution No. 2014-01 relative to recognizing and appreciating Mr. Michael T. Benito for his contributions and service to the Port Authority of Guam as a member of the Board of Directors. Motion was seconded by the Vice Chairperson and was unanimously approved.

2. **Board Resolution No. 2014-02 – Daniel Tydingco:** Ms. Gibson made motion to approve Board Resolution No. 2014-02 relative to recognizing and appreciating Mr. Daniel J. Tydingco for his contributions and service to the Port Authority of Guam as a member of the Board of Directors. Motion was seconded by Mr. Kernaghan and was unanimously approved.

3. **Fiscal Year 2013 – Audit:** The Vice Chairperson mentioned that rather than going into executive session on this issue, suggested for the Board to reconvene tomorrow, February 18, 2014 at 11:45 a.m. for the approval of Fiscal Year 2013 Audit. She said this will allow the Board sufficient time to further review the Management letter.

4. **Procurement Contract Award/Approval:** For Board's information, Mrs. Alma B. Javier, Procurement Manager provided the 2-year competitive procurement plan covering fiscal year 2014 and fiscal year 2015. Also provided is the contract management option renewals and requests Board approval of the following:

- Pacific Human Resource Services, Inc. entering its third year option of four option renewal years for the drug free workplace program implementation services
- Cornerstone Valuation Guam, Inc. entering its first year option of four option renewal years for the real estate appraisal and consulting services
- IRIS, Ltd. entering its first year option of four option renewal years for the risk management services

The Vice Chairperson inquired whether there are any performance issues. Mrs. Javier replied negatively, and mentioned that the end user who administers these contractual services are satisfied with the performance and therefore request for the contracts to be renewed.

Mr. Kernaghan noted for the record that he will refrain from voting as he is not familiar with these issues. The Chairman acknowledged for the record director Kernaghan's position.

The Vice Chairperson made motion to approve the third year option renewal of four years for Pacific Human Resources Services, Inc. in providing the drug free workplace program implementation services, seconded by Ms. Gibson. In calling for the votes, all those who voted

in favor of the motion were the Chairman, the Vice Chairperson and director Gibson. Director Kernaghan abstained. The motion on the floor passed by a majority vote.

The Vice Chairperson made motion to approve the first year option renewal of four years for Cornerstone Valuation Guam, Inc. in providing the real estate appraisal and consulting services, seconded by Ms. Gibson. In calling for the votes, all those who voted in favor of the motion were the Chairman, the Vice Chairperson and director Gibson. Director Kernaghan abstained. The motion on the floor passed by a majority vote.

The Vice Chairperson made motion to approve the first year option renewal of four years for IRIS, Ltd. in providing the risk management services, seconded by Ms. Gibson. In calling for the votes, all those who voted in favor of the motion were the Chairman and the Vice Chairperson. Director Gibson opposed. Director Kernaghan abstained. There being no majority of votes obtained for this motion, the motion on the floor dies.

The Vice Chairperson suggested for management to provide directors Kernaghan and Gibson additional information on the risk management services so they are able to re-evaluate whether this is a necessary contract to move forward with.

a. **RFP-PAG-013-004 Implementation and Integration Services for TOS:**

Mrs. Javier mentioned that management requests for Board's approval for contract award to G4S Security Systems (Guam), Inc. for the implementation and integration service for the terminal operating systems project. The firm has been deemed to have met all the requirements set forth in the request for proposal and is consistent with the Guam Procurement Regulations. The firm will assist in transitioning the Port's operating process and procedures to a modern automated system that will have direct interaction and work protocols with external stakeholders such as the shipping lines, truckers and Customs. The firm will also be expected to furnish the support or incidental hardware and software necessary for the implementation and adoption of the proposed terminal operating system. Mrs. Javier said this project is designed to be a turnkey project and the project is a five year service contract through task orders. The initial task order amounts to \$106K plus wherein the firm is to conduct a detailed business analysis and submit its recommendation to the Port for approval and implementation. As the initial task order amount exceeds the approved budgeted amount, Management also request Board approval for the difference of \$6K to cover the shortage.

Mr. Kernaghan asked whether subsequent task orders would be with G4S Security Systems. Mrs. Javier replied not necessarily, and mentioned that although this is a five year service contract, the Port has the option to terminate the contract based on performance or in the event both parties do not agree with the terms of subsequent task orders. Mr. Kernaghan asked whether the TOS will have the capability to interface with the financial management system project. The General Manager replied positively.

The Vice Chairperson made motion to approve the contract award to G4S Security Systems (Guam), Inc. for the Request for Proposal PAG-013-004 Implementation and Integration Services for the Terminal Operating System Project with the initial task order amount

of \$106,637.00 and further approve the additional funding request of \$6,637.00 to cover the shortfall from the budget item of CIP Other Small Projects account. The motion was seconded by Mr. Kernaghan and was unanimously approved.

b. **RFP-PAG-013-003 Management and Operations Services for F-1 Fuel Pier Facility:** Mrs. Javier requests Board approval for contract award to Tristar Terminals Inc. for the Management and Operations of the F-1 Fuel Pier Facility based on the terms mutually agreed upon. The Committee, upon successfully completing the cost negotiations, has determined the fees to be fair and reasonable and Tristar Terminals Inc. has been deemed to have met all the requirements set forth in the request for proposal and is consistent with the Guam Procurement Regulations.

Ms. Gibson made motion to approve the award to Tristar Terminals Inc. for the Request for Proposal PAG-013-003 Management and Operations of the F-1 Fuel Pier Facility. Motion was seconded by the Vice Chairperson and was unanimously approved.

c. **RFP-PAG-014-001 Professional Services for the Maintenance of Port's Compensation and Classification Plan:** Mrs. Javier requests Board approval to contract award the Professional Services for the Management of the Port's Compensation and Classification Plan to Alan Searle & Associates, subject to the negotiation of fees within the approved budget.

The Vice Chairperson made motion to approve the contract award to Alan Searle & Associates for the Request for Proposal PAG-014-001 Professional Services for the Maintenance of Port's Compensation and Classification Plan subject to the fiscal year 2014 budget for this particular project. Motion was seconded by Ms. Gibson and was unanimously approved.

d. **IFB-PAG-CIP-014-001 Container Yard Striping Project, Phase I:** Mrs. Javier requests Board approval on the contract award to Highway Safety Services, LLC. The firm has been deemed to have met all the requirements set forth in the Invitation for Bid and is consistent with the Guam Procurement Regulations. The project is one of two phases of the container yard striping project. The scope of work identified application of new thermoplastic pavement striping in the container yard's gantry crane railway and crosswalk. The project is formatted as a design/build project. The firm submitted the lowest bid price of \$73K which represents 42% less than the government estimate.

Mr. Kernaghan asked for the warranty period. Mrs. Javier replied the warranty is for one year. The Vice Chairperson said there are some concerns that when a bid amount is submitted lower than the estimated price, she noticed later that management would request for change orders and at some point the change orders reaches an amount beyond the original amount intended for the project. She asked whether the contract provides a provision that protects the Port from multiple change orders. Mrs. Javier replied that when the interested bid offeror submits its bid amount certifies that such amount is in compliance with the scope of work. She mentioned that normally a change order would apply towards incidences of unknown discoveries while the construction work is in progress.

The Vice Chairperson made motion to approve the award to Highway Safety Services, LLC. for the Invitation for Bid PAG-CIP-014-001 Container Yard Striping Project, Phase I in the amount of \$73,000.00, seconded by Ms. Gibson and was unanimously approved.

5. **Capital Improvement:**

a. **F2 / F3 West Gate:** The General Manager said the chain-link fence in the vicinity of piers F2 and F3, West Gate is deteriorating and is in need of repair. Management requests for Board's approval in the amount of \$5K from the Facility Maintenance Fund to address the security breach into port secured areas of operations. Mr. Kernaghan appreciates management bringing these matters before the Board; however, asked whether there is a budget ceiling management is authorized to expend where it does not necessarily need Board approval. The General Manager said any additional cost or unanticipated expense outside the scope of the approved annual budget, such matters will be brought before the Board for approval.

Ms. Gibson made motion to approve the repairs to the chain-link fence in the amount of \$5,000.00 using the Facility Maintenance Fund to cover the repair cost, seconded by the Vice Chairperson. Motion was unanimously approved.

b. **Stormwater Pollution Prevention Plan:** The General Manager requested for Board approval to allow funding transfer in the amount of \$5K to outsource the inspection services to be in compliance with the Guam Environmental Protection Agency reporting requirements for purposes of the stormwater pollution prevention plan. The amount will be transferred from Commercial Division to the Capital Improvement Project budget item.

Mr. Kernaghan made motion to approve the funding transfer from Commercial Division to the Capital Improvement Project budget item in the amount of \$5,000.00 for routine facility inspection as required by the Guam Environmental Protection Agency for purposes of the stormwater pollution prevention plan. Motion was seconded by Ms. Gibson and unanimously approved.

The General Manager informed the Board that the Port is looking into establishing a personnel position that would be charged with environmental issues and ensuring its compliance. She said once the research is completed, this matter will be brought before the Board for consideration.

Request for Funding – Underground Power Lines

At this time, Mr. Pangelinan requested for the Board to consider an item relative to the underground power lines. Ms. Gibson commented that the agenda has been approved and felt it inappropriate to add additional items for discussion. The Vice Chairperson asked whether this item can be included in tomorrow's agenda when the Board reconvenes its meeting. Legal Counsel recalls this discussion in the General Manager's report which is germane for Board discussion at this present time. The Vice Chairperson clarified whether a vote can take place as

management is seeking Board approval for funding. Legal Counsel replied that he will look into it.

6. **Travel Authorization:**

a. **Ratification of Emergency Operations Center – Incident Management Team (IMT) Interface Course, February 3-6, 2014, Emmetsburg, MD:** Ms. Gibson made motion to ratify port personnel participation in the February 3-6, 2014 Emergency Operations Center-Incident Management Team Interface Course held in Emmetsburg, Maryland. Motion was seconded by Mr. Kernaghan and was unanimously approved.

b. **Smith Wesson Academy: MP Pistol & Rifle Armorer Course, March 18-20, 2014, Springfield, MA:** Ms. Gibson made motion to authorize travel for port personnel to attend the Smith Wesson Academy: M&P Pistol & Rifle Armorer on March 18-20, 2014 held at Springfield, Massachusetts. Motion was seconded by the Vice Chairperson and was unanimously approved.

c. **Emergency Management Institute, March 24, 2014 and August 2014 Emmetsburg, MD:** Ms. Gibson made motion to authorize travel for port personnel to attend the Emergency Management Institute (EMI) Master Trainer Program scheduled for March 24, 2014 and August 18 & 25, 2014 held at the EMI Institute, Emmetsburg, Maryland. Motion was seconded by the Vice Chairperson and was unanimously approved.

Ms. Gibson reminded management about providing a succession plan of trainers based on all the trainings that port personnel have attended. Mr. Pangelinan said he will look into it.

d. **2014 AAPA Port Finance Seminar, April 8-10, 2014, New Orleans, LA:** The Vice Chairperson made motion to authorize travel for port personnel to attend the AAPA Port Finance Seminar scheduled for April 8-10, 2014 held at New Orleans, LA. Motion was seconded by Ms. Gibson and was unanimously approved.

e. **2014 Miami Cruise Shipping Conference 30th Anniversary, March 10-13, 2014, Miami Beach, FL:** The General Manager said that director Gibson will be off-island during this period and would stopover in Florida to attend this conference for the Port Authority of Guam. If approved, the Port will pay for director Gibson's registration fee and per diem.

The Vice Chairperson made motion to authorize travel for director Gibson to attend the Miami Cruise Shipping Conference 30th Anniversary scheduled for March 10-13, 2014 held at Miami Beach, Florida. Motion was seconded by Mr. Kernaghan and was unanimously approved.

VIII. EXECUTIVE SESSION

No executive session matters discussed.

RECESSED: The members agreed to recess the meeting to Tuesday, February 18, 2014 at 11:45 a.m., Port Authority Board Conference Room, Piti. The meeting recessed at 2:20 p.m.


RECONVENED: There being a quorum, the Chairman called the meeting to order at 12:00 p.m., Tuesday, February 18, 2014. Present at the meeting were:

Francisco Santos, Chairman
Christine Baleto, Vice Chairperson
Shelly Gibson, Board Secretary
Timothy Kernaghan, Member
Joanne M.S. Brown, General Manager
Maria D.R. Taitano, Deputy General Manager (Admin/Finance)
Felix R. Pangelinan, Harbor Master

Also present were Office of Senator Tom Ada-William Brennan; KUAM representative and Port Management staff.

IX. ADJOURNMENT

There being no discussion, it was moved by the Vice Chairperson and seconded by Ms. Gibson to adjourn the meeting at 12:03 p.m. The motion was unanimously passed.



MARY MICHELLE GIBSON, Board Secretary, Board of Directors

APPROVED BY:



FRANCISCO G. SANTOS, Chairman, Board of Directors





PORT OF GUAM
ATURIDAT / PUETTON GUAHAN
Jose D. Leon Guerrero Commercial Port
1026 Cabras Highway, Suite 201, Piti, Guam 96925
Telephone: 671-477-5931/35 Facsimile: 671-477-2689/4445
Website: www.portguam.com



Eddie Baza Calvo
Governor of Guam
Ray Tenorio
Lieutenant Governor

**MINUTES OF THE
SPECIAL MEETING OF THE BOARD OF DIRECTORS
Wednesday, February 26, 2014**

I. CALL TO ORDER

There being a quorum, the special meeting of the Board of Directors was called to order at 11:30 a.m., Wednesday, February 26, 2014. Present at the meeting were:

Francisco Santos, Chairman
Christine Baletto, Vice Chairperson
Shelly Gibson, Board Secretary
Joanne M.S. Brown, General Manager
Maria D.R. Taitano, Deputy General Manager (Admin/Finance)
Felix R. Pangelinan, Harbor Master
Atty. Michael Phillips, Legal Counsel

Absent were director Timothy Kernaghan. Also present were Office of Senator Tom Ada-William Brennan, Coy Torres; Phillips & Bordallo law office-John Bell; KUAM-Ken Quintanilla, Dontana Keraskes; Pacific Daily News-Michelle Conelly and Port Management staff.

II. OLD BUSINESS

1. **Fiscal Year 2013 Audit:** The Vice Chairperson said the Port on its fiscal year 2013 audit received an *unqualified opinion*, which is positive. She mentioned there were some concerns in the Management letter, but with the implementation of the financial management system those deficiencies will be addressed. Based on this, the Vice Chairperson felt confident in accepting the audit and recommend Board approval.

The Vice Chairperson made motion to approve and accept the Fiscal Year 2013 Audit, seconded by Ms. Gibson. Motion was unanimously approved.

III. NEW BUSINESS

1. **Capital Improvement Request fro Funding: Underground Power Lines:** The General Manager said the underground power lines that feeds power to the Container Freight Station (CFS) building and High Tower is in need of repair as result of the electrical lines being burnt. She requests Board approval for the repair work using the Facility Maintenance Fund.

The Chairman asked the timeline for the replacement. The General Manager said approximately ninety days for construction; however, in the event the bid amount does not exceed \$50K, then the repair work would be completed much sooner.

The Vice Chairperson made motion to approve up to \$90,000.00 using the Facility Maintenance Funds for the capital improvement of the underground power lines, seconded by Ms. Gibson. Motion was unanimously approved.


IV. ADJOURNMENT

There being no further business to discuss, it was moved by the Vice Chairperson and seconded by Ms. Gibson to adjourn the meeting at 11:50 a.m. The motion was unanimously passed.



MARY MICHELLE GIBSON, Board Secretary, Board of Directors

APPROVED BY:



FRANCISCO G. SANTOS, Chairman, Board of Directors



General Manager Report
To
PAG Board of Directors
March 27, 2014

General Port Operations

Governor's Transmittal of Port Master Plan Update

On Friday, February 21, 2014, Governor Eddie Calvo transmitted the Jose D. Leon Guerrero Commercial Port of Guam Master Plan Update 2013 Report to the Legislative Speaker Judith T. Won Pat. Governor Calvo relayed that the public review process for the document had been initiated by the Bureau of Statistics and Plans (BSP) and that required public hearings and plan review had taken place. He stated that the public hearing for the Port Master Plan Update was held on December 23, 2013 that provided the public the opportunity to extend verbal or written testimony. In addition, a copy of the Master Plan was made available on the Port Website. BSP also forwarded copies of the Master Plan Update to respective government agencies for their review and input.

The Governor concluded his letter by stating that the Port's Master Plan Update is intended to "address the Port's modernization in the next five years, reduction of the military buildup, and securing Port's financial self-sufficiency and sustainability."

The Guam Legislature now has sixty (60) days to approve or disapprove the Port's Master Plan Update. If the Legislature does not take action within the sixty (60) day time period, the Plan will be deemed approved.

On Thursday, February 27, 2014, the GM forwarded additional copies of the Jose D. Leon Guerrero Commercial Port of Guam Master Plan Update 2013 Report to Legislative Speaker Judy Won Pat. Governor Calvo had previously transmitted the Master Plan with his approval on Friday, February 21, 2014.

Senator Tom Ada's Office provided notice on Wednesday, February 26, 2014 to the Deputy GM for Administration and Finance that the Public Hearing for the Port Master Plan will be held on Thursday, March 13, 2014 at 4:00 p.m. It is anticipated that the Master Plan will be included in

the agenda for the next Legislative session to fall within the sixty (60) day timeline for the Legislature to take action on the Master Plan.

As relayed during the February 17, 2014 Board Meeting, the Port had received a letter from Rear Admiral T.D. Payne stating that the Navy had no objection to the adoption of the Port's Master Plan Update.

Legislative Hearing on the Port Master Plan

On Thursday, March 13, 2014 a public hearing was held with the Committee on Public Safety, Infrastructure, and Maritime Transportation to receive testimony on Bill No. 283-32, "An act to approve and adopt the Jose D. Leon Guerrero Commercial Port Authority of Guam (Port) Master Plan Update 2013 Report."

Attending the hearing on behalf of the Port were the GM, Deputy GM for Administration and Finance, and the Deputy GM for Operations. Also in attendance were Port Division Managers and staff. The GM provided opening statements and Chief Planner Dot Harris provided the primary presentation on behalf of the Port. Operations Manager John Santos and Glenn Nelson also presented respective matters in the Master Plan update under their jurisdictions. Present on behalf of the Port's consultants were PB Representative Jeff Peck, Financial Analyst Louis Wolinetz and Principal-in-Charge/Chief Planner Blair Garcia.

2011 Coast Guard Violations

On Thursday, February 13, 2014, the Port received a follow-up notice of Violation that was assessed on October 6, 2011 in the amount of \$8,000. However, the fine was not previously paid for by the Port. As a result, the current balance due is \$9,400.18. The interest rate on this debt is 1.00%. The report from the Coast Guard stated that there were 87 deficiencies relating to the following violations: smoking in non-designated areas, inadequate equipment-motor vehicles, rubbish and waste materials, fire extinguishing equipment, inadequate portable extinguishers and exposed wiring.

According to Safety Administrator Frank Roberto, U.S. Coast Guard BMC Charles Ashmore relayed that the violation deficiencies in the Port Yard were corrected on January 18, 2012.

The GM is working to determine why the Coast Guard fine was not paid by the Port back in 2011. However, to avoid any further delay in the payment of the violation, the GM approved payment of the \$9,400.18 fine by certified mail on Thursday, March 20, 2014.

The Port is currently verifying a possible second 2011 violation notice in the amount of \$7,000. The GM will provide an update to the Board on this issue as soon as further information is obtained from the U.S. Coast Guard.

Coast Guard Notice of Violation

On Wednesday, January 24, 2014, during a follow-up inspection by the U.S. Coast Guard the Port was cited for Failure to Implement Facility Security Measures for Access Control. The fine imposed was \$3000. The maximum penalty for this violation can extend up to \$25,000. A previous inspection was held by the Coast Guard on October 1, 2013 that noted this deficiency.

The Port has since procured the needed material to address the fence repair cited by the Coast Guard and is in coordination with MARAD to address the replacement of chain link fencing and is in the process of contracting for the refurbishment of the current CMU wall from its Port Security Grant. The new extension to the CMU wall will be constructed as Part of Phase III of the Port Modernization projects to encompass the length of Route 11 to the entrance of the new Gate House. The remaining perimeter of all existing fencing will have new chain link fences installed with concrete post columns with the completion of Phase III of the Yard expansion next year.

The Deputy GM for Operations met with U.S. Coast Guard Preventions Officer CDR Ted Harre and Chief of Prevention Chief Charles Ashmore on Monday, March 17, 2014 to provide an update on the replacement of the Port perimeter fencing and the joint initiative with the Port and MARAD to fund this project.

Coast Guard Notice of Violation

On Thursday, March 20, 2014, the Port received a Notice of Violation from the U.S. Coast Guard as a result of an unannounced Safety and Security Spot Check at the Port. As a result of the inspection, Coast Guard personnel came upon a Port employee that was actively smoking "directly under a non-smoking sign." The Coast Guard also found evidence at several other locations around the facility that "showed evidence of smoking." The proposed penalty for this violation is \$500. The maximum penalty for this violation can go up to \$32,000.

There are five (5) designated smoking areas that have been located in the yard to accommodate smoking by Port employees. The GM and Port management has relayed consistently to Division Managers, Superintendents and employees the critical importance to adhere to the no smoking requirements except for designated areas to avoid safety violations and penalties. This requirement has also been relayed to Port Users to include agents, truckers and other private employees that enter the Port yard.

As a result of this violation notice, the GM suspended smoking in the Port Yard on Friday, March 21, 2014.

Prohibition of Smoking in the Port Yard

On Thursday, March 20, 2014, The U.S. Coast Guard conducted an unannounced inspection. Unfortunately, a citation was issued to the Port as a result of a Port employee that was found smoking in an undesignated smoking area. The Port has since been informed by the Coast Guard that the penalty for this violation is \$500. The GM and Port management has repeatedly emphasized the request for employees and other Port tenants to limit smoking to designated areas to avoid combustible/flammable fuel and materials from igniting creating a danger to Port employees and tenants. The Port had five (5) five designated smoking areas located in the Yard.

The GM issued a memorandum to Port Employees, Port Users Group, Tenants, Truckers and Patrons providing a supplement to a previous Port Authority of Guam Policy Memorandum No. 03-91, to take effect on Friday, March 21, 2014:

PROHIBITED SMOKING AREAS

1. Beyond Main Gate Area – SMOKE FREE ZONE

- All offices and areas in the terminal yard and main compound.
- Waterfront areas from F-3 to F-6, including gantry crane cabs.
- All government vehicles and cargo handling equipment.
- All office restrooms, public restrooms.
- Private business vehicles and equipment entering into the compound.
- EQMR building office and facility area.
- Container Freight Station offices and facility area.
- Areas of the Lower and High Tower.
- All other areas beyond Main Gate.

2. The entire Administration building - first, second and third floors.

DESIGNATED SMOKING AREAS

- Northwest corner ground level outside Administration building.
- Southwest corner ground level outside Administration building.

The GM relayed that this memorandum supersedes sections of the policy where appropriate. Any Port employee, tenant employee, or visitors found smoking in a no smoking area or unauthorized areas will be subject to disciplinary action and/or monetary fine.

PUGG Meeting for February 2014

On Thursday, February 20, 2014, a meeting was held with the PUGG and Port management. Attending the meeting on behalf of the Port was the GM, Deputy GM for Administration and Finance, Harbor Master, Stevedore Superintendent Simon Pinaula, Operations Manager John Santos, Maintenance Manager Ernie Candoleta, Cargo Checker Supervisor Frank Cepeda, and Transportation Superintendent Raymond Santos. Present on behalf of the PUGG were MSA Representative Byron Valera, MELL Representative Ed Cruz, Matson Representative Tom Dillon, and Matson Representative Bernie Valencia.

Operations Manager John Santos opened the meeting by thanking the PUGG members that participated in the tour of the yard that was held on January 22, 2014 and their presence at the Ribbon-Cutting ceremony for the CFS building that was held on January 19, 2014. Mr. Santos went on to discuss the final punch list for the CFS building and the clean out project planned for Warehouse I, the final steps in the demolition of Warehouse II, Gas Station, and Weigh Scale.

Mr. Santos also relayed the need to repair the West Gate chain link fence and the damaged 21 bollard. He also discussed the upcoming repairs that were needed for the Tristar pipeline that runs through the Port Yard. He added that a number of issues need to be taken in consideration with regards to the right-of-way, air emissions, environmental issues, TOS status with G4S, Top Pick equipment, waterfront stripping and pedestrian walk, Yard lighting system and repair to the F-5 Wharf. Mr. Santos also discussed the current maintenance work on Gantry 5 for the trolley main hoist cable and minor repairs to Gantry 3 before it is load tested.

Mr. Santos asked the assistance of the PUGG to address the removal of trash from the street chassis and bomb carts as these equipment contained drinking bottles and other materials that ended up in the Yard.

Mr. Santos also reported that the Association of Terminal, Operators, Stevedoring, and Shipping Companies of Micronesia (ATOSCOM) would be holding an Executive Meeting on Guam from Wednesday, February 26th to Thursday, February 27, 2014.

In concluding his comments, Mr. Santos asked for the participation of the shipping agents in a meeting to provide an orientation on Port operations as a number of the agents were recently hired to address the smoother transition of cargo.

The GM inquired if there were any issues or concerns that the PUGG wanted to discuss aside from the Port updates. The group relayed that they had no further issues at this time.

PUGG Meeting for March 2014

On Thursday, March 20, 2014 a meeting was held with the PUGG and Port management. Attending on behalf of the Port were Deputy GM for Operations, Deputy GM for Administration and Finance, Operations Manager John Santos, Transportation Superintendent Ray Santos, Stevedore Superintendent Simon Pinaula and Terminal Superintendent Joe Ulloa. Present on behalf of the PUGG were MSA Representative Byron Valera, Matson Representative Bernie Valencia, Matson Representative Paul Blas, CTSI/MELL Representative Ken Constantino, Seabridge Representative Ricardo Leon Guerrero, Ambyth Representative Teresa Gotti, Ambyth Representative Velma Santos.

Deputy GM for Operations conducted the meeting as the GM was meeting with Guam EPA, Federal U.S. EPA and MOBIL officials on the permitting requirements for the construction of the new MOBIL fuel line.

According to the Deputy GM, he advised the members that effective Friday, March 21, 2014, that the Port Authority Yard Compound is a smoke free facility.

Mr. John Santos provided an update on the Guam Commercial Port Improvement projects to include the completion of Phase II scheduled for May of 2014, with the schedule of Phase III to be announced in early April. He also relayed that the SLE loan is packaged and the Port is awaiting final signature of documents and the transfer of funds to the Port. As soon as this process is completed the Port anticipates announcing the bid to address the needed repairs to F-5. Mr. Santos also relayed that the loan will include funds for the purchase of an additional top pick equipment. He stated that the trenching in the Yard for the Port Command Center (PCC) has been completed and that the Command facility will be completed in May of 2014.

The MSA Representative inquired information on the TOS workshop that was scheduled for Monday, March 24, 2014, if the workshop was going to be an all-day session. Mr. Santos responded that it would be advantageous for all the stakeholders to gain a greater understanding of the TOS and the benefits that will be gained to Port operations and Port Users.

Agat Boat Marina Restaurant and Shop Facility

On Friday, February 21, 2014, a Port notice was published in the Pacific Daily News providing information on the availability of the Agat Small Boat Marina and Ship Facility. The deadline for interested parties to submit an application was on Thursday, March 20, 2014.

The Port received three (3) submittals that were opened by the GM on Monday, March 24, 2014. The documents were turned over to the Commercial Division Manager for further review and evaluation.

Status of Generator Procurement

On Tuesday, February 25, 2014, Far East Equipment Company, LLC Vice President John Limtiaco lodged a protest letter with GSA on the procurement of the Port Generators. Mr. Limtiaco raised two issues concerning the generator specifications requested by the Port: 1) that the generator specifications were unrealistic, not valid and would unduly restrict competition; 2) that Tier 4i was not the current requirement for the permitting of the generators by Guam and U.S. EPA, and that Tier 2 was the current requirement.

On Friday, February 28, 2014, GSA Attorney Robert Kono, on behalf of Chief Procurement Officer Claudia Acfalle responded that market research conducted by GSA and the Port "determined that the specifications provided on Invitation for Bid No. GSA/PAG-002-14 (750KW and 500 KW Prime Generator Sets) is not unrealistic, based on our research there is more than one manufacturer currently market the Tier 4i model generator."

With regards to the Guam and U.S. EPA requirements for the large KW nodes, GSA relayed that Guam EPA relayed that the current requirement is Tier 3 generators and that parts for Tier 2 and Tier 3 generators would be obsolete in the near future. Mr. Kono further stated "that the procurement of the Tier 4i model generator is in the best interest of the territory of Guam."

GSA concluded that Mr. Limitiaco's protest was without merit.

On Friday, March 21, 2014, the GM, Deputy GM for Operations, Deputy GM for Finance and Administration, Planner IV Joe Javellana, Electrician Supervisor Ken Camacho, Facilities Maintenance Superintendent Alex Aflague, Buyer II Eda Nededog, Engineer III Rudel Mangubat met with Chief Procurement Officer Claudia Acfalle and Buyer I Tianna Sarrosa.

The Port had provided a written response on a vendor submittal that provided the closest response to meeting the Port specifications for the generators. The Port provided an outline of which requirements were met and which areas the submittal was deficient. Ms. Acfalle responded that GSA would further review the information and provide a response to the Port.

Commercial Dive Company Permits

On Thursday, February 27, 2014, the GM and the Commercial Manager met with the following Commercial Dive Company Representatives that were operating out of Outhouse Beach: Mr. Go

Nakane from Go Dive Guam, Mr. Takayuki Noda from World Pinnacle, Mr. Chris Gulick from Let's Dive Guam, and Mr. John Oh from Ocean Divers.

The Port has been in the process of verifying that commercial dive companies operating out of Outhouse beach meet the requirements to have proof of insurance with a minimum of \$1 million in coverage, have a valid business license and evidence of gross sales for the preceding calendar year to determine the level of fees that the company will be charged between a range of \$50,000 or less in gross sales for a small company and up to \$150,000+ to be classified as a large company in terms of fee charges.

On Friday, February 28, 2014, the GM issued a memorandum on the Tariff Interim Rate; For-Profit Activities at Outhouse Beach that relayed the following:

Effective immediately, the Port Authority of Guam ("Port") establishes an Interim Rate for "for-profit" operations including but not limited to dive permits, in the form of a Operational Vendor Fee, for certain for-profit activities conducted at the Outhouse Beach facility located at the Port.

The Port's Terminal Tariff Rules and Regulations at Page 22, Section II, R-13 titled Port Authority General Manager's Duties and Responsibilities authorizes the Port Authority General Manager to establish interim rates for six (6) months until sufficient cost data is available to establish a rate. Therefore, all for-profit activities conducted at the Outhouse Beach facility are subject to these interim rates. These for-profit activities include but are not limited to recreational, discovery and/or instructional diving. The Port shall assess the following fees for the use of the Outhouse Beach facility:

Gross Sales	Interim Rate
\$0 - \$50,000	\$125
\$50,001 - \$149,999	\$250
\$150,000 - \$249,999	\$500
\$250,000+	\$750

These rates shall remain in effect for six (6) months from the date of this memorandum or until the Public Utilities Commission approves the Port's proposed fee structure for the Outhouse Beach facility, whichever occurs first.

All individuals conducting for profit operations at Outhouse Beach facility are required to provide the Port with copies of their current business license, proof of insurance and evidence of gross sales from the preceding calendar year.

Since the implementation of the interim fee, the Port has issued thirteen (13) permits cover 62 divers and the Port has also collected fees totaling \$5,750 to date.

Meeting with Retirement Fund on Long Term Disability Issues

On Friday, February 21, 2013, the GM and Deputy GM for Administration and Finance met with the Retirement Fund Director Paula Blas to discuss Long Term Disability (LTD) Issues and impact on the Port's staffing pattern when employees are placed on long term disability.

There are currently seven (7) Port Employees that are on LTD in the following Divisions:

Transportation – 3

Operator II	06/29/2009	5 years
Operator II	04/14/2012	2 years
Operator II	05/12/2012	2 years

Port Police – 2

Clerk III	06/21/2008	6 years
Supervisor	12/02/2005	13 years

Finance – 1

Accounting Tech II	08/03/2012	2 years
--------------------	------------	---------

Terminal – 1

Cargo Checker	06/06/2012	2 years
---------------	------------	---------

According to Director Blas, Standard Insurance Company provides the monthly payments to LTD members that received 66 ⅔% of their salary. The Port pays a monthly premium of \$4.75 per employee. Ms. Blas stated that the status of an employee as an LTD is determined on a yearly basis by Standard Insurance Company with the evaluation of annual physical exams.

The primary issue for the Port is that historically, once an employee is classified as an LTD, his or her position is held in suspension, until the possible return of the employee. As a result, the Port has not been able to refill these positions, unless by temporary hire which does not provide a functional solution to address the needed experience and continuity in these positions

Director Blas relayed an option of creating two separate staffing patterns to include one with the LTD's and one without. In addition, she suggested that the Board approve the creation of new positions to allow the service of operations to continue. Director Blas stated that this issue had been relayed to the attention of the Department of Administration two years ago and concluded that she would follow up on the status of the previous inquiry.

Follow-up Request to GSA concerning RTG and Gantry 2

On Monday, February 24, 2014, the Port sent a follow-up letter to GSA concerning the status of the RTG and Gantry 2 bid for removal of the equipment from the Port yard. The Port sent a number of inquiries to GSA and was previously notified that GSA was following up the bidder that obtained the contract.

Due to the upcoming construction for the Port's Yard expansion project, it is imperative that the RTG's and Gantry 2 be removed from the Port yard.

On Thursday, February 27, 2014 the Port received a letter signed by GSA Legal Counsel Robert Kono, on behalf of Chief Procurement Officer Claudia Acfalle, informing the Port that the initial bidder had sold his rights to the RTG and Gantry 2. Mr. Kono relayed that the initial bidder did not have evidence of such transaction, however the new vendor had informed GSA that the transaction had occurred. The original bidder was asked to have the new vendor sign documents to determine ownership. Mr. Kono further relayed that the former owner and new owner has failed to communicate with GSA and is recommending that the parties be terminated from the bid.

Mr. Kono relayed that Gantry 2 had been placed on sale during two occasions in 2013, but that there were no takers. He added that GSA is currently determining how to proceed on this matter. However, he is recommending that the Port place out another bid for the removal of the RTG and Gantry 2.

On Wednesday, March 19, 2014, the GM and Deputy GM for Operations met with Ms. Acfalle and Legal Counsel Robert Kono to discuss this matter. A decision was made to return the RTG's to the Port so that Port can accelerate the dismantling of the RTG's as an option and GSA will facilitate the surveying out of the RTG materials.

Later that same day, Attorney Kono on behalf of GSA provided a memorandum to the Port GM relaying that the GSA had previously placed the RTGs out for bid. However, GSA has since had a difficult time contacting the bidder to comply with the removal of this item who in turn had assigned his rights to a third party. Mr. Kono stated that GSA had recently cancelled this bid due to failure and compliance on the part of the bidder.

Mr. Kono relayed, as was discussed during the meeting that the Port undertake the action of demolishing the RTGs and that the scrap metal be bided out by GSA with 90% of the proceeds to be returned to the Port.

PUC Hearing on Request for Review and Approval of Agreement with TriStar Terminals Guam, Inc.

The Port received notice on Friday, March 21, 2014 that the PUC will be conducting a special business meeting on Monday, March 31, 2014. The PAG Docket 14-03, Request for Review and Approval of Agreement with TriStar Terminals Guam, Inc., ALJ Report and Proposed PUC Order has been included in the agenda. Port management will be in attendance at this meeting.

Petition to PUC on Crane Service Agreement

On Thursday, March 20, 2014, the Port forwarded a letter of request to PUC Chairman Jeffrey Johnson, a petition to the PUC to review and approve the service agreement with Marine Technical Services, Inc. (MTS) professional and technical services of a Performance Management Contractor (PMC) for the operation and maintenance of the Port's cranes.

Public Law 31-145 required that the Port contract out the services for a PMC to address the operation and maintenance of the POLA cranes that were purchased by the Port in December of 2012. A Request for Proposal: No. PAG 012-003 was publically announced on June 29, 2012. There were two respondents to the RFP: Shaw GBB, LLC and MTS. An Evaluation Committee was established that reviewed the submission of the two respondents and selected Marine Technical Services as the winning company. A Negotiation Committee was then established to address compensation terms under the contract. Now that this process has been completed, the Port is prepared to move forward with this request to the PUC.

The Port has been working with Matson since the acquisition of the POLA cranes under a transition process to maintain the Port cranes. Matson has overseen its contractor and the contractor services have been paid by the Port.

USDA Loan

On Wednesday, March 5, 2014, the GM provided a letter of response to USDA rural Development Area Director Joseph Diego relaying the Port's continued interest in the Community Facility (CF) Loan for \$2 million and requested that the loan be re-programmed to secure the acquisition of cargo handling equipment and maintenance equipment need to maintain Port operations.

The GM relayed that the Port is in the process of securing all documents that are required for the USDA to consider the Port's request. The documents will be submitted to USDA by Tuesday, April 1, 2014.

The GM also relayed that the Port is not able to proceed with the Community Facility Direct Loan for \$25 million at this time.

The equipment list that has been requested by Port Operations includes Terminal Yard Tractors, Telescopic Boom Lift, Compact Articulated Boom Lift, Five Ton Fork Lifts, Industrial Street Sweeper, Portable Utility Air compressor and a Portable Dual Operation Welding Machine. This does not exhaust the list of requested equipment. However, these are the prioritized items depending on the availability of funds.

The Deputy GM for Administration and Finance has been in coordination with USDA on this loan request.

Container Yard Stripping Project

On Friday, March 14, 2014, the GM provided notification to Highway Safety Services, LLC President Perlita Sugang to proceed with the Phase I Notice to Proceed with the Container Yard Stripping Project for IFB No. PAF CIP-014-001. The commencement date was scheduled for Wednesday, March 19, 2014. The contractor has Two Hundred and Fourteen (214) calendar days to complete the project.

Agat Marina Dock C & D Invitation for Bid

The Port has initiated the Invitation for Bid (No. PAG14-100) for the Agat Small Boat Marina Dock C, D, and Floating Dock Improvement project. Final administrative approval was completed on Wednesday, March 26, 2014. The project will be publically announced shortly to interested bidders.

North Side Container Yard CMU Wall Upgrade Project – Phase I

On Tuesday, March 25, 2014, the Port publically announced that the Port would receive sealed bids for the North Side Container Yard CMU Wall Upgrade Project – Phase I. A pre-bid meeting will be held at the Port Board Conference room on Thursday, April 10, 2014. A site visit will also be provided to interested bidders.

Meeting with GEDA on Cruise Ship Industry

On Thursday, February 20, 2014, the GM met with GEDA Board Member Monte Mesa, Manager for Business Development Division Tina Garcia and Industry Development Specialist Carl Quinata at GEDA's request to discuss issues related to the near and long term plans for the cruise ship industry on Guam. According to Mr. Mesa, GEDA is looking at ways to expand the number of cruise ships that visit the island on an annual basis. On average Guam has received 4 to 5 cruise ships annually over the past seven years. In the near term, Mr. Mesa relayed that ship arrivals at the Port of Guam provide the available facilities to accommodate the vessels and passengers entering the island. The GM responded that while the Port can berth the Cruise Ships within the Yard, the cost, preparation, and impact to commercial cargo vessels, does not make the Port Yard facility the desirable location for expanded cruise calls to the island. The GM relayed that the Port is in the process of pursuing grant funding to address the repairs that are needed at Hotel Wharf to make the wharf operational and receive Coast Guard certification. She relayed that the Port Board approved funding last year to address the design work for Hotel Wharf that has since been completed by PB. The advantages of Hotel Wharf will limit impact to commercial cargo entering the Port, provide a non-industrial environment, and a shorter distance for passengers to travel between disembarking from the cruise vessel to get to awaiting buses and taxis. This benefit also applies to passengers returning to re-board their cruise ship. As an added advantage the areas exterior to the Hotel Wharf Yard can also be landscaped to provide a more welcoming tropical environment in comparison to the industrial environment in the Port Yard.

Mr. Mesa relayed that the long term plans for the cruise industry for Guam could include the construction of facilities in Hagatna and southern villages to include Inarajan and Merizo where visitors can be shuttled from their cruise ships directly into the villages for a more cultural experience that reduced travel time and maximize visitor hours spent on the islands.

Mr. Mesa stated that the Port will be included in future discussions as plans progress to further develop the cruise industry on Guam.

On Friday, March 21, 2014, the GM met with GEDA Board Member Monte Mesa and Board Member Shelly Gibson to discuss information gained from their most recent attendance at the Miami Cruise Shipping Conference 30th Anniversary that was held from March 10-13, 2014.

Mr. Mesa provided information on the CLIA 2014 State of the Cruise Industry Report. Some of the highlights provided that the current global cruise industry investment is around \$7.2 billion with 29 new ships providing current passenger capacity increase of 34,000+. The industry anticipates another 20 cruise ships that will be added to the CLIA Global Fleet providing an

additional 52,000+ passenger capacity from 2015 to 2018. The largest location that receives the most cruise passengers is the Caribbean with an anticipated 37.3% increase for 2014. The second largest destination is the Mediterranean at 18.9%. The United States provides the largest number of cruise ship passengers at 51.7% followed by the United Kingdom and Ireland at 8.1%

Mr. Mesa relayed that Guam and Micronesia stand to benefit from the increase of cruise ships in the world market and the opportunity to increase cruise ship visits back in the near future back up to 10 to 12 per year at the Guam Port and increasing even more once a consistent cruise route is established.

Board Member Gibson stated that members of the cruise industry are tracking the progress of construction at the Guam Port and were inquiring as to the status of the completion of the F-5 Wharf and the modernization projects. She conveyed that the cruise industry wanted to insure that the Guam Port wharfs were properly repaired to meet their insurance requirements. Board Member Gibson stated that once these repairs were completed, the cruise liners were considering future visits to Guam.

Mr. Mesa reiterated his earlier points at the GEDA meeting that had been held in February of the interest of both GEDA and GVB in working with the Port to accommodate additional Port calls to Guam. He went on to discuss collaborative efforts that could be put in place to assist the Port with these visits.

Both Mr. Mesa and Board Member Gibson stated that they looked forward to the continued expansion of the cruise industry in Guam and Micronesia and would work with the Port as these projects move forward.

The Port anticipates the arrival the Sapphire Princess Cruise ship on Thursday, April 17, 2014. The vessel has a capacity for 1,100 crew members and 2,600 passengers.

Port's Application for a TIGER Grant

The Port is in the process of completing its application for the TIGER Grant for 2014. The Port will be submitting Hotel Wharf as a "shovel ready" project. The Port Board had previously approved funds for the design work for Hotel Wharf. PB provided the completed design work in February. Additional environmental studies for Hotel Wharf were funded an OEA grant.

The due date for submittal of the grant application is Monday, April 28, 2014.

Meeting with Matrix Design Group

On Tuesday, March 18, 2014, the GM, Deputy GM for Operations and the Chief Planner met with Senior Associate Rick Rust from the Matrix Design Group. Matrix had been tasked by the Administration to compile and document all federally funded grant projects that have been received by the Port for the past six years in relation to the military build-up. Matrix will be producing a history and database on this information.

The Planning Division was tasked to coordinate with Matrix to provide the requested information.

Presentation to the Guam Contractors Association

On Wednesday, March 19, 2014, the GM provided a presentation to the Guam Contractors Association (GCA) the status of current construction and future development plans for the Port. GCA President James Martinez made the request on behalf of the GCA to update its membership on the current activities at the Guam Port and its Marinas. Attending the event on behalf of the Port with the GM was the Deputy GM for Administration and Finance, Deputy GM for Operations and Planner IV Joe Javellana.

Growing from Conflict into Inafa Maolek: A Peace Talk Conference on Restorative Justice and Mediation

On Wednesday, March 12, 2014, the GM, Deputy GM for Administration and Finance, Deputy GM for Operations and Personnel Specialist II Shawn Cepeda attended the Inafa Maolek Peace Conference. There were notable presenters at the conference promoting the benefits of mediation as an alternative to legal action to address conflicts and disagreements within organizations and among individuals.

Federal Engagements and Partnerships

Meeting with MARAD Executive Director

On Wednesday, February 19, 2014, the GM met with MARAD Executive Director Joel Szabat and Brian Varney. Mr. Szabat had been on island to attend the Ribbon-Cutting Ceremony for the Container Freight Station (CFS) on Tuesday, February 18, 2014. Mr. Szabat relayed that

MARAD has been very pleased with the progress of the modernization projects and emphasized the priority for MARAD, in coordination with the Port, to have all the projects completed on time. With the anticipated announcement of the Phase III Yard expansion, the Guam modernization projects are moving forward according to the anticipated schedule. The final completion date for the yard expansion is planned for summer of 2015.

Mr. Szabat emphasized that the Guam project is providing a demonstrated example of how MARAD can assist in the administration of port projects. The GM responded that the Port of Guam is equally pleased with the progress of construction and the collaborative effort between MARAD, EA and Port management. She relayed that Mr. Varney's engagement in the process has helped facilitate issues and concerns and desired solutions as matters arise. She reemphasized as discussed during their previous meeting in Washington DC in December that the collective participation of all parties at the Technical Design Team (TDT) meetings and the review of the Project Oversight Team (POT) has made a significant difference in how Port projects move forward. The GM recommended that this structure be considered for future project initiatives with MARAD and other Port jurisdictions.

Mr. Varney relayed that the MARAD Administrator will be traveling to Guam in early April to attend the ground-breaking ceremony for the Yard expansion project. He stated that both he and EA was in the process of evaluating bid submittals from contractors for Phase III and that a public announcement of the selected contractor would be announced during the ceremony.

Meeting with Office of Economic Adjustment

On Tuesday, March 18, 2014, the GM, Deputy GM for Administration and Finance, Deputy GM for Operations and Planner IV Joe Javellana met with OEA Representatives Gary Kuwabara and Captain Dan Schebler.

The Port provided an updated slide presentation on the status of all Port projects. Mr. Kuwabara had a favorable response to the presentation and relayed that the compilation of this information was very valuable to federal partners such as OEA to leverage for future applications. He stated that he has seen a noticeable improvement in the presentations and deliverables of the Port and commended Port management for this improved initiative. He also relayed that he was pleased that the Port was able to facilitate the use of the remainder of the OEA grant funding in 2014. He stated that this was the most desirable outcome as the return of the funds would not be beneficial to either party.

The Deputy GM for Operations inquired if there were future possibilities to apply for additional grants from OEA. Mr. Kuwabara responded that the role of OEA was to assist to improve capacity where needed. He stated that if there were a future need to address capacity not

available at the Port then OEA would be in a position to provide further assistance. With the current improvements underway at the Guam Port this would not be the case at this time. However, he stated that this did not limit the Port from pursuing other federal grant opportunities.

Port Events

Ribbon-Cutting Ceremony for the Container Freight Station (CFS)

The Port hosted a Ribbon-Cutting Ceremony for the Container Freight Station (CFS) on Tuesday, February 18, 2014 at 10:30 a.m. This event completed Phase I of the Guam Commercial Improvement (GCPI) Program. The cost of this project was \$899,000 and was contracted to Pro-Pacific Builders in coordination with the U.S. Maritime Administration (MARAD).

Governor Calvo served as the key note speaker along with MARAD Executive Director Joel Szabat. Board Chairman Frank Santos provided welcoming remarks on behalf of the Port and the Pastor of Our Lady of Assumption Church in Piti, Father Mario Palanca delivered the invocation and blessing of the event. The GM provided the closing remarks on behalf of the Port. In addition to the guest of the Port, all Board Members, along with Port management and staff were in attendance. Former Board Chairman Dan Tydingco was also present.

The original CFS built back in 1968 as a Maintenance and Repair Shop. The renovation of the CFS included the development of 7,200 sq. ft. of new office space, enclosure of doorways, installation of roll-up doors, and a secure cargo storage area.

Resolution Presentations to Port Board Members

On Wednesday, March 12, 2014, the Port Board of Directors, staff and management of the Jose D. Leon Guerrero Commercial Port presented resolutions in recognition of service and dedication to former Board Chairman, Daniel Tydingco, Vice Chairman Michael Benito and Board Member Eduardo Ilaos at the Port Authority Board Room.

All three Board Members provided policy direction and were actively involved in the implementation of the \$50 million Port Modernization projects, acquisition of the three POLA gantry cranes, construction of the Port Security Enhancement Projects and the anticipated renovation of Hotel Wharf. The current level of Port construction has not been experienced since the Port of Guam was built by the Navy almost 50 years ago and the technological improvements that are being implemented will elevate Port operations to a modernized standard worldwide.

Additionally, the trio contributed to ensuring the merit system, as well as standard operating procedures are in place for the benefit of the employees and the public they serve.

After the Resolution presentation the Port management and staff provided a luncheon at their own expense to show their appreciation to the former Board Members for their contributions and support of the Port and staff.

Chamorro Month Celebrations

On Monday, March 17, 2014 the Port of Guam hosted a traditional fiesta event at the Port Administration grounds. Board Chairman Frank Santos provided welcoming remarks and thanked the Port staff for all their creative efforts and contributions to the event.

The Port display included the construction by Port staff of two traditional Chamorro huts and displays featuring traditional cooking, weaving and wood carving demonstrations in line with this year's theme, "*Tånom I Simiyan Irensiã-ta gi Famagu'on-ta*" or Plant the Seeds of Our Heritage Among Our Children.

Silibrasion Mes Chamorro at the Port included the display of a traditional Chamorro dwelling, cultural artifacts and live animals that ranged from ducks, coconut crab, land crabs, turtles, pigs, snake, iguana, goat and a handsome carabao named Buchet.

The Port staff also built an underground oven to cook a pig, Bonita tuna and Mahi Mahi, beef brisket, taro and sweet potato.

The Port's Chamorro display and food was provided and paid for out of personnel funds by the staff and management of the Port.

The Port event provided a memorable experience to travel back to the time of our Chamorro ancestors in honor and celebration of our history.

Inakontran Tinigo Put Irensia, Kottura Yan Fino'Chamorro Knowledge Challenge on Heritage, Culture and Chamorro Language

On Friday, March 21, 2014, as part of the Port's participation in Chamorro Month activities the following Port staff represented the Port at the Inakontran Tinigo Put Irensia, Kottura Yan Fino'Chamorro competition: Deputy GM for Operations, Commercial Specialist Pete Blas, Administrative Officer Frances Aguon, and Planner Work Coordinator Ken Calvo.

The Port competed against the Guam Election Commission. The Port lost in the friendly competition with a score of 9 to 15, with a renewed spirit to win next year.

The final competition winners will be announced on Friday, April 11, 2014 at the Latte of Freedom in Adelup.

XTERRA Guam Championship Race

As reported to the Board during its February 17, 2014 meeting, the XTERRA Guam Champion Event is scheduled for Saturday March 29, 2014. This event will mark the 10th Anniversary of the triathlon championship. The Port has served as one of the sponsors of this event in providing the use of Port Beach as an event site for the beginning and after race activities. The Port's participation has been non-monetary in nature.

According to Commercial Manager Glenn Nelson the Port has prepared and cleaned up Port Family Beach to host this competition.

DPR GovGuam Softball League

The Port participated in the DPR GovGuam Softball League Competition and challenged GPA at a Championship game that was held on Tuesday, March 25, 2014. The Port took 2nd place in this competition with a score of 18-23.

Paddles Against Cancer

The Paddles Against Cancer event sponsored by 76 Circle K was held on Sunday, March 23, 2014 at Matapang Beach. The Port paddling team participated in the event.

Preparation for 70th Liberation Day Festivities

The Port will be participating through the contribution of its staff in the 70th Anniversary Liberation festivities and will be building a float to participate in the parade. The theme for this year's event is "Meggai Na Hinirasion Setbisio Yan Sakrifisia – Generations of Service and Sacrifice".

The Port won second place in the 2013 Float Competition.

Port Safety Issues

Industrial Incident – Forklift

On Monday, February 24, 2014, the GM received an incident report from Safety Inspector II John T. Santos concerning an industrial accident caused by a Forklift puncturing a cement bag.

According to Mr. Santos, Crane Operator Gerald F. Torres was operating a 10-ton forklift #165 on the same day. Mr. Torres was in the process of positioning metal coils that had been discharged below deck on the Pacific Condor. As a result, he punctured a cement bag located behind the metal coil. The report relayed that the vessel was rocking "from the wave action and from shifting hatch cover due to rain."

Mr. Santos determined that the cause of the incident is related to "inattention to conditions such as wave actions, shifting of pontoons due to rain, and slippery deck. These conditions shall warrant taking the time to ensure safe operation within confined spaces."

This Incident has been forwarded to the Accident Review Board with further recommendations to be made to the GM.

Work Injury - Roll Up Door

On Thursday, March 6, 2014, the GM received an incident report from Safety Inspector I Josh Candoleta concerning Cargo Checker Thomas C. Meno who sustained a work injury at the CFS building. According to the report, Mr. Meno had unlatched the chain from the safety hook to close the south side roll-up door when the roll up door came down causing the chain to pull upward. According to the report, Mr. Meno attempted to hold the chain with his hand to control the downward motion of the door and as a result sustained a "laceration, abrasion, and contusion to his right middle, ring, and little fingers from the chain."

Mr. Meno was issued a 101a WCC form and sent to the Guam Memorial Hospital for medical attention. Mr. Meno was also issued a WWC form to complete and a WCC 202 form was also issued to his Cargo Checker Supervisor Frank Cepeda. Mr. Meno was assigned by his doctor to take two days off to address his recovery.

According to Mr. Candoleta, the primary cause of the incident was the action of Mr. Meno to suddenly "release the chain from the safety hook for the rear roll-up door." He also recommended that Mr. Meno and all employees operating the roll-up doors read and follow safety instructions. He concluded his report by stating that gloves be worn by all employees when closing and opening roll-up doors.

This Incident has been forwarded to the Accident Review Board with further recommendations to be made to the GM.

Industrial Incident – Chassis Corrosion

On Friday, March 7, 2014, the GM received an incident reported dated Tuesday, March 04, 2014 from Safety Inspector II John T. Santos concerning Crane Operator III Alfredo Bordallo who

was operating Tractor T-89 and assigned to dray containers that were being discharged from the Matson vessel Manulani to the container yard. Mr. Bordallo was draying chassis #MATZ903656 when a 40' container was being discharged from Gantry 5 onto his chassis when the chassis bucked from corrosion. The incident was also witness by Cargo Checker Ranie Fausto who witnessed the container hitting the left rear of the chassis and the frame buckling due to corrosion.

Mr. Santos determined that the primary cause of the incident was the "extremely corroded and rusted chassis frame due to poor maintenance." Mr. Santos also recommended that the assigned Agent conduct a thorough check on the chassis prior to use.

The GM has also tasked the Deputy GM for Operations to further review this matter to insure that chassis have been inspected and approved by the Port for continued use prior to operations.

This incident has been forwarded to the Accident Review Board for further recommendation to the GM.

Industrial Incident – Gantry 6 Flipper

On Tuesday, March 4, 2014 the GM received a report from Safety Inspector II John T. Santos concerning an industrial incident regarding the Gantry 6 flipper. According to Mr. Santos, Crane Operator Alferdo Bordallo was operating Gantry 6 on Saturday March 1, 2014 while discharging containers from Barge S-2007. During this process, the barge shifted away from the dockside approximately 3 to 4 feet as the result of the tug leaving to barge to assist another departing vessel. Mr. Santos stated in his report that as Mr. Bordallo lowered the spreader to hook up the container, the barge listed from the side due to rough waters and strong winds. Mr. Santos added that "the container corner casting struck the flipper as the barge listed upward causing damage to the flipper." As a result the flipper was bent and out of alignment.

Mr. Santos reported that Mr. Bordallo had notified Heavy Equipment Operator Leader Frank R.J. Cruz of the incident who in turned inform the crane mechanic of the needed repair that was to be addressed after the operation.

Mr. Santos concluded in his report that "crane operators must take necessary precaution during rough seas and strong wind conditions."

This incident has been forwarded to the Accident Review Board for further recommendation to the GM.

The GM has requested the Deputy GM to further investigate this incident as Gantry 6 was used in a following operation without the needed repairs to its flipper.

Industrial Incident – Gantry 6 Spreader

On Tuesday, March 4, 2014 the GM received a report from Safety Inspector I Josh Candoleta concerning an Industrial Incident on Gantry 6 spreader guide and the vessel Manulani. According to Mr. Candoleta, Crane Operator Pete Quichocho had been assigned to Gantry 6 to work on the Matson Manulani. Stevedore Leader Gilbert Santos was assigned as the spotter for Gantry 6. Mr. Candoleta stated in his report that "Mr. Quichocho had set the spreader onto container MAUT 253036-6 in Bay18 below deck, tier six, for discharge. As he was lifting the container, the left flipper guide which was on the upright position got caught onto pontoon causing damages. Mr. Gilbert Santos was on the right side and was not able to see the flipper caught on the pontoon as the container was being lifted."

Mr. Candoleta also relayed that the Gantry 6 flipper had been previously damaged on Saturday, March 1, 2014 and had not been repaired or replaced. He added that the damaged flipper guide has since been removed and was awaiting repair. The identified container was scratched but did not suffer any further damage.

Mr. Candoleta recommended that the crane operator insure that loads have proper clearance during lifts. He also stated that spotters should remain alert and verify clearances of loads before a signal is given. He properly noted that damaged equipment should be taken out of service and properly repaired before any further operations.

This incident has been forwarded to the Accident Review Board for further recommendation to the GM.

Industrial Incident – Tie-Down Turnbuckle

On Monday, March 10, 2014, the GM received a report from Safety Inspector I Josh Candoleta concerning an industrial incident on the Crane 5 tie-down turnbuckle. According to Mr. Candoleta, Crane Operator Edwin Malaga on the same day was operating Gantry 5 at F-5 while working on the vessel Kyowa Cattleya. Mr. Candoleta stated that Mr. Malaga had discharged from Bay 13 and had shifted to Bay 9 when he felt the impact of the tie-down turnbuckle that had not been raised to clear the bunker pit. He added that there were damages to the bunker pit and minor damage to the tie-down turnbuckle. He concluded his report by stating that the crane mechanics "lifted the tie-down turnbuckle to clear high areas of the exposed track."

Mr. Candoleta determined that the primary cause of this incident was the "failure of the crane mechanics to properly raise and secure tie-down turnbuckle to clear high areas along to gantry tracks." He also recommended that the "crane mechanics when conducting pre-maintenance and

pre-inspection checks on Gantry Cranes before vessel operations that all tie-down turnbuckles were properly raised and secured.”

This incident has been forwarded to the Accident Review Board for further recommendation to the GM.

Industrial Incident – 5-ton Forklift #08-41

On Saturday, March 22, 2014, the GM received a report from Safety Inspector John T. Santos concerning an incident that occurred that same day with Stevedore Joseph K. Mesa and Forklift # 08-41.

According to Mr. Santos' report, Mr. Mesa was assigned to operate the Forklift and was asked by Stevedore Kenneth Santos to drop him off at the Stevedoring office. In transit, Mr. Mesa struck the spur rail with the forklift as he had not raised the safety pallet high enough to clear the spur rail. As a result, Mr. Santos fell forward and struck the top of the guard rail injuring his rib cage and falling on this left knee.

Mr. John Santos determined that the cause of this incident was “inattention on the part of the operator for not having sufficient clearances while traveling with safety pallet.”

According to Safety Administrator Frank Roberto, Mr. Kenneth Santos reported to GMH for needed medical attention and the necessary WCC Form 101a, WCC Form 201, WCC Form 202 were issued and completed.

The GM has tasked the Deputy GM for Operations to follow-up on this incident due to the lack of certification of the operator, the supervisor that assigned an uncertified employee to operate the forklift and the negligent action of transporting an employee on the safety pallet that is a safety violation and a practice not allowed for the use of this equipment.

Legislative Matters

Inquiry from Senator Respicio on Port Personnel Matters

On Wednesday, March 12, 2014, the Port GM received an emailed inquiry from Senator Rory Respicio concerning personnel matters of the Port concerning an administrative leave request and denial made by Cargo Checker Clerk Angela Aguigui Yoshida to attend her Grievance Hearing on February 27, 2014 before the Guam Civil Service Commission. He added that “As the Chairman of the Legislative Committee with oversight on labor, I am extremely concerned about

this situation which was brought to my attention as it appears your agency is retaliating against whistle blowers.”

Senator Respicio went on to note “that the Port Authority of Guam Personnel Rules and Regulations Section 9.402 with regards to Administrative Leave states that the Port may grant Administrative Leave for employees to attend Government Meetings on or off island. Furthermore, Section 12.405(a) states that an employee shall be given reasonable official time to present his grievance.”

Senator Respicio went on to relay his understanding of the information provided to his office and wrote that “as Chairman with oversight on all labor issues I will be monitoring this situation closely and intend to notify all proper authorities of what I believe to be clear violations of the law and intentional retaliation against government whistle blowers.”

Monday, March 17, 2014, the GM responded by email to Senator Respicio and provided the following response: “Thank you for your March 12, 2014 email expressing your opinion regarding allegations involving Port Authority personnel matters. The Civil Service Commission’s dismissal of the grievance case to which you refer is a matter of public record. You did though comment further regarding personnel matters that are neither before the Civil Service Commission nor presented to Port Management through procedures provided by the Port’s Personnel Rules and Regulations. As you know, as a matter of policy and respect for the confidentiality of individual issues involving Port employees, I refrain from commenting on such personnel matters. The Guam Legislature has generally respected this standard policy, and I hope you share this same appreciation.”

On Tuesday, March 18, 2014, Senator Respicio relayed that he “would like further clarification on whether the Port has been in full compliance with the Personnel Rules and Regulations Section 9.402 regarding Administrative Leave. This section states that the Port may grant Administrative Leave for employees to attend Government Meetings on or off island. Furthermore, Section 12.405(a) states that an employee shall be given reasonable official time to present his or her grievance.”

As the GM had previously relayed in her Monday, March 17, 2014 response to Senator Respicio’s original inquiry, she would refrain from commenting on such personnel matters.

Informational Request from Senator Tom Ada on Marinas

On Wednesday, March 19, 2014, the Port received a request from Senator Tom Ada regarding the Agana and Agat Marinas in follow-up to the presentation provided by the Port at the Public Hearing held on Thursday, March 13, 2014.

Senator Ada had inquired about #31 Agat Marina Dock A Repairs - \$250k, #33 Agat Marina Loading Dock Structure Repairs - \$250k and #35 – Renovation of the harbor of Refuge \$3M. The GM had informed Senator Ada at the hearing that these projects were federally funded.

He went on to request further information regarding the grants received for these projects, more specifically:

1. Grant Number(s)
2. Amount
3. Date of award, and
4. Expiration of award.

On Friday, March 21, 2014, the GM provided a response to Senator Ada with the following information:

#31 – Agat Marina Dock “A” Repairs

- | | |
|-------------------------|---|
| 1. Grant Number: | 12-SFF II-01 |
| 2. Amount: | \$250,000 West Pac
\$282,100 PAG Share |
| 3. Date of Award: | 10/15/2012 |
| 4. Expiration of Award: | 9/30/2014 |

#33 - Agat Marina Dock C & D Renovation & Repairs

- | | |
|-------------------------|----------------------------|
| 1. Grant Number: | D14AP00020/GUAM-CIP-2014-1 |
| 2. Amount: | \$939,484 |
| 3. Date of Award: | 10/1/2013 |
| 4. Expiration of Award: | 9/30/2018 |

#35 – Renovations to Harbor of Refuge

The GM provided clarification that the grant amount for the Harbor of Refuge project is actually \$100,000 not \$3M as indicated in Senator Ada's letter.

- | | |
|-------------------------|------------|
| 1. Grant Number: | F13AP01023 |
| 2. Amount: | \$100,000 |
| 3. Date of Award: | 10/1/2013 |
| 4. Expiration of Award: | 9/30/2015 |

Legislative Hearing for Board Appointee Oscar A. Calvo

On Wednesday, March 26, 2014, the Port received notice from Senator Tom Ada, Chairman of the Committee on Public Safety, Infrastructure and Maritime Transportation, that a public hearing is scheduled to hear the appointment of Mr. Oscar A. Calvo to serve as a member of the Port Board of Directors. The hearing is scheduled for Wednesday April 1, 2014 at 9:00 a.m. at the Legislative Public Hearing room.

Freedom of Information Act

Request from Bernadette Meno

On Wednesday, March 05, 2014, the Port received a request from Ms. Bernadette Meno for the following information:

“Executive Session transcripts of the Port Authority of Guam Board of Directors meetings that occurred on April 10, 2013; April 30, 2013; May 9, 2013; May 21, 2013; June 24, 2013; July 25, 2013; August 2, 2013 and August 22, 2013.”

On Tuesday, March 11, 2014, the Port provided a response back to Ms. Meno

Request from Bernadette Meno

On Wednesday, March 5, 2014, the Port received a request from Ms. Bernadette Mneo for the following information:

“Copies of all invoices submitted by the law firm of Phillips and Bordallo for work completed during the months of December 2012 to present.”

Ms. Meno also relayed that under the law the burden is on the agency to sustain its actions in redacting information contained in the invoices.

On Tuesday, March 11, 2014 the Port provided a response back to Ms. Meno with regards to her request.

Request from Bernadette Meno

On Tuesday, March 11, 2014, the Port received a request from Ms. Bernadette Meno for the following information:

It is requested that a list be provided of all new employees hired, employees promoted and employees reclassified since January 1, 2013, to include:

1. Employee Name
2. Position Title
3. Date Hired, Promoted and/or Reclassified
4. Salary of new hires
5. For promotions and reclass please include old salary and new salary as well as old position title and new position title
6. Civil Service Commission Status (i.e., Classified, Unclassified, Short-Term Appointments (Casual))

The Port provided a response on Monday, March 17, 2014 and relayed the following information:

PAG does not have any documents responsive to your request pursuant to Title 5 of the Guam Code Annotated §10102(d) and §10108(c). However, for your information and convenience we have attached a copy of PAG's current staffing pattern as of December 31, 2013.

Request from Bernadette Meno

On Wednesday, March 12, 2014, Ms. Bernadette Meno requested clarification of the Port's response on the legal billings provided by her previous FOIA request. She sent her inquiry to Administrative Service Officer Margret Duenas.

The Port did not provide a response to this inquiry by Ms. Meno as she did not ask for public documents in her request.

Request from Bernadette Meno

On Tuesday, March 18, 2014, Ms. Bernadette Meno sent another FOIA request in follow-up to the Port's response that was provided on Monday, March 17, 2014.

She revised her request to state that she wanted "any and all documents related to the processing of all new employees hired, employees promoted and employees reclassified since January 1, 2013, to include:

1. Employee Name
2. Position Title
3. Date Hired, Promoted and/or Reclassified
4. Salary of new hires
5. For promotions and reclass please include old salary and new salary as well as old position title and new position title
6. Civil Service Commission Status (i.e., Classified, Unclassified, Short-Term Appointments (Casual))"

On Monday, March 24, 2014, the Port provided the following response to Ms. Meno:

The Port Authority of Guam (PAG) received your email correspondence dated March 18, 2014 requesting documents via electronic copies of the above referenced matter. Title 5 of the Guam Code Annotated §10102(d) defines public records as follows:

Public records includes any writing containing information relating to the conduct of the public's business prepared, owned, used, or retained by any state or local agency in any format, including an electronic format.

However 5 G.C.A. §10108(c) printed verbatim below, limits the disclosure of personnel records.

Except as provided in § 10109 of this Chapter, nothing in this Chapter shall be construed to require disclosure of records that are any of the following:

(c) Personnel, medical, or similar files, the disclosure of which would constitute an unwarranted invasion of personal privacy. All information regarding salary, and the name, and worksite mailing address of each employee and public official shall be public record.

The Port also provided its most recent staffing pattern dated December 31, 2013.

Request from Bernadette Meno

On Tuesday, March 18, 2014, the Port received a FOIA request from Bernadette Meno concerning the Port's March 11, 2014 response to her March 5, 2014 inquiry concerning Board Executive Session transcripts.

Ms. Meno relayed that "I received your March 11, 2014 response to my original Freedom of Information Request dated March 5, 2014. This is to notify you that the documents you sent me are not in compliance with 5GCA Chapter 8, the "Open Government Law."

She further relayed that "The documents of the executive session transcripts you gave to me include redacted material. Please note that the law DOES NOT allow for any redaction of executive session transcripts. In fact, the only time you are allowed to deny the release of transcripts in full is if you have a court order. I am not aware of any court order allowing you to redact information in those documents even if they contain personnel matters."

The Port did not provide a response to this inquiry by Ms. Meno as she did not ask for public documents in her request.

Request from Bernadette Meno

On Friday, March 21, 2014 the Port received a FOIA request from Bernadette Meno requesting the following information:

Any and all records of distressed vessels made over the past two years.

Request from Bernadette Meno

On Monday, March 24, 2014, the Port received a FOIA request from Bernadette Meno stating that the Port's previous response to her FOIA did not comply with her request.

She requested the following information:

I am requesting for copies of all GG1s otherwise known as Personnel Actions (with private information such as social security number or date of birth redacted) related to the processing of all new employees hired, employees promoted and employees reclassified since January 1, 2013, to include:

1. Employee Name
2. Position Title
3. Date Hired, Promoted and/or Reclassified
4. Salary of new hires
5. For promotions and reclass please include old salary and new salary as well as old position title and new position title
6. Civil Service Commission Status (i.e., Classified, Unclassified, Short-Term Appointments (Casual))"

Note: Pages 30 thru 32 are Personnel Related Matters

**FEDERAL GRANT/LOANS & LOCAL FUNDING PROGRAMS
 FY2013 Port Modernization Plan
 Grant Strategy - Monthly Update**

March 26, 2014

Summary Sheet of Funding/Financing

	On-hand	Expenditures	Remaining Balance	NOTES
Port Modernization				
Grants	\$ 55,220,000.00	\$ 15,577,633.35	\$ 39,642,366.65	\$48.5M Port Enterprise Fund
Security	\$ 8,376,401.28	\$ 2,390,944.47	\$ 5,985,456.81	
Marinas	\$ 2,869,999.05	\$ 1,560,515.05	\$ 1,309,484.00	
Grand Totals:	\$ 66,466,400.33	\$ 19,529,092.87	\$ 46,937,307.46	

Applications/Approvals Pending

		NOTES
Modernization	N/A	
Security	\$ 651,314.15	Hazard Mitigation Program
Marinas	\$ 261,000.00	BIG Tier I; Clean Vessel Act Sport Fishing Program
Grand Totals:	\$ 912,314.15	

PORT AUTHORITY OF GUAM - FEDERAL GRANT FUNDING PROGRAMS
Wednesday, March 26, 2014

I. Port Modernization

ITEM	GRANT #	PROJECT NAME	Federal or Local Agency	Notice to Proceed	% Completed	Award Date / End Date	Award Amount	Draw Down Submitted	Remaining Balance	STATUS
FY2009 01	GUAM CIP 2009-1-GR070144	Preliminary Engineering & Environmental Studies for the DLG Commercial Port Facilities	Department of Interior Office of Inland Affairs (DOI/OIA)	06/22/09	100.0%	3/18/2009 - 3/18/2014	\$ 2,000,000.00	\$ 2,000,000.00	\$ -	CLOSED
FY2010 01	Port Enterprise Fund	Guam Commercial Port Improvement Program	DO to DOI Maritime Administration Agency (MARAD)	09/22/10	18.9%	9/22/2010 - 9/22/2015	\$ 48,500,000.00	\$ 9,183,286.26	\$ 39,316,713.74	Transferred to the Port Enterprise Fund on 09/22/2010. As of 7/27/2012, DO has transferred to Project SSMA. Total for Contract 454 5M. Total for MARAD Admin 51.5M. EA Engineering 50,183,286.26. Pending Contract Obligations 5,033,137.00. Version: 9/23/2013 PAC Financial Dashboard
FY2010 03	GR0706-10-10	Project Controls and Program Accountability Services	Office of Economic Adjustment (OEA) DoD	10/01/10	85.1%	10/1/2010 - 9/30/2013 Extension approved 9/30/2013 approved 11/20/2014	\$ 750,000.00	\$ 638,368.20	\$ 111,631.80	
FY2010 04	Guam GI 7010-1	Implementation of Programs and Projects Relevant to the Port Modernization Program	Department of Interior Environmental and Related Agencies Appropriations Act 2010 (DOI/OIA)	10/25/10	100.0%	9/28/2010 - 9/28/2015	\$ 2,000,000.00	\$ 2,000,000.00	\$ -	CLOSED
FY2011 01	GR0706-11-12	Owner's Agent Engineer Support Services	Office of Economic Adjustment (OEA) DoD		86.1%	4/01/2011 - 3/31/2012 Extension approved 01/31/2014 approved 11/30/2014	\$ 1,970,000.00	\$ 1,755,976.89	\$ 214,023.11	\$104,194.23 pending reimbursement

GRAND TOTAL GRANTS FOR MODERNIZATION: \$ 55,220,000.00 \$ 15,577,633.35 \$ 39,642,366.65

II. SECURITY

ITEM	GRANT #	PROJECT NAME	Federal or Local Agency	Notice to Proceed	% Completed	Award Date / End Date	Award Amount	Draw Down Submitted	Remaining Balance	STATUS
FY2008 01	2008 GB 18 01 48	Acquisition of Interoperable Communication Equipment	The Department of Homeland Security Office of Grants and Training (DHS OGT/1)	Notice to Proceed was given in early 2009	100.0%	08/01/2008 - 05/31/2013	\$ 573,693.97	\$ 573,693.97	\$ -	Close out documents completed
FY2009 02	2008 GB 18 148	Comprehensive Port Wide Video Surveillance System	The Department of Homeland Security Office of Grants and Training (DHS OGT/1)	Notice to Proceed given in early 2009	0.0%	08/01/2008 - 05/31/2013	\$ 556,236.69	\$ 556,236.69	\$ -	Close out documents completed
FY2009 02	2009 PU 19 0043	1) 7 Access Control/Secured Credentialing System with TWIC Reader Capability	PSGP	03/01/10	5.0%	2/2009 - 12/31/2013	\$ 622,811.62	\$ 31,442.00	\$ 591,369.62	Access Control System should be 100% complete once glass doors of the GM, Procurement/Marketing, and Accounting are installed. Full project completion is expected on or before March 31, 2014
FY2009 03	2009 PU 19 0043	1) 3 Communication Duct Bank Work (formerly Radar/Intrusion Detection System)	PSGP	03/01/10	54.5%	2/2009 - 12/31/2013	\$ 600,812.50	\$ 327,211.00	\$ 273,601.50	FUTURE/LEA Macro During throughout the entire Port compound is 100% complete. Currently in testing stage with an eventual training session scheduled for August 2014 (FY2014)
FY2009 04	2009 PU 41 0164	Renovation/Upgrade of Existing Port Police Building to Serve as the PAC's Maritime and Port Security Operations Center	President's ARMA Supplemental PSGP	04/12/10	99.1%	09/2009 - 01/31/13	\$ 910,539.50	\$ 902,156.44	\$ 8,383.06	Final Financial Status Report Submitted. Final CAPR completed and submitted.
FY2010 01	2010 PU 10 0080	1) 1 Command and Control Integration of CCTV Security Surveillance, Access Control/Secured Credentialing, Radar/Intrusion/Detection, and TWIC Readers System.	PSGP	07/10/11	0.0%	06/01/10 - 05/31/2014	\$ 2,257,500.00	\$ 113,337.00	\$ 2,144,163.00	Command and Control System will be installed in the various locations with the main control room at the Port Command Center. Although the project will be completed in May 1, 2014 and the grant's performance end date is May 31, 2014, Strategic Planning will request for a 3 month extension (end date August 2014) to provide a cushion in the final reporting an close out process.
FY2011 01	EMW 2011 PU 00200-501	1) 1 Upgrade of Emergency Back-up Generation to Support Maritime and Port Security Management and Operations	PSGP	09/01/11	0.0%	09/01/2011 - 08/31/2014	\$ 867,141.00	\$ -	\$ 867,141.00	The Port reviewed and approved the submission of USA Contractors, Inc. and issued the GC review and approval and issued the bid due to 1) vendor price exceeded budgeted amount and 2) non compliance to the SOW/KW generator requirements. The Port also recommended to purchase the generator, ATS, and day tanks via Fed GSA Schedule 45, 383 2 which is almost \$400,000.00 lower than US Contractors, Inc.'s bid.
FY2011 02	EMW 2011 PU 00200-501	1) 2 Mobile Carport and Vehicle EBRNE Detection and Screening System	PSGP	09/01/11	0.0%	09/01/2011 - 08/31/2014	\$ 1,515,790.00	\$ -	\$ 1,515,790.00	Current bid in stay status due to MEGPharm's protest. The Port has determined that the protest is baseless and recommended that GSA deny the protest and move forward with procurement of this critical equipment.

FFY2013	Pending	CMU Walk & Heavy Duty Chain Link Security Fencing	FEMA Post-Disaster Security Grant Program	Notification of Award Issued 8/24/2013 by DHS Preparedness Grant Program Announcement	0.0%	8/24/2013	8/24/2015	\$	461,712.00	\$	461,712.00	\$	461,712.00	Phase 1 of the CMU Wall project is currently in the RFP process. Phase 2 will be coordinated with MARM/EA to coincide with Phase 3 of the GCFI project. Several options will be presented to FEMA Program Manager to utilize funds to install perimeter fencing to the remaining area of the entire Port facility.
GRAND TOTAL FOR SECURITY:														
\$ 8,376,404.28 \$ 2,390,944.47 \$ 5,985,456.81														

III. MARINAS

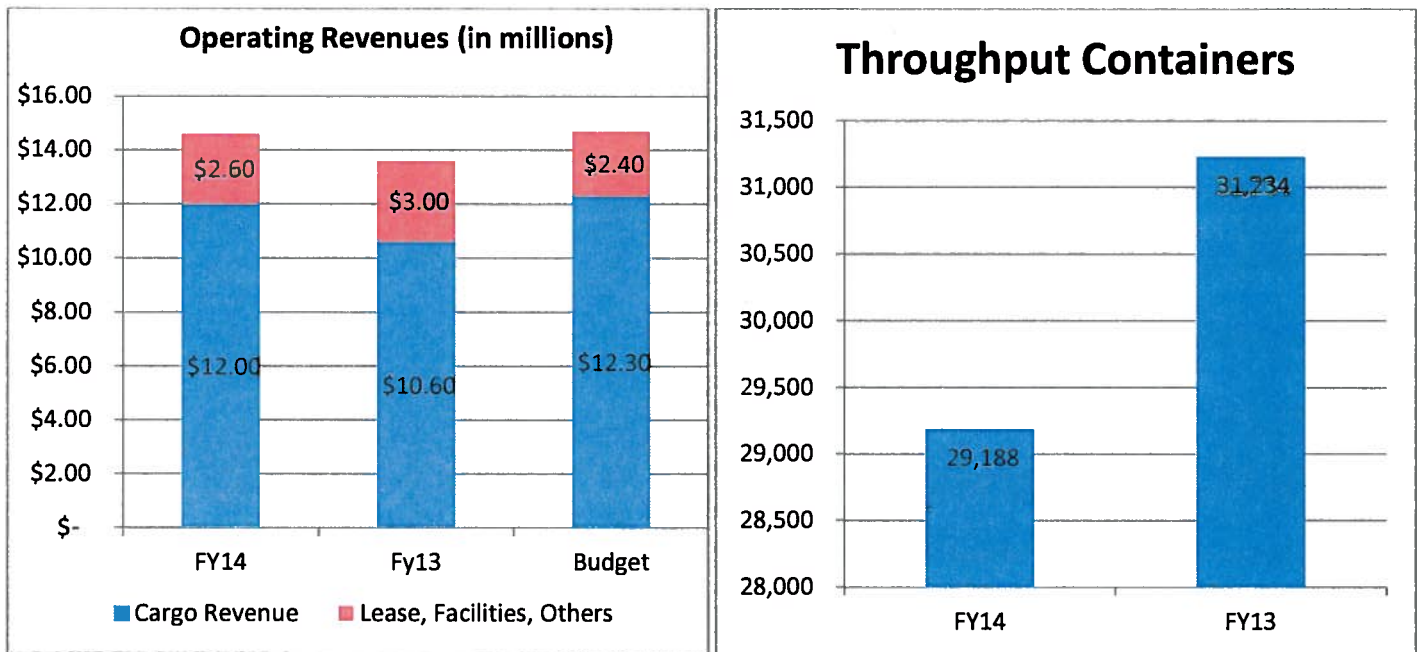
ITEM	GRANT #	PROJECT NAME	Federal or Local Agency	Notice to Proceed	% Completed	Award Date / End Date	Award Amount	Draw Down Submitted	Remaining Balance	STATUS:
FFY2013-01	12-MF-H-01	Agul Marina "Dock A" Repairs	NOAA Commission on Fisheries	10/01/12	0.0%	SEP 11, 2012 - *Sep 30, 2014	\$ 250,000.00	\$	\$ 250,000.00	Awarded to Rex International, NTP October 21, 2013. Contractor has 151 days to complete this project.
FFY2013-02	Guam CIP 2012-1	Gregorio D. Perez Marina Actual Renovation & Ship Improvements - Phase II	Department of Interior Office of Insular Affairs (DOI/OIA)	07/27/12	100.0%	FEB 22, 2013 - FEB 22, 2017	\$ 1,560,515.05	\$ 1,560,515.05	\$	CLOSED
FFY2014-01	D14AP00030/Guam CIP 2014-1	Agul Marina Dock "C & D" Repairs	Department of Interior Office of Insular Affairs (DOI/OIA)	03/17/14	0.0%	10/17/2013 - 9/30/2018	\$ 939,484.00	\$	\$ 939,484.00	RFP issued for advertisement on 5/28/2014
FFY2013-03	F104E00014	Agul Small Boat Marina 1/16th Utility Boom	USMFA/Sport Fish Restoration/Dept of AG/DANWR	08/13/13	0.0%	July 2012 / September 2013 *Pending Notification of extension to Sept 30, 2014	\$ 20,000.00	\$	\$ 20,000.00	*NOTE: PAG received Work Request from Dept of AG/DANWR, which authorized work & certified funds on August 13, 2013. PAG was allowed not to proceed with project until official amendment letter for grant extension is received.
FFY2013-01	F13AP01003	Harbor of Refuge A/E Design & Environmental Studies	USMFA/Sport Fish Restoration/Dept of AG/DANWR	Pending MOU, Work Order Request & Contract Agreement	0.0%	10/17/2013 - 9/30/2015	\$ 100,000.00	\$	\$ 100,000.00	PAG in receipt of draft MOU & NOA. Draft MOU is being review by Port Legal Counsel.
GRAND TOTAL FOR MARINAS:										
\$ 2,869,899.05 \$ 1,560,515.05 \$ 1,309,484.00										

IV. OTHER

ITEM	POTENTIAL FUTURE GRANTS	PROJECT NAME	Federal or Local Agency	COMMENTS:	PAG Estimated Cost Share	Federal Cost Share %	Total Amount
2	FFY2013/2014	Agul Small Boat Marina 1/Concrete Catwalk	USMFA/Sport fishing Program/Dept of AG/DANWR	PENDING notification of funds from Dept of AG/DANWR	\$	SOW & Estimates provided to Dept of AG/DANWR.	\$ 60,000.00
3	FFY2014	Agul Marina Small Boat Marina Pump Out System & Station	USMFA/Clean Vessel Act/Dept of AG/DANWR	PENDING notification of award from Dept of AG/DANWR.	\$		\$ 61,000.00
4	FFY2013	Pre-Disaster Mitigation Grant Program - PAG Mitigation Project	FEMA	The PAG's Sub-Grantee for the above mentioned project was notified that the sub-grantee was not eligible for the sub-grant as the sub-grantee was not on the FEMA Grants Portal on 10/07/13.	\$ 162,828.54	488,485.61	\$ 651,314.15
GRAND TOTAL FOR OTHER							\$ 772,314.15
					\$ 162,828.54	\$ 488,485.61	\$ 772,314.15

Financial Highlights – YTD January FY2014

Operating Performance:



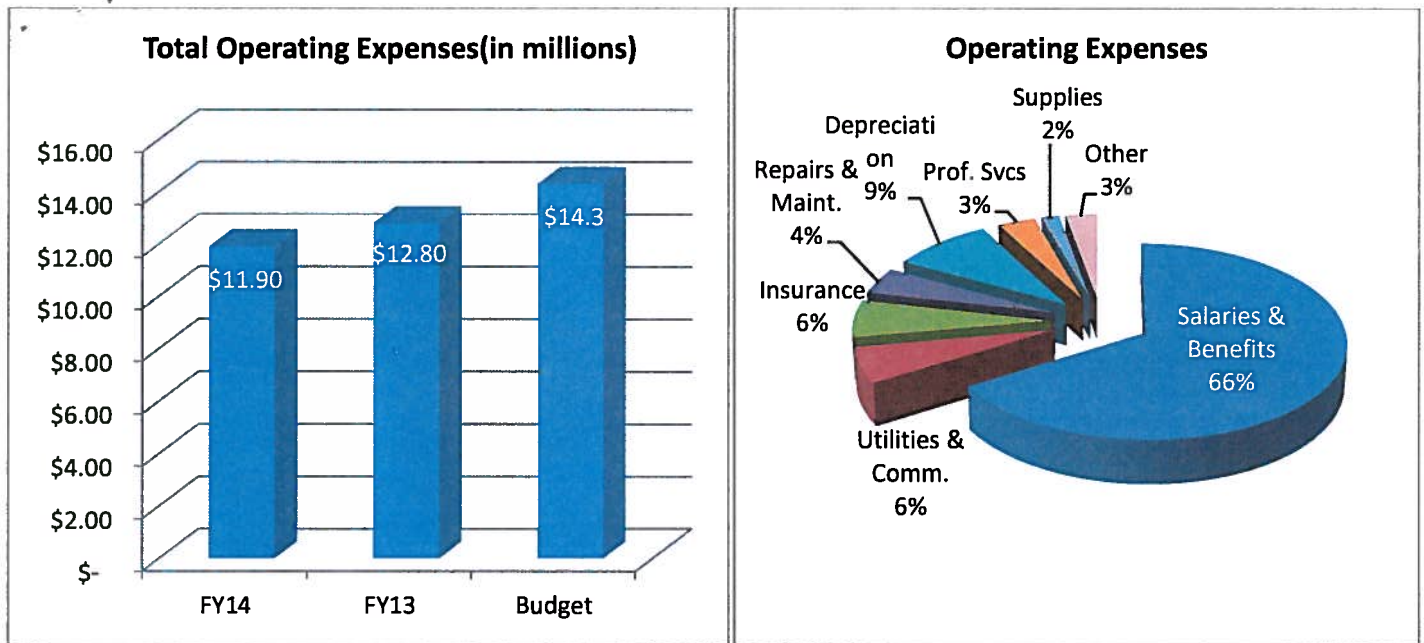
Total Operating Revenues as of January 2014 was \$14.6 million, which consist of \$12 million in cargo revenues and \$2.6 million in Facilities, Leases, and Other Services.

FY14 YTD cargo revenue is 13% higher than last year's total (\$10.6mil) and 3% lower than Budget (\$12.3mil).

FY14 YTD Facilities, Leases, and Other Services as of January is 14% lower than last year (\$3 mil) and 7% higher than budget (\$2.4 mil).

Overall Operating Revenues as of January is 1% lower than Budget (\$14.7 mil) and 7% higher than last year's year to date January (\$13.6 mil).

Total number of containers handled as of January 2014 was 29,188 which is 13% lower compared to last year January total 31,234.



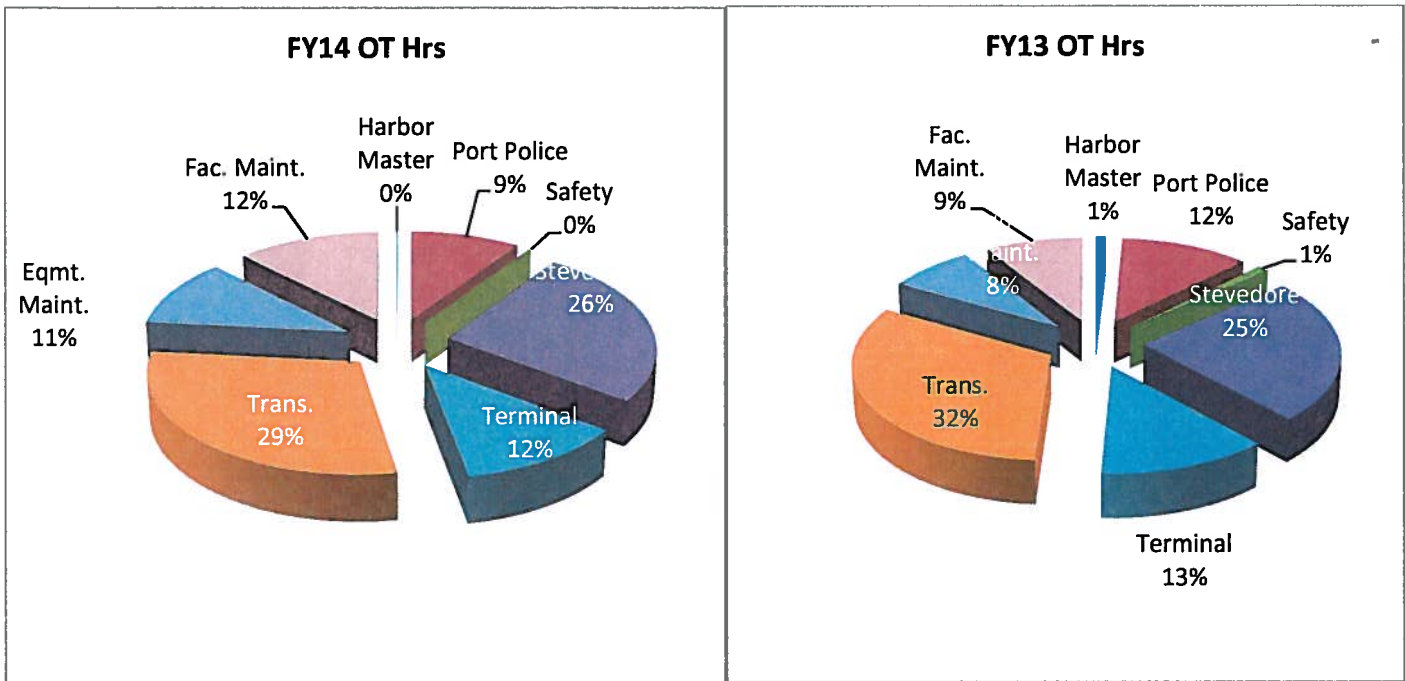
Total Operating Expenses as of January 2014 was \$11.9 million, which is 17% lower than Budget (\$14.3 mil) and 7% lower than last year's total operating expenses (\$12.8 mil).

Total Overtime as of January 2014 was \$475 thousand which is 12% lower than last year January (\$540k). Direct Labor Revenue as of January was \$881 thousand, which is 8% lower than last year and 4% higher than budget. Direct Labor charges are for services performed by Port employees under special service request and differentials under the throughput.

Below is the breakdown of overtime for each division/section for FY14 and FY13 as of January:

Sections	FY2014	FY2013	Budget	OT/HOL Revenue
Harbor Master	429	4,667	1,667	0
Port Police	44,599	63,247	16,667	29,738*
Safety	116	5,818	2,000	0
Stevedore-Cargo Handling	115,453	125,539	35,487	88,434
-Rigger	6,726	6,889	2,500	4,515
Terminal	56,932	68,411	16,667	80,037
Trans-Superintendent	25,781	25,208	13,417	0
-Crane Operators	35,081	46,841	16,917	21,315
-Equipment Oper.	70,235	91,040	25,667	82,866
-Dispatcher	8,484	11,026	2,333	0
Maint.-Crane Maint.	33,889	24,425	13,648	0
-Preventive Maint.	9	1,251	3,333	0
-Fleet Maint.	15,354	12,730	7,500	0
-Welders	2,983	4,461	9,167	0
Facility Maint.-Building	2,203	1,868	1,833	426
-Elect./Refr.	56,743	46,062	6,667	0
TOTAL	475,018	539,483	175,469	307,331

*Port Police OT Revenue is due to Passenger Vessels or under special service request. Electricians revenue is due to special service requests.



Year to date Operating Revenues minus the Year to date Operating Expenses resulted to an Operating Income of \$2.7 million as of January 31, 2014.

Non Operating Revenues and Expenses consist of the following: \$727k-Retirement contribution for COLA, Supplemental and Medical/Dental/Life Insurance expenses, \$296k-Interest expense on loans, \$91 Loss on Asset (survey 3 sidelifers 1998), \$1.9M-Federal Reimbursements and \$135k Interest Income. The net total of non operating expenses and revenues as of January is a positive \$909k.

The Total Net Income as of January is \$3.6 million.

Accounts Receivable Trade (net) as of January 31, 2014 is \$6.5 million.

Aging Status is a follows: 82% - Current, 9% - over 30 days, 3% - over 60 days, 1 - over 90 days and 5% - over 120 days.

Accounts Payable Trade as of January 31, 2014 is \$1.8 million which is 9% lower than last month ending balance of \$2 million.

**Port Authority of Guam
Income Statement
With Budget Comparison (Unaudited)
4 Months Ending 1/31/14**

	Current Month		Last Year		Budget		Chng		Year to Date		Last Year to Date		Chng	
	Actual	%	Actual	%	Actual	%	Actual	%	Actual	%	Actual	%	Actual	%
OPERATING REVENUES														
CARGO THROUGHPUT REVENUES														
CT- CHASSIS	476,087	12.4	465,112	14.2	613,949	-22.5	1,637,208	11.2	2,122,954	15.6	2,455,796	-33.3		
CT-GROUND	1,061,443	27.8	796,698	24.3	843,181	25.9	4,002,663	27.4	3,525,388	25.9	3,372,724	18.7		
CT-BREAKBULK	65,865	1.7	15,272	0.5	54,446	21.0	257,337	1.8	166,958	1.2	217,784	18.2		
CT-UNITIZED			2,434	0.1	961	-100.0	10,800	0.1	4,205	0.0	3,844	181.0		
CT-TUNA		0.0		0.0				0.0		0.0		0.0		
CT-RO/RO	65,074	1.7	6,695	0.2	43,056	51.1	175,316	1.2	196,774	1.4	172,224	1.8		
CT-STUFFING/DEVAN	4,353	0.1	19,831	0.6	9,243	-52.9	16,123	0.1	56,365	0.4	36,972	-56.4		
CT-HEAVYLIFT	4,292	0.1	108	0.0	2,037	110.7	5,275	0.0	4,532	0.0	8,148	-35.3		
CT-LONGLENGTH	35	0.0	2,178	-98.4	2,178	-98.4	158	0.0	1,095	0.0	8,712	0.0		
OUT-OF-GAUGE CARGO (OOG)	6,550	0.2	7,100	0.2	9,069	-27.8	29,750		30,950		36,276	0.0		
	1,683,700	44.0	1,313,250	40.1	1,578,120	6.7	6,134,631	42.0	6,111,220	44.9	6,312,480	-2.8		
CARGO THROUGHPUT REVENUES														
OTHER CARGO RELATED REVENUES														
LIFT ON/LIFT OFF	11,327	0.3	378	0.0	948	0.0	18,556	0.1	378	0.0	3,792	0.0		
PRESLUNG	10,505	0.3	8,055	0.2	6,952	51.1	38,719	0.3	32,201	0.2	27,808	39.2		
EXPORT SCRAP CONTAINER		0.0		0.0				0.0		0.0		0.0		
TRANSSHIP CONTAINERS	191,250	5.0	153,266	4.7	194,222	-1.5	620,170	4.2	766,145	5.6	776,888	-20.2		
OVERSTOWED CONTAINERS	10,935	0.3	15,064	0.5	16,363	-33.2	32,532	0.2	64,564	0.5	65,452	-50.3		
SHIFTED CONTAINERS		0.0	449	0.0	390	0.0	513	0.0	1,293	0.0	1,560	-67.1		
RIGGED CONTAINERS	2,709	0.1	2,370	0.1	2,851	-5.0	10,947	0.1	9,555	0.1	11,404	-4.0		
REEFER CNTR-PLUG/UNPLUG	8,775	0.2	4,845	0.1	8,303	0.0	33,960	0.2	31,650	0.2	33,212	0.0		
DIRECT LABOR BILLED	249,844	6.5	204,042	6.2	212,890	17.4	881,957	6.0	959,124	7.0	851,560	3.6		
EQUIPMENT RENTAL	14,057	0.4	12,768	0.4	12,808	9.8	74,057	0.5	47,331	0.3	51,232	44.6		
PORT FEES & DOCKAGE	383,998	10.0	29,156	0.9	29,424	-16.7	102,233	0.7	124,876	0.9	117,696	-13.1		
WHARFAGE	52,626	1.4	41,895	1.3	369,329	4.0	1,458,058	10.0	1,414,010	10.4	1,477,316	-1.3		
FUEL SURCHARGE	14,276	0.4	11,722	0.4	48,975	7.5	184,018	1.3	190,089	1.4	195,900	-6.1		
MARITIME SECURITY FEE	125,865	3.3	83,474	2.5	15,088	-5.4	53,633	0.4	60,651	0.4	60,352	-11.1		
FACILITY MAINTENANCE FEE	494,486	12.9	324,445	9.9	459,360	0.0	473,380	3.2	483,378	3.5	501,380	-5.6		
CRANE SURCHARGE							1,900,917	13.0	324,445	2.4	1,837,440	3.5		
	1,595,166	41.7	1,147,621	35.0	1,503,248	6.1	5,883,651	40.3	4,509,690	33.1	6,012,992	-2.2		
OTHER CARGO RELATED REVENUES														
	3,278,866	85.7	2,460,870	75.1	3,081,368	6.4	12,018,282	82.2	10,620,910	78.0	12,325,472	-2.5		

Port Authority of Guam
Income Statement
With Budget Comparison (Unaudited)
4 Months Ending 1/31/14

Current Month Actual	% Chng	Last Year Actual	% Chng	Budget	% Chng	Year to Date		Last Year to Date		Budget	% Chng
						Actual	%	Actual	%		
NON OPERATING REVENUES											
FACILITIES											
103,640	2.7	156,162	4.8	90,679	0.0	371,335	2.5	418,709	3.1	362,716	0.0
178,478	4.7	202,460	6.2	213,595	0.0	1,061,155	7.3	829,630	6.1	854,380	0.0
90,189	2.4	92,576	2.8	79,118	14.0	393,186	2.7	389,225	2.9	316,472	24.2
92,105	2.4	84,252	2.6	93,354	-1.3	210,210	1.4	373,962	2.7	373,416	-43.7
5,638	0.1	5,881	0.2	5,819	-3.1	22,552	0.2	23,524	0.2	23,276	-3.1
3,147	0.1	3,178	0.1	3,433	-8.3	13,141	0.1	14,723	0.1	13,732	-4.3
16,721	0.4	19,108	0.6	20,442	-18.2	76,907	0.5	80,082	0.6	81,768	-5.9
5,059	0.1	3,265	0.1	4,530	11.7	17,349	0.1	15,924	0.1	18,120	-4.3
90,842	2.4	218,346	6.7	58,333	0.0	345,647	2.4	706,839	5.2	233,332	0.0
565,818	15.3	785,229	24.0	569,303	2.9	2,511,482	17.2	2,852,618	20.9	2,277,212	10.3
OTHER FEES & SERVICES											
CLAIMS FEE											
0.0	0.0	0.0	0.0	0.0	0.0	13,873	0.1	0.0	0.0	0.0	0.0
0.0	0.0	0.0	0.0	178	0.0	0.0	0.0	1,681	0.0	712	0.0
3,290	0.1	3,121	0.1	4,591	0.0	10,129	0.1	24,312	0.2	18,364	-44.8
2,666	0.1	3,164	0.1	2,517	0.0	6,872	0.0	12,726	0.1	10,088	-31.7
8,927	0.2	10,299	0.3	24,486	-63.5	35,806	0.2	47,990	0.4	97,944	-63.4
16,568	0.4	12,353	0.4	0.0	0.0	52,855	0.4	58,571	0.4	0.0	0.0
31,450	0.8	28,937	0.9	31,772	-1.0	119,535	0.8	145,280	1.1	127,088	-5.9
ADMINISTRATIVE FEES & SERVICES											
1,922	0.1	1,114	0.0	1,293	0.0	7,684	0.1	3,357	0.0	5,172	0.0
REIMBURSEMENTS											
(73,521)	-1.9	0.0	0.0	4,417	0.0	(42,683)	-0.3	0.0	0.0	17,668	0.0
0.0	0.0	0.0	0.0	0.0	0.0	0.0	0.0	0.0	0.0	0.0	0.0
0.0	0.0	0.0	0.0	0.0	0.0	0.0	0.0	0.0	0.0	0.0	0.0
0.0	0.0	0.0	0.0	0.0	0.0	0.0	0.0	0.0	0.0	0.0	0.0
0.0	0.0	0.0	0.0	0.0	0.0	2	0.0	4	0.0	0.0	0.0
(73,521)	-1.9	0	0.0	4,417	0.0	(42,680)	-0.3	4	0.0	17,668	0.0
545,669	14.3	815,280	24.9	606,785	-10.1	2,596,021	17.8	3,001,260	22.0	2,427,140	7.0
3,824,535	100.0	3,276,150	100.0	3,688,153	3.7	14,614,303	100.0	13,622,170	100.0	14,752,612	-0.9

Port Authority of Guam
Income Statement
With Budget Comparison (Unaudited)
4 Months Ending 1/31/14

	Current Month		Last Year		Year to Date		Last Year to Date		Chng	
	Actual	%	Actual	%	Actual	%	Actual	%		
INDIRECT COSTS										
General & Administrative Expen										
Salaries & Wages	(1,384,463)	-36.2	(2,139,448)	-65.3	(5,274,174)	-36.1	(6,020,177)	-44.2	(5,750,324)	-8.3
Insured Benefits	(113,667)	-3.0	(119,386)	-3.6	(435,096)	-3.0	(420,408)	-3.1	(380,276)	14.4
Retirement Benefits	(423,713)	-11.1	(617,380)	-18.8	(1,626,927)	-11.1	(1,770,152)	-13.0	(1,593,576)	2.1
Other Benefits	(113,507)	-3.1	(102,023)	-3.1	(432,519)	-3.0	(408,128)	-3.0	(500)	86,404
Other Personnel Costs	(67,366)	-1.8	(58)	0.0	(10,833)	0.0	(735)	0.0	(43,332)	151.9
Communications	(6,435)	-0.2	(4,976)	-0.2	(24,141)	-0.2	(30,132)	-0.2	(34,716)	-30.5
Leases/Rentals		0.0		0.0		0.0		0.0		0.0
Utilities	(188,807)	-4.9	(74,962)	-2.3	(688,747)	-4.7	(703,103)	-5.2	(946,164)	-27.2
General Insurance	(178,440)	-4.7	(167,202)	-5.1	(751,260)	-5.1	(668,807)	-4.9	(830,476)	-9.5
Repairs & Maintenance		0.0		0.0		0.0		0.0		0.0
Repairs & Maintenance	(19,205)	-0.5	(30,512)	-0.9	(55,460)	-0.4	(96,533)	-0.7	(267,504)	-77.1
Repairs & Maintenance-Subic Cr	122,560	3.2	20,098	0.6	(79,231)	-0.5	(96,533)	-0.7	(242,128)	-60.4
Repairs & Maintenance-Pola 14	(118,311)	-3.1			(160,862)	-1.1	(438,248)	-3.2	(200,000)	
Repairs & Maintenance-Pola 16	(68,666)	-1.8			(111,166)	-0.8			(229,552)	
Repairs & Maintenance-Pola 17	(85,274)	-2.2			(128,631)	-0.9			(229,552)	
Repairs & Maintenance-Pola 17	(388,764)	-10.2	(517,990)	-15.8	(1,092,404)	-7.5	(1,446,300)	-10.6	(1,535,504)	-28.9
Depreciation & Amortization	117	0.0	1,436	0.0	117	0.0	(1,614)	0.0	(27,336)	-100.4
Damage, Shortage, Writedown & Supplies	(41,667)	-1.1	(41,975)	-1.3	(191,361)	-1.3	(247,701)	-1.8	(523,440)	-63.4
Miscellaneous	(2,484)	-0.1	(2,212)	-0.1	(11,316)	-0.1	(8,671)	-0.1	(101,060)	0.0
Advertising		0.0		0.0		0.0		0.0		0.0
Agency & Management Fees	(45,130)	-1.2	(45,805)	-1.4	(229,547)	-1.6	(174,141)	-1.3	(176,112)	30.3
Professional Services	(88,286)	-2.3	(101,074)	-3.1	(388,445)	-2.7	(303,150)	-2.2	(807,864)	-51.9
Contractual Services		0.0		0.0		0.0		0.0	(2,332)	0.0
Other Contractual Services	(9,017)	-0.2	(3,993)	-0.1	(20,935)	-0.1	(41,849)	-0.3	(122,624)	-82.9
Other Expenses	(12,862)	-0.3	(200)	0.0	(34,936)	-0.2	(10,502)	-0.1	(35,836)	0.0
Earthquake Expense	(10)	0.0		0.0	(60,342)	-0.4		0.0		0.0
Typhoon Expense		0.0		0.0		0.0		0.0		0.0
Earthquake Expense		0.0		0.0		0.0		0.0		0.0
General & Administrative Expen	(3,233,396)	-84.5	(3,947,660)	-120.5	(11,906,546)	-81.5	(12,790,352)	-93.9	(14,309,760)	-16.8

**Port Authority of Guam
Income Statement
With Budget Comparison (Unaudited)
4 Months Ending 1/31/14**

	Current Month		Last Year		% Chng	Budget		% Chng	Year to Date		% Chng	Last Year to Date		% Chng
	Actual	%	Actual	%		Actual	%		Actual	%		Actual	%	
	591,139	15.5	(671,510)	-20.5	110,713	433.9			2,707,757	18.5	831,818	6.1	442,852	511.4
OPERATING INCOME (LOSS)														
OTHER INCOME (EXPENSE)														
Other Income & Expense						0.0			0.0	0.0		0.0		
Other Income		0.0		0.0		0.0			13.0	5		0.0		
Interest Income		0.0		0.0		0.0			0.0			0.0		
Interest Income		0.0		0.0		0.0			0.0			0.0		
Interest Income	12,286	0.3	27,746	0.8	17,329	0.8			135,071	0.9	44,240	0.3	69,316	94.9
Interest Expense-USA	(74,603)	-2.0	(78,131)	-2.4	(94,390)	0.8			(295,858)	-2.0	(128,265)	-0.9	(377,560)	
Other Expense	(148)	0.0	(90)	0.0	(125)	0.0			(21,348)	-0.1	(480)	0.0	(500)	
Retirement Govt Contribution	(407,246)	-10.6	(27,466)	-0.8	(184,850)	0.0			(727,920)	-5.0	(109,697)	-0.8	(739,400)	
Federal Reimbursement	713,241	18.6	607,598	18.5	(9,000)	0.0			1,922,722	13.2	864,106	6.3		
Federal Expenses	(17,640)	-0.5	(3,426)	-0.1	(16,667)	0.0			(11,893)	-0.1	(10,476)	-0.1	(36,000)	
Gain <Loss> on Asset Disposals		0.0		0.0		0.0			(91,648)	-0.6		0.0	(66,668)	
	225,890	5.9	526,230	16.1	(287,703)	-178.5			909,125	6.2	659,433	4.8	(1,150,812)	-179.0
Other Income & Expense														
	225,890	5.9	526,230	16.1	(287,703)	-178.5			909,125	6.2	659,433	4.8	(1,150,812)	-179.0
OTHER INCOME (EXPENSE)														
NET INCOME (LOSS)	817,028	21.4	(145,280)	-4.4	(176,990)	-561.6			3,616,882	24.7	1,491,251	10.9	(707,960)	-610.9

	Amount Current	Amount Last Month End	Amount Last Year End	Change This Month	Change This Year
Total Assets					
Current Assets					
Cash on Hand	2,000.00	2,000.00	2,000.00		
Petty Cash Fund	100.00	100.00	100.00		
Cashier Change Fund					
Cash on Hand	2,100.00	2,100.00	2,100.00		
Incentive Award Fund					
First Hawaiian Bank-Incentive					
Incentive Award Fund					
Cash in Bank	966,517.87	1,329,816.55	1,617,845.49	363,298.68	651,327.62
First Hawaiian Bank					
Bank of Guam					
Bank of Hawaii	1,876,351.10	2,415,100.56	1,482,398.94	538,749.46	393,952.16
Citizen Security Bank					
Cash in Bank	2,842,868.97	3,744,917.11	3,100,244.43	902,048.14	257,375.46
Short Term Investments	9,241,115.69	9,313,138.65	1,436,847.13	72,022.96	7,804,268.56
Bank of Guam					
Citizen's Security Bank					
First Hawaiian Bank					
BankPacific					
Citibank					
Bank of Hawaii					
Oceanic Bank					
Gov Guam Employees Fed CU					
Short Term Investments	9,241,115.69	9,313,138.65	8,191,553.06	72,022.96	1,049,562.63
Account Receivable-Trade (Net)	7,368,808.93	6,465,634.94	9,593,182.03	903,173.99	2,224,373.10
Accounts Receivable-Trade	812,332.36	812,332.36	812,332.36		
Allow for Uncollectible Acct.					
A/R-Clearing Account					
Account Receivable-Trade (Net)	6,556,476.57	5,653,302.58	8,780,849.67	903,173.99	2,224,373.10
Accounts Receivable-Other	27.72	27.72	1,162.89		1,135.17
Accounts Receivable-DOR					
Accounts Receivable-Employee					
Accounts Receivable-FEMA Reimb					
Accounts Receivable-Geda/Casam					
Accounts Receivable-Other	497,425.79	494,903.58	330,986.95	2,522.21	166,438.84
Accounts Receivable-Other	497,453.51	494,931.30	332,149.84	2,522.21	165,303.67
Marina Receivables	27,209.07	27,500.72	28,067.36	291.65	858.29
Accounts Receivable-Agat Marin	6,263.34	6,276.84	5,775.58	13.50	487.76
Accounts Receivable-GDP Marina	12,488.89	10,908.08	9,309.90	1,582.81	3,178.99
Accounts Receivable-Harbor Of					

	Amount Current	Amount Last Month End	Amount Last Year End	Change This Month	Change This Year
Marina Receivables	45,961.30	44,683.64	43,152.84	1,277.66	2,808.46
Interest Receivables					
Bank of Guam					
Bank of Hawaii					
Bank Pacific					
CitiBank					
Citizens Security Bank					
First Hawaiian Bank					
Govsuan Emp. Fed. Credit Union					
Oceanic Bank					
Other					
Interest Receivables					
Prepaid Expenses	1,427,520.56	1,605,960.64	11,463.67	178,440.08	1,427,520.56
Prepaid Insurance	109,496.71	116,123.97		6,627.26	98,033.04
Prepaid Expenses	1,537,017.27	1,722,084.61	11,463.67	185,067.34	1,525,553.60
Deferred Expenses					
Deferred Expenses					
Deferred Ceda Addendum I/Lease					
Credit Note Reimbursement					
Deferred Expenses					
Current Assets	20,722,993.31	20,975,157.89	20,461,513.51	252,164.58	261,479.80
Non Current Assets					
Long Term Receivable	2,258,190.48	2,258,190.48	2,258,190.48		
Long Term Receivable-DOA	1,490,449.90	1,490,449.90	1,490,449.90		
Long Term Receivable-Geda	3,748,640.38	3,748,640.38	3,748,640.38		
Allow for Uncollectible LT A/R					
Long Term Receivable					
Gas, Oil and Diesel Inventory	13.77	13.77	759.98		746.21
Supplies Inventory	200,158.87	195,631.30	191,781.84	4,527.57	8,377.03
Contra-Asset Inventory Adj.	1,676.68	1,676.68	1,676.68		
Allowance for Obsolescence	59,716.55	59,716.55	59,716.55		
Inventory for Survey					
Inventory	138,779.41	134,251.84	131,148.59	4,527.57	7,630.82
Work In Progress					
Const Work in Progr-Local	955,327.97	712,781.82	647,927.92	242,546.15	307,400.05
Const Work in Progr-Federal	15,670,910.46	14,861,680.97	15,210,729.78	809,229.49	460,180.68
Const Work in Progr-FMF					
Work In Progress	16,626,238.43	15,574,462.79	15,858,657.70	1,051,775.64	767,580.73
Non Current Assets	16,765,017.84	15,708,714.63	15,989,806.29	1,056,303.21	775,211.55

00050 - Port Authority of Guam

	Amount Current	Last Month End	Last Year End	Change This Month	Change This Year
Property, Plant & Equipment					
Land	3,563,000.00	3,563,000.00	3,563,000.00		
Land-Cabras	3,563,000.00	3,563,000.00	3,563,000.00		
Land					
Buildings	17,094,797.53	17,094,797.53	17,094,797.53		
Buildings-Original	60,010,531.53	60,010,531.53	57,934,516.48		2,076,015.05
Buildings-Substation Shelters					
Buildings-Wharf Improvements	77,105,329.06	77,105,329.06	75,029,314.01		2,076,015.05
Buildings					
Accumulated Depreciation-Build	16,450,195.96	16,447,701.01	16,440,216.16	2,494.95	9,979.80
AccDeprec-Buildings-Original	24,859,219.12	24,723,096.05	24,325,229.17	136,123.07	533,989.95
AccDeprec-Buildings-Sub Shelter					
AccDeprec-Buildings-Wharf Impr	41,309,415.08	41,170,797.06	40,765,445.33	138,618.02	543,969.75
Accumulated Depreciation-Build					
Furnishings & Equipment					
Air Tools	488,574.71	488,574.71	488,574.71		
Communications Equip	1,150,443.61	1,150,443.61	1,165,419.81		14,976.20
Computer Equip	25,290,681.83	25,290,681.83	25,770,681.83		480,000.00
Crane Equip	1,431,331.00	1,431,331.00	1,431,331.00		
Furnishings & Office Equip	3,159,937.31	3,159,937.31	3,159,937.31		
Forklift Equip	10,788.72	10,788.72	10,788.72		
Gantry 3 Relocation Cost					
Gantry 3 Relocation Cost					
Generator Sets					
Hand Tools	1,995.00	1,995.00	1,995.00		
Lead & Unload Equip	982,280.72	982,280.72	979,841.72		2,439.00
Mowing Equip	14,198.96	14,198.96	12,974.46		1,224.50
Other Equip					
Power Tools					
Safety Equip					
Shop Equip	262,873.62	262,873.62	262,873.62		
Tractors	1,694,566.00	1,694,566.00	1,680,739.97		17,826.03
Vehicles & Motor Equip					
Furnishings & Equipment	35,923,874.56	35,923,874.56	36,397,247.26		473,372.70
Furnishings & Equipment					
Accumulated Depreciation-Furni					
AccDeprec-Air Tools	236,192.83	230,479.52	213,339.59	5,713.31	22,853.24
AccDeprec-Communications Eqt.	1,011,150.27	1,006,724.34	1,008,422.75	4,425.93	2,727.52
AccDeprec-Computer Equip	7,282,884.77	7,132,259.99	7,381,481.28	197,124.78	52,096.51
AccDeprec-Crane Equip	1,022,897.63	1,018,782.33	995,722.45	4,649.68	18,692.42
AccDeprec-Furnishings & Office	3,159,937.31	3,159,937.31	3,159,937.31		
AccDeprec-Forklift Equip	10,788.72	10,788.72	10,788.72		
AccAmort-Gantry 3 Relocation C					
AccDeprec-Generator Sets	10,788.72	10,788.72	10,590.66		198.06
AccDeprec-Hand Tools					
AccDeprec-Load & Unload Equip	1,995.00	1,995.00	1,995.00		
AccDeprec-Mowing Equip	667,994.54	656,631.18	628,581.10	9,353.36	37,413.44
AccDeprec-Other Equip	11,120.82	11,015.17	10,698.22		
AccDeprec-Power Tools					

	Amount Current	Amount Last Month End	Amount Last Year End	Change This Month	Change This Year
AccDeprec-Safety Equip	195,628.88	194,771.68	192,200.08	857.20	3,428.80
AccDeprec-Shop Equip	933,267.75	919,776.52	879,304.43	13,490.83	53,963.32
AccDeprec-Tractors	574,244.76	568,505.79	551,288.88	5,738.97	22,955.88
AccDeprec-Vehicles & Motor Equ	15,636,123.53	15,385,977.36	15,491,016.98	250,146.17	145,106.55
Accumulated Depreciation-Furni					
Capital Leases					
Capital Leases					
Capital Leases					
Capital Leases					
Accumulated Amortization-Capit					
AccAmort-Capital Leases					
Accumulated Amortization-Capit					
Property, Plant & Equipment	59,646,665.01	60,035,429.20	58,733,098.96	388,764.19	913,566.05
Total Assets	97,134,676.16	96,719,301.72	95,184,418.76	415,374.44	1,950,257.40
Total Liabilities & Capital					
Current Liabilities					
Accounts Payable					
Accounts Payable Custom					
Accounts Payable GSA					
Accounts Payable Others	2,379,361.08	1,986,586.64	3,000,766.87	392,674.44	621,405.79
Accounts Payable Trade	1,881,435.61	2,064,240.01	2,495,540.06	182,894.71	614,104.45
Received Not Vouchered	230.11			9.90	230.11
Accounts Payable	4,261,026.80	4,051,256.97	5,496,306.93	209,769.83	1,235,280.13
Current Loan Payable					
Current Loan Payable	119,416.25	133,611.19	176,254.43	14,194.94	56,838.18
CU ANZ (USDA) 12M Loan Payabl	358,587.52	401,265.49	531,793.72	42,677.97	173,206.20
CU ANZ (USDA) 12M Loan Payable					
Current Loan Payable	478,003.77	534,876.68	708,048.15	56,872.91	230,044.38
Due to Public Utilities					
Due to GPA					
Due to GTA					
Due to GWA					
Due to Public Utilities					
Accrued Interest Payable					
Accrued Interest Payable					
Accrued Interest Payable					
Accrued Interest Payable					
Deferred Revenues - GEDA	61,769.01	61,769.01	61,769.01		190,695.74
Deferred Revenues -Leases	100,000.00	100,000.00	290,695.74		7,854.70
Deferred Revenues Marinas					

	Amount Current	Last Month End	Last Year End	Change This Month	Change This Year
Deferred Revenues	38,230.99	38,230.99	237,301.43		199,070.44
Deferred Revenues					
Accrued Expenses	322,958.33	730,901.35	369,046.29	407,943.02	46,087.96
Accrued Payroll	1,113,556.11	1,073,095.87	1,063,409.56	40,460.24	50,146.55
Accrued Vacation Pay-Current					
Accrued Vacation Pay					
Accrued Earthquake Cost					
Accrued Cola/Supplemental					
Accrued Typhoon Cost					
Accrued Medicare Tax	250,000.00	250,000.00	250,000.00		
Accrued Federal Grant	5,160.38	4,649.17	4,067.83	511.21	1,092.55
Accrued Insurance Payables	143,049.59	330,642.71	150,509.89	187,593.12	7,460.30
Employee Deductions Payable					
Withholding Tax Payable					
Credit Union					
Accrued Miscellaneous Deductio					
Accrued Death & Disability Ins					
Accrued Contributions					
Retirement Contributions					
Deferred Compensation Plan Pay					
Accrued Expenses	1,834,724.41	2,389,289.10	1,837,033.57	554,564.69	2,309.16
Security Deposits					
Security Deposits - Space Leas	90,951.90	90,951.90	90,887.50	220.00	64.40
Security Deposits - Marinas	24,854.90	25,074.90	24,839.90	220.00	15.00
Security Deposits	115,806.80	116,026.80	115,727.40	220.00	79.40
Capital Lease Obligations- Cur					
Capital Lease Obligations-Curren					
Other Current Liabilities					
Reserve Shortage/Property Dama					
Lease Payable - GEDA					
Other Current Liabilities	6,727,792.77	7,129,680.54	8,394,417.48	401,887.77	1,666,624.71
Current Liabilities					
Non Current Liabilities					
Long Term Accrued Expenses					
Unfunded Retirement Contributi	296,903.82	296,903.82	296,903.82		
Accrued Vacation Pay-Long Term	1,216,519.94	1,216,519.94	1,216,519.94		
Accrued Sick Lve (DC) -Long Term	1,513,423.76	1,513,423.76	1,513,423.76		
Long Term Accrued Expenses					
Capital Lease Obligations					
Capital Lease Obligations					
Capital Lease Obligations					

	Amount Current	Last Month End	Amount Last Year End	Change This Month	Change This Year
Long Term Loan Payables					
LT-ANZ (USDA) Loan Payable 3.5	2,860,883.44	2,860,883.44	2,860,883.44		
LT-ANZ (USDA) Loan Payable 12M	11,090,053.04	11,090,053.04	11,090,053.04		
Long Term Loan Payables	13,950,936.48	13,950,936.48	13,950,936.48		
Non Current Liabilities	15,464,360.24	15,464,360.24	15,464,360.24		
Capital Contributions & Equity					
Contributions-Local Government	3,563,000.00	3,563,000.00	3,563,000.00		
Contributions-Land	3,483,688.19	3,483,688.19	3,483,688.19		
Contributions-Property & Equip	13,413,670.45	13,413,670.45	13,413,670.45		
Contributions-General Fund	100,000.00	100,000.00	100,000.00		
Contributions-G.E.P.A.	7,000.00	7,000.00	7,000.00		
Contributions-PAG (Portion of					
Contributions-Local Government	17,567,358.64	17,567,358.64	17,567,358.64		
Contributions-Federal Governme					
Contributions-U.S. Govt Rehab	10,321,126.26	10,321,126.26	10,321,126.26		
Contributions-Economic Develop	1,492,676.57	1,492,676.57	1,492,676.57		
Contributions-U.S. Department	6,508,875.60	6,508,875.60	6,508,875.60		
Contributions-U.S. Govt-Fema	53,763.30	53,763.30	53,763.30		
Contributions-Federal Governme	18,376,441.73	18,376,441.73	18,376,441.73		
Accumulated Earnings	22,953,260.99	22,953,260.99	22,953,260.99		
Accumulated Earnings (Deficit)	12,428,574.68	12,428,574.68	12,428,574.68		
Accumulated Earnings	35,381,835.67	35,381,835.67	35,381,835.67		
Net Earnings (Loss)	3,616,887.11	2,799,624.90	5.00	817,262.21	3,616,882.11
Capital Contributions & Equity	74,942,523.15	74,125,260.94	71,325,641.04	817,262.21	3,616,882.11
Total Liabilities & Capital	97,134,676.16	96,719,301.72	95,184,418.76	415,374.44	1,950,257.40

Number	Name	Address	Phone Number	Co	Balance Open	Aging					Over 120	Amount	Date
						Current	31 - 60	61 - 90	91 - 120	120			
12397	Cruz, John R.		6531039	00050	160.00	342.30	342.30	342.30	342.30	16208.40	160.00	01/02/14	
12400	Renolith Resources		6881288/472	00050	17235.30						1342.30	12/05/12	
12419	Nelsen, Jeff G.		6495722	00050	.50						173.00	01/13/14	
12424	Flores, Joaquin C.		4774487	00050	221.72						137.50	11/25/13	
12446	Coam Trading (Guam) Co. Lt		4724567	00050	467.00						741.42	03/05/14	
12449	Paul's Roving Brake		5652395	00050	5.00						5.00	01/08/14	
12509	Hanley, Timothy F.		4776203	00050	52.50						105.00	02/05/14	
12511	Hanson Permanent Cement O		4771530/LUP	00050	51055.28						232358.74	02/18/14	
12851	Eric South		649-0900	00050	550.00						600.00	01/30/14	
13030	South Pacific Petroleum CO		4728871/0PE	00050	29100.51						431.26	03/18/14	
13044	Smithbridge Guam, Inc.		6535036/STE	00050	16805.95	4877.50	4380.98	4657.23		402.16	9440.37	02/10/14	
13089	Guam Fisherman's Cooperati		4726323/CAR	00050							600.00	03/04/14	
13121	Tidewater Distributors Inc		6878473/477	00050		28.71					5114.52	03/04/14	
13158	Thompson, Michael J.		4773533	00050	2106.35						50.00	03/19/14	
13190	GENTLY BLUE DIVING SHOP		6460838	00050	3200.09	422.63	422.63	422.63		2001.77	750.00	03/04/14	
13191	Paul SM. Agnon and Seo Jun		7344292/647	00050	160.57						50.00	01/31/14	
13201	Guam TTopical Dive Station		4772774	00050	316.29					316.29	750.00	03/04/14	
13202	Department of Administrati		4751129	00050	97775.72						97632.47	03/04/14	
13218	Guam Music Inc.		6461104	00050	49.72						525.88	01/19/12	
13312	California Mart		6490521/888	00050	202.07						1053.30	02/13/14	
13367	DESIGNERS DIRECT, LLC		4776677/CHR	00050	90.26						135.43	02/20/14	
13476	Igla Maritime Agency		6498833	00050	2211.60						1600.08	03/10/14	
13495	BME & Son Inc./DB'S Builde		6323338/637	00050	51.98								
13509	Horizon Lines		4758100/MAI	00050	12198.40						11778.31	12/04/12	
13527	Haft, Jacky		7274922	00050	354.80						220.00	12/02/13	
13537	Wang, Vincent T.		6377171	00050	431.69						1491.31	02/28/13	
13545	Perez, Vincent T.		4722202	00050	50.00						50.00	02/25/14	
13554	BKA Koku L.L.C.		6351123/CAT	00050	9223.41					9923.41	2400.00	09/30/08	
13607	S.H. Enterprises		6490521	00050	428.85						1203.79	10/23/13	
13641	M.A.Y. (Guam) Inc.		6478020/SAM	00050	850.56	25.00	400.28	25.00			800.56	12/18/13	
13653	Yu, Niko K.		6490889	00050							440.00	03/01/13	
13654	Ball, Barney		4831672/NOT	00050	958.96						108.53	02/28/11	
13674	Coffman, John Randolph		4759276	00050	176.05					958.96	275.00	02/26/14	
13696	Lotus Pacific Trading, In		7273366/SEO	00050	620.30						1480.87	03/19/14	
13727	Ross, Robert		4777238	00050	875.00						300.00	09/18/13	
13773	Walker, Jon D./Reed, Marvi		6495800/1	00050	34.50	137.50	137.50	137.50		462.50	34.50	03/17/14	
13844	Hagen, William		6329135/637	00050	354.80						220.00	12/02/13	
13874	Core Tech International		6479120/473	00050	14.66					14.66	210.70	10/04/13	
13913	Skoomchuck Charterg Inc.		6860100/ROY	00050	2.30						154.56	03/19/14	
14029	Big Bird Enterprise, Inc.		4720001	00050	27.50						125.00	12/06/12	
14061	AR Sunrizer Canteen/Cateri		4776133	00050	259.69						1508.56	10/27/11	
14122	Global Recycling Center		7777728	00050	16.92						85.56	03/15/13	
14124	Guam Fire Department		4723311	00050	80.00						400.00	02/20/14	
14150	PIER, KENNETH		7893814	00050	137.50						275.00	12/05/11	
14160	Bryan Keller		6886783	00050	4912.04						50.00	03/17/14	
14161	Igla Trucking		8981911/MIK	00050	20.01	502.06	501.58	61.46		4912.04	483.00	01/28/14	
14171	Norton Lilly International		4754654	00050	2328.85	896.14	261.55	248.84		11691.83	50525.89	03/17/14	
14197	Parsons Brinckerhoff Inter		9884554/MAT	00050	65745.28	20.00				60.00	30.00	03/17/14	
14283	Parsons Brinckerhoff Inter		6462726/888	00050	90.00						1111.00	02/21/14	
14290	Brand, Inc.		6493333/JER	00050	8402.48	1111.00	1111.00	1267.17		4613.31	338.10	02/25/14	
14290	DGX		6470647	00050	157.46						1303.68	11/30/12	
14317	KAYZO CORP		6470647	00050	21.39						245.00	09/16/13	
14331	Frickel, Charles		6876761	00050	880.00						220.00	02/18/14	
14336	Cruz, Joseph L.		4771818	00050	5740.48	226.04	457.04	457.04		4369.36	25.00	02/18/14	
14364	P.S.V. Corp./Joo, Gi Bum		4771900/688	00050	2276.99	1517.35	759.64				2761.99	02/28/14	

Port Authority of Guam
Aging Summary Report

Page 3
Date - 3/24/14
As Of - 01/31/14

Number	Name	Address	Phone Number	CO	Balance Open	Current	Aging				Over 120	Amount	Date
							31	60	90	91 - 120			
14368	Tyco Electronics Subsea Co	503	2818994	00050	2979.06	1.36	2914.81			65.61	11491.20	03/14/14	
14381	Ara Dive & Marine Sports,	671	6887700	00050	3137.45	381.67	1358.41	1315.29	212.19	69.89	1919.03	02/12/14	
14382	Septy, Wlyne Y.	671	6495003	00050	787.50	300.00		487.50			200.00	03/29/14	
14384	Auto Marine Inc	671	5780.75	00050	737.38	737.38	502.66	1125.50	1140.16	2275.05	1500.00	03/07/14	
14405	KVOC Broadcasting/WCS, LLC	671	6474467	00050	57385.96	169.04	1289.80	1289.80			45.36	11/14/12	
14409	Robinson, Marie Ann	671	6372935	00050	528.00	528.00					536.00	11/27/13	
14429	Weilbacher, Walden	671	4722719	00050	50.00	50.00					300.00	01/16/14	
14431	Ouinata, Carlos/Amber Heri	671	7272873	00050	50.00	50.00					137.50	03/18/14	
14438	John C. Agun/Myung J. Par	671	6887398	00050	600.00	600.00					850.00	01/17/14	
14438	Generaux, Michael	671	6881376	00050	221.72	221.72					137.50	10/10/13	
14443	Moritz, Lance	671	6310615	00050	750.00	750.00					150.00	01/21/14	
14444	Office of the Governor of	671	4728931	00050	22320.58	58184.34	59434.80	101073.13		5028.31	80182.53	03/18/14	
14465	Orion Construction Corpora	671	6332203	00050	50.00	50.00					50.00	03/04/14	
14466	Beck, Chris	671	4839778	00050	875.00	875.00					504.71	08/30/13	
14478	McCue, Michael R.	671	7775556	00050	195.00	195.00					137.50	08/25/10	
14480	Woody, Mike	671	550.00	00050	550.00	550.00					440.00	03/22/13	
14482	Ouinata, John	671	5653240	DIS	1341.50	1341.50					200.00	03/14/14	
14485	Rains, Julian T.	671	6320036	00050	137.50	137.50					135.00	03/05/14	
14503	Fox, Norman	671	5651591	00050	467.52	220.00	19847.00	247.52			135.00	06/26/12	
14526	Bretonon Micronesia, LLC	671	4832662	JERR	138929.00	138929.00	19847.00	19847.00			19847.00	12/20/13	
14531	Cochon, Michael	671	8988612	00050	55.00	80.00	25.00				200.00	02/07/14	
14534	Wartin, Dwight	671	4833574	00050	150.00	150.00					500.00	02/27/14	
14535	Young, Diane & Jerry	671	5658535	00050	1852.00	7.75		150.00	177.25	1505.25	200.00	02/27/14	
14537	Fredrick, Bruce & Dianne	671	6480030	00050	1104.64	276.16		251.16		326.16	502.32	01/06/14	
14542	Heavy Equipment Rental Opt	671	6330265	00050	5740.38		579.60	579.60			4001.58	03/12/14	
14560	Poll, Pederro H.	671	4561858	NOS	746.25						10.00	04/22/09	
14561	Trombley, William P.	671	7891940	DIS	2337.50	137.50		137.50			135.00	08/21/12	
14575	Willigear, Resco Dean	671	4776490	00050	1070.00	40.00		95.00			140.00	11/05/13	
14582	Packbier, Paul E.R./PCR Gu	671	4733560	00050	50.00	50.00					300.00	02/03/14	
14587	Moore, James	671	7347263	00050	412.50	412.50					137.50	07/22/10	
14597	Topansa, Juan JP	671	7893701	NOS	348.98						15.00	01/29/14	
14602	JPC Maritime Services	671	6470263	472	17445.24	468096.82				17445.24	500.00	01/21/14	
14610	U.S. Department of Homeland	800	3686498	00050	471781.44					3684.62	3091.50	02/26/14	
14622	Singoes, Sincero I.	671	7341017	*NOT	617.50	137.50		162.50		180.00	300.00	03/11/14	
14633	Engelbig, Ricardo B.	671	6460443	00050	137.50	137.50					25.00	03/17/14	
14642	Triatar Terminals Guam, In	671	5652300	00050	86253.67	86253.67					152241.02	02/20/14	
14656	Pangelinan, Enrique	671	6464386	00050	50.00	50.00		50.00			50.00	02/24/14	
14666	Euh Sol Y.	671	6899989	00050	250.00	250.00					300.00	01/30/14	
14740	Mario Bruno	671	4779420	*SAT	81.00	81.00					81.00	02/20/14	
14755	Warsono, Markus	671	8881722	NOS	405.50	405.50					50.00	09/11/12	
14763	San Jose Investments, LLC	671	4721135	00050	42.00	42.00					75.44	12/13/13	
14771	Sun, Stephen	671	7771818	00050	169.45	169.45					504.00	03/13/14	
14776	MRAD	671	647000X	102	178496.96	180261.11	780.16	982.62		1.37	34271.66	11/30/11	
14778	IPeE Holding LLC	Y71	9896379	LYN	1260.50	162.50		162.50		773.00	200.00	03/19/14	
14785	Howard, Lynette/John Regis	671	4725060	00050	71.78	71.78					300.00	02/19/14	
14797	Sant, Francis L.	671	6469747	00050	2861.66	202.86		202.86			608.58	06/27/13	
14811	Baumunk, Wayne/Coral Reef	671	6464895	00050	133.61	381.13		247.52		2253.08	220.00	01/06/14	
14815	Rutiki, Siedo	671	7773849	(NOT)	787.50	137.50					200.00	08/22/13	
14820	Underwater World	671	6499191	EXT1	137.50	137.50					137.50	03/04/14	
14820	Seasummer Marine Inc.	671	4721144	00050	792.50	792.50					110.00	11/05/13	
14844	Global Investment Group In	671	6851156	T P	2221.40	2221.40					2171.40	03/31/11	
14849	Triad International	671	6481050	(NOT)	471.00	471.00					140.00	04/03/12	
14857	Hong GI Chu (Sky)	671	6884401	00050	2.50	2.50					140.00	05/02/13	

Port Authority of Guam
Aging Summary Report

Number	Name	Address	Phone Number	Co	Balance Open	Current	Aging			Over 120	Amount	Last Paid Date
							31	60	90			
14868	Le, Hien Van		671 7976269	00050	1237.50					1237.50	137.50	02/14/12
14875	Best, Bruce		671 7894746	00050	165.02	82.50		247.52			880.00	11/07/13
14878	Blasky Mark/Pauline		671 9774574	00050	150.00	150.00					150.00	03/18/14
14890	Roberts, Tom		671 6329733	00050	115.92						115.92	03/10/14
14893	Cruz, Joseph R.		671 7346639	00050	85.50	85.50					59.00	09/19/12
14907	Taitano, John		671 4725161	00050	84.00			84.00			59.00	03/18/14
14911	Royal Cargo Guam, LLC		671 6337225/6	00050	217.59						1647.27	10/04/13
14914	Big 7 Pachinko		671 6889999/MR.	00050	41.35						43.42	12/13/11
14922	Jack Michael		671 6497300	00050	1060.00	137.50		137.50		622.50	300.00	10/07/13
14923	ShoGuns		671 6871600	00050	1483.28	255.00		255.00		718.28	2000.00	06/26/13
14932	LONGLEY, CHARLES		671 6838199	00050	794.80	794.80					220.00	03/04/14
14949	Oka, Hiroyuki		671 6495551	00050	712.50	137.50					275.00	08/19/13
14963	Castro, Jesse AR		671 7774241	00050	27.50			137.50		300.00	135.00	02/27/14
14967	Polaris Guam LLC/Wb, John		671 6468888	00050	9232.77					9232.77	2121.13	07/19/13
14984	Ten Bulls Corporation		671 7771157	00050	590.00					50.00	960.00	12/05/13
15028	J&C International, LLC		671 9693944/394	00050	2166.24					2166.24	22.57	08/08/12
15032	Pacific Marine Enterprises		671 9898451	00050	370.94	25.99					695.52	12/18/12
15040	Tyquiengco, Joseph T.		671 5651203	00050	275.00	275.00					412.50	03/04/13
15051	Isia Fishing & Diving, Inc		671 4336686	00050	1140.00	480.00		505.00		130.00	340.00	03/10/14
15052	DENOVO VENTURES, LLC		671 9892424	00050	10.00						137.50	03/04/14
15054	Denman, Peter		671 4773533	00050	175.00					175.00	300.00	05/09/13
15062	Kondo, Etsuro		671 6496482	00050	70.00			70.00			210.00	02/26/14
15088	Shida, Paul H.		671 9890951(NO.	00050	825.00	137.50		137.50		412.50	137.50	07/02/13
15091	Helgenberger, Patrick		671 6871600	00050	1107.35	1107.35					1107.35	02/14/14
15095	Chen, Steven		671 6534026	00050	84.10						84.10	07/09/13
15096	International Bridge & Con		671 4875283	00050	562.75	137.50		137.50		125.25	174.00	12/06/13
15097	Junsay, Lowell B.		671 6853335	00050	82.50						220.00	03/04/14
15099	Williams, Michael E.		671 4882656	00050	85.20					85.20	220.00	10/03/13
15103	Collier, Ernest		671 8884848	00050	1646.00						1386.00	03/18/14
15106	MORPHOTRUST USA		671 8886236	00050	5955.76			5955.76			412.50	10/22/13
15122	Global Un Salvage Inc.		671 9296728	00050	272.00						412.50	03/18/14
15123	OKADA, AKIRA		671 213.19	00050	213.19						2.50	10/29/13
15141	FRANCIS, Benjamin		671 7340005	00050	25.00			135.24		135.00	456.85	01/15/14
15145	MOSA'S HOTBOX		671 4886672	00050	25.00						45.14	01/02/14
15147	Herring, Jeremy T.		671 6852434	00050	605.00						907.50	03/14/14
15149	PIKARU GROUP CORPORATION		671 6498751	00050	14.66						14.66	12/13/13
15152	SUNNY SIDE UP GUAM INC.		671 727-8767/TO	00050	300.00						550.00	12/16/13
15154	ELSEGINI, ORANA MARIE D.		671 797-1821	00050								
15155	BALMER, IAN & KIM BRODLIEB		671 483-8939	00050								

00050 Port Authority of Guam 7426871.36 107243.18 667079.18 195011.45 77034.49 380513.06

Grand Total: 7426871.36 107243.18 667079.18 195011.45 77034.49 380513.06

Port Authority of Guam
Aging Summary Report

Page 5
Date 3/24/14
As Of 01/31/14

Parent Number	Name	Address	Phone Number	Co	Balance Open	Current	31 - 60	61 - 90	91 - 120	Over 120	Last Paid Amount	Date
00050					7426871.36	5107243.18	667079.18	195011.45	77024.49	1380513.06		
Grand Total:					7426871.36	5107243.18	667079.18	195011.45	77024.49	1380513.06		

Port Authority of Guam
Accounts Payable Summary

04413

Supplier	Supplier Name	Phone	Co	Balance Open	Current	61	90	91	120	121	0	Over
1485	Administrative Se		00050	1.00								1.00
7181	Albert's Alternat	671 6464350	00050	860.00	860.00							
15142	Allied Builders &	671 8986349	00050	38701.09	38701.09							
11805	American Printing	671 6467873	00050	310.00	310.00							
12215	Americana Supplie	671 6464371	00050	395.00	395.00							
12497	AC Auto Air Condi	671 6462470	00050	590.00	590.00							
11768	Benson Guam Enter	671 4777562	00050	1955.30	1955.30							
13171	Calivos Select Car	671 4726816	00050	293.54	293.54							293.54
11821	Cash	671 718.89	00050	718.89	718.89							
13684	Chang Chin Inc.	671 6494074	00050	495.00	495.00							
12107	Copy Express Prin	671 6462679	00050	51.20	51.20							554.10
14591	Cruz Patricia B	671 6462679	00050	51.20	51.20							
13931	D S Y Corporatio	671 6371687	00050	714.00	714.00							
11974	Deloitte & Touche	671 6463884	00050	15000.00	15000.00							
11148	Dent Rev & Tax(W	671 6463884	00050	18.29	18.29							18.29
15052	DEMOMO VENTURES	877 4336686	00050	87973.42	87973.42							
1685	DUNAS MARGRET N	671 4775931	00050	487.85	487.85							
8969	Elite Printing	671 6492677	00050	475.00	475.00							
14763	Fastenal Company	671 6481406	00050	99.95	99.95							
14372	Federal Reserve B	800 5532663	00050	1400.00	1400.00							1400.00
9030	Foremost Crystal	671 6499782	00050	793.50	793.50							
11447	Gov't of Guam Ret		00050	6.20	6.20							6.20
13737	Gov't of Guam Ret		00050	28.87	28.87							28.87
11455	Gov't of Guam Ret		00050	19.02	19.02							19.02
7851	Guam Power Author	671 5652909	00050	124241.51	124241.51							
15144	Guam Quality Wate	671 6469287	00050	931.00	931.00							
1490	Guam Telephone Au	671 6462100	00050	96.50	96.50							
12126	Guam Waterworks A	671 6477800	00050	122273.88	4057.14				154.60			126176.42
1832	GURRERO JEROME	671 7892348	00050	55.60	55.60							
14320	Home Depot (The)	671 6480401	00050	243.36	243.36							
9187	Hydra-Air Pacific	671 6495843	00050	961.03	961.03							
9152	HFP Industrial Pr	671 6470345	00050	441.11	441.11							
13092	I Connect	671 8888888	00050	7.14	7.14							7.14
11830	Iris Ltd	310 5414000	00050	3500.00	3500.00							
13314	Island Certs	671 6535501	00050	2755.00	2755.00							
11784	Island Choice Dri	671 6378902	00050	120.00	120.00							
9224	Island Equipment	671 6465261	00050	933.30	933.30							
13105	IBM Corporation	671 4754408	00050	2337.29	2337.29							
14514	ICON Corporation	671 6874266	00050	765.00	765.00							
9291	J V Internationa	671 6469524	00050	536.10	536.10							
9312	Jack Peters & Com	671 6461241	00050	400.00	400.00							
11786	K-M Universal Pal	671 6461851	00050	748.85	748.85							
9339	Lab Safety Supply	800 3560783	00050	11.00	11.00							
10111	Maeda Pacific Cor	671 4755981	00050	466019.82	466019.82							
7376	Matson Navigation	671 4755981	00050	154330.02	113740.99			19643.01	20946.02			
11929	Megabyte	671 6499698	00050	174.48	174.48							
13909	MARIANAS VARIETY	671 6491924	00050	128.00	128.00							
10356	National Office S	671 7340314	00050	138.00	138.00							
14711	National Trading	671 6471883	00050	198.50	198.50							
10399	Oceanic Lumber, I	671 6469111	00050	14.20	14.20							
12034	Office Of The Att	671 4721736	00050	12957.13	12957.13							
11811	Pacific Daily New	671 6461925	00050	18.00	18.00							12957.13
13196	Pacific Human Res	671 6376906	00050	238.68	238.68							
13901	Pacific Waste Sys	671 6461925	00050	7896.80	7896.80							
1515	Paintco Corpora	671 4727770	00050	521.59	521.59							

Port Authority of Guam
Accounts Payable Summary

Supplier	Supplier Name	Phone	Co	Balance Open	Current	61 - 90	91 - 120	Aging	121 - 0	Over
14197	Parsons Brinckerh	671 9884554	(MATTH 00050	642343.53	459451.29	182892.24				
14831	Phillips and Bord	671 4772223	00050	147319.98	1750.00					149069.98
14631	Public Utilities	671 4721907	00050	2871.10	2871.10					
14132	PMC Isla Health S	671 6476201	00050	630.00	630.00					
13428	R & R Plus Co.	671 6468295	(HENRY 00050	730.00	730.00					
12301	Rainbow Paints Su	671 6496000	00050	1049.88	1049.88					
10823	Reaction Supply C	671 4725651	00050	189.00	189.00					
7093	Safety 1st system	671 4728871	(OPERA 00050	343.06	343.06					
13030	South Pacific Pet	671 6496440	DAVE 00050	11575.33	11575.33					
15135	Studer, Heinz	619 7080662	00050	205.68				205.68		
1155	SANTOS, FRANCISCO	671 4775931	/332,3 00050	50.00	50.00					
14864	STANDARD INSURANC	671 3212091	00050	6219.59	3328.23					6219.59
14642	Tristar Terminals	671 5652300	00050	3814.35	884.00					486.12
11615	Tsang Brothers Co	671 6388133	(CHRIS 00050	884.00	500.00					
12495	USPS Postmaster C	203 3266254	00050	500.00	500.00					
11956	Workers Compensat		00050	8625.00						8625.00
00050	Port Authority of Guam			1881435.61	1351731.66	202535.25	21306.30			305862.40
Grand Total				1881435.61	1351731.66	202535.25	21306.30			305862.40

PORT AUTHORITY OF GUAM

Budget Transactions

In the January 31, 2013 board meeting, Acting General Manager requested authorization from the Board of Directors to allow management to lift quarterly budget and be able to transfer money within divisions budget to give them the flexibility to manage their division. The Board of Directors approved the above request provided that the request be documented and that the Board be informed. Therefore, below are the current transactions.

Budget Lifts:

Memo Date	Division	Request	Acct. No.	Annual Budget	Committed YTD	Quarter Budget	Balance as of		Reason
							YTD	YTD	
2/19/2014	Port Police	Lift 3rd	122.8114	100,000		25,000	49,040		To cover needed OT
2/19/2014	Commercial	Lift 3rd & 4th	650.8665.APPRAISE	45,000		11,250	40,900		To process Task order
2/21/2014	Stevodore	Lift 4th	312/313.8114	227,924		56,981	70,061		To process OT
2/21/2014	maint	Lift 4th	421.8524	110,000	32,000	27,500	71,312		Need for operational supplies
2/27/2014	Harbor Master	Lift 3rd & 4th	121.8113	11,269		2,817	807		Needed to cover holiday work
2/27/2014	Transportation	Lift 3rd & 4th	333.8114	14,000		3,500	2,175		
2/27/2014	Transportation	Lift 3rd & 4th	330.8366.Sfyeqpt	4,821		1,205	4,504		
2/28/2014	Terminal	Lift 4th	8114	100,000		25,000	26,131		

Divisional Transfers:

Memo Date	Division	Request	Acct. No.	Amount	Reason
2/12/2014	IT	Tr fr Dues & Subs to Operational Sup	670.8524	6,000.00	Computer supplies

PORT AUTHORITY OF GUAM

Facility Maintenance Fee Ledger

50.1122.BOGFM

60.5841

BOG

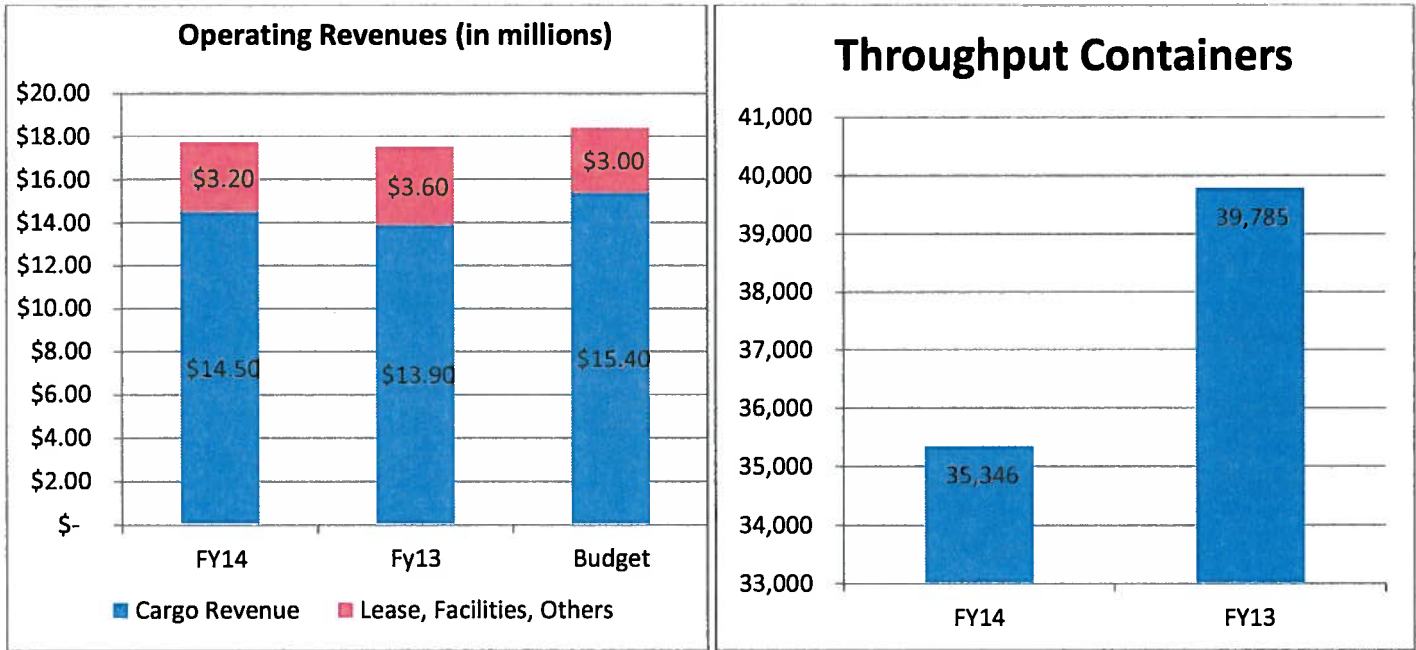
Date	Description	Debit	Credit	Balance	Remarks	Balance	Date
				-		1,343.72	10/18/2012
10/31/2012	Revenues	128,054.41		128,054.41			
11/30/2012	Revenues	136,714.49		264,768.90		17,571.41	3/18/2013
12/31/2012	Revenues	135,134.97		399,903.87		16,017.96	3/28/2013
1/31/2013	Revenues	83,474.01		483,377.88		50,000.00	4/2/2013
2/28/2013	Revenues	134,963.11		618,340.99		55,181.02	4/5/2013
3/31/2013	Revenues	106,297.86		724,638.85		15,000.00	4/10/2013
4/30/2013	Revenues	101,044.38		825,683.23		87,504.18	4/15/2013
5/31/2013	Revenues	133,634.87		959,318.10		350,000.00	4/19/2013
6/14/2013	LC4 Cable Replacement (DCK Pacific)		78,000.00	881,318.10	Completed	18,650.26	4/30/2013
6/30/2013	Revenues	111,439.34		992,757.44		107,294.52	5/8/2013
7/31/2013	Revenues	131,824.10		1,124,581.54		11,818.72	6/27/2013
7/31/2013	Yard Stripping		235,000.00	889,581.54		5,112.15	7/3/2013
	F5/6 Concrete Pole Light Upgrade Doc		231,680.00	657,901.54	Awarded	37,942.64	7/10/2013
7/31/2013	High Tower Renovation		25,000.00	632,901.54		94,264.19	7/12/2013
7/31/2013	Lower Tower Renovation		65,000.00	567,901.54		11,388.23	7/24/2013
7/31/2013	Warehouse 1, Bay 2 & 3 removal/rep		75,500.00	492,401.54	Completed		
	Terminal Relocation		10,000.00	482,401.54		106,434.24	7/30/2013
8/31/2013	Revenues	110,602.88		593,004.42			
8/31/2013	Lower Tower 2nd Floor Renovation		53,000.00	540,004.42			
	Hotel Wharf		537,000.00	3,004.42		19,950.41	8/2/2013
9/30/2013	Revenues	104,197.42		107,201.84		58,758.05	8/13/2013
10/31/2013	Revenues	131,158.87		238,360.71		106,361.97	9/3/2013
11/30/2013	Revenues	104,937.30		343,298.01		17,677.97	9/25/2013
12/31/2013	Revenues	111,418.07		454,716.08		25,695.93	9/30/2013
1/3/2014	F-6 Bollard Repair		25,000.00	429,716.08		99.78	12/31/2013
1/3/2014	Spalling - CFS		221,000.00	208,716.08		39,420.19	1/9/2014
1/3/2014	Hatch Covers-CFS		12,000.00	196,716.08		260.76	1/31/2014
	Other Small Projects		177,516.00	19,200.08			
1/31/2014	Revenues	125,865.40		145,065.48			
						1,253,748.30	

PORT AUTHORITY OF GUAM

Crane Surcharge					9.50%	BOG 0101-330971 50.1122.BOGCRANE	
60.5851					Sinking	Bank Bal.	
Date	Description	Amount	Balance	Remarks	Fund	Amount	Date
9/30/2013	Balance Forwarded		(697,226.99)		391,239.08	445,691.47	
10/20/2013	Loan Payment	(101,426.79)	(798,653.78)				
10/1/2013	Pola Insurance Prem	(260,000.00)	(1,058,653.78)			22,379.06	10/21/2013
10/31/2013	Revenues	525,175.72	(533,478.06)		49,891.69		
10/31/2013	Depreciation	(66,666.67)	(600,144.73)				
10/31/2013	Pola 14 Exp 70.8390	(16,384.93)	(616,529.66)				
	Pola 16 Exp 70.8391	\$ (16,384.94)	(632,914.60)				
	Pola 17 Exp 70.8392	\$ (16,384.93)	(649,299.53)				
	Gantry 3	\$ -	(649,299.53)				
10/31/2013	Reserve	\$ (49,891.69)	(699,191.22)				
11/20/2013	Loan Payment	(101,426.79)	(800,618.01)			31,820.78	11/6/2013
11/30/2013	Revenues	422,819.31	(377,798.70)		40,167.83		
11/30/2013	Depreciation	(66,666.67)	(444,465.37)				
11/30/2013	Pola 14 Exp 70.8390	(15,862.38)	(460,327.75)				
	Pola 16 Exp 70.8391	(15,811.88)	(476,139.63)				
	Pola 17 Exp 70.8392	(16,667.94)	(492,807.57)				
	Gantry 3	(493.81)	(493,301.38)				
11/30/2013	Reserve	(40,167.83)	(533,469.22)				
	Reverse accrual	341,970.34	(191,498.88)				
11/30/2013	FY13 G3 Expense	\$ (404,985.52)	(596,484.40)				
12/20/2013	Loan Payment	(101,426.79)	(697,911.19)			5814.03	12/4/2013
12/31/2013	Revenues	\$ 458,436.01	(239,475.18)		\$ 43,551.42		
12/31/2013	Depreciation	(66,666.67)	(306,141.85)			41.09	12/31/2013
12/31/2013	Pola 14 Exp 70.8390	\$ (10,303.91)	(316,445.76)				
	Pola 16 Exp 70.8391	\$ (10,303.91)	(326,749.67)				
	Pola 17 Exp 70.8392	\$ (10,303.93)	(337,053.60)				
12/31/2013	Gantry 3	-	(337,053.60)				
12/31/2013	Reserve	\$ (43,551.42)	(380,605.02)				
1/20/2014	Loan Payment	(101,426.79)	(482,031.81)			8,939.67	1/23/2014
1/31/2014	Revenues	494,485.98	12,454.17		46,976.17	22,484.99	1/24/2014
1/31/2014	Depreciation	(66,666.67)	(54,212.50)		-		
1/31/2014	Pola 14 Exp 70.8390	\$ (118,310.59)	(172,523.09)				
	Pola 16 Exp 70.8391	(68,665.60)	(241,188.69)				
	Pola 17 Exp 70.8392	(85,274.16)	(326,462.85)				
1/31/2014	Gantry 3	(15,721.72)	(342,184.57)				
1/31/2014	Reserve	\$ (46,976.17)	(389,160.74)			107.94	1/31/2014
			(389,160.74)				
			(389,160.74)				
			(389,160.74)				
			(389,160.74)				
					571,826.20	537,279.03	

Financial Highlights – YTD February FY2014

Operating Performance:



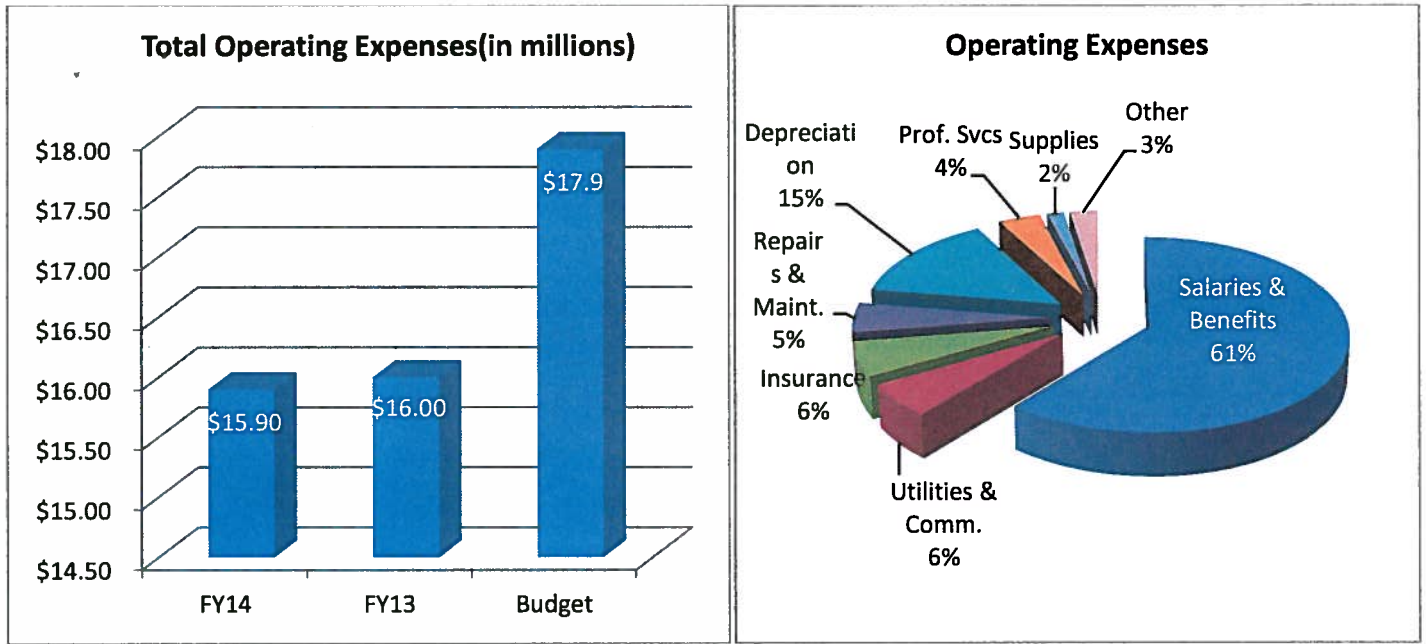
Total Operating Revenues as of February 2014 was \$17.7 million, which consist of \$14.5 million in cargo revenues and \$3.2 million in Facilities, Leases, and Other Services.

FY14 YTD cargo revenue is 4% higher than last year's total (\$13.9mil) and 6% lower than Budget (\$15.4mil).

FY14 YTD Facilities, Leases, and Other Services as of February is 10% lower than last year (\$3.6 mil) and 6% higher than budget (\$3 mil).

Overall Operating Revenues as of February is 4% lower than Budget (\$18.4 mil) and 2% higher than last year's year to date February (\$17.4 mil).

Total number of containers handled as of February 2014 was 35,346 which is 11% lower compared to last year February total 39,785.



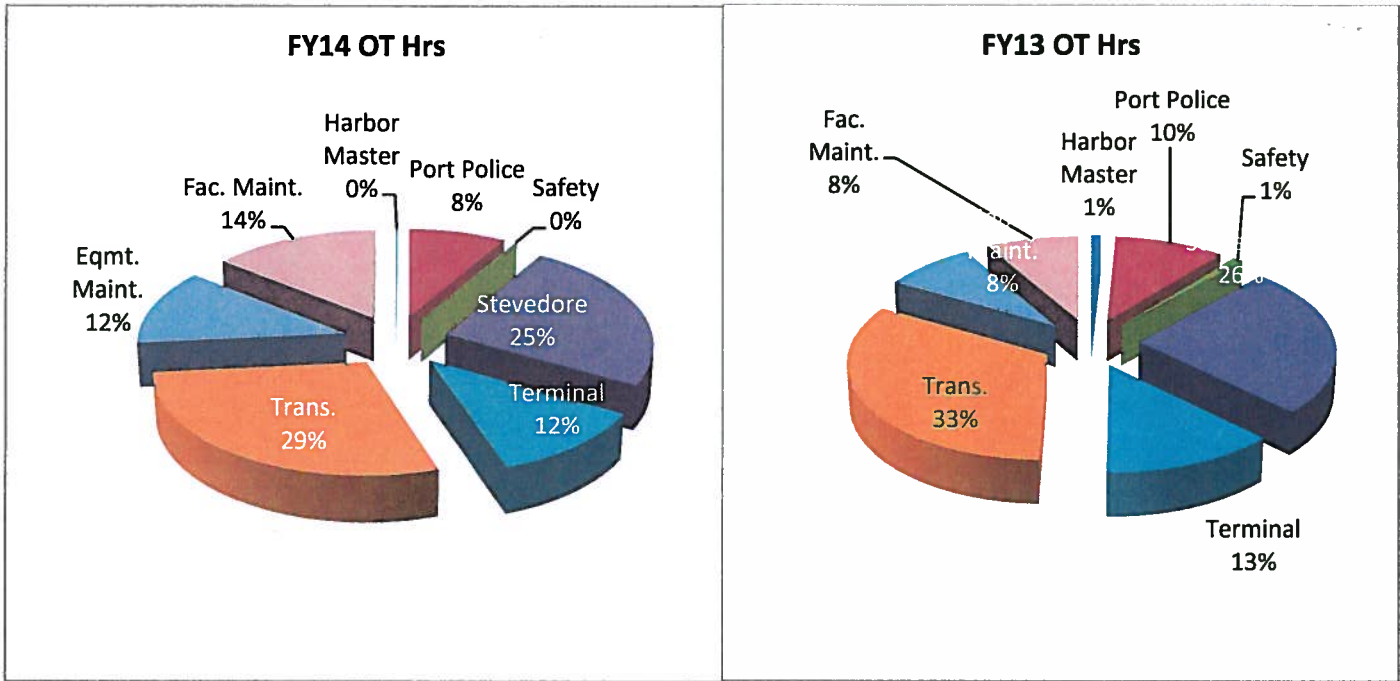
Total Operating Expenses as of February 2014 was \$15.9 million, which is 11% lower than Budget (\$17.9 mil) and 1% lower than last year's total operating expenses (\$16 mil).

Total Overtime as of February 2014 was \$607 thousand which is 5% lower than last year February (\$639k). Direct Labor Revenue as of February was \$1.1 million, which is 9% lower than last year and less than 1% lower than budget. Direct Labor charges are for services performed by Port employees under special service request and differentials under the throughput.

Below is the breakdown of overtime for each division/section for FY14 and FY13 as of February:

Sections	FY2014	FY2013	Budget	OT/HOL Revenue
Harbor Master	668	5,460	4,167	0
Port Police	50,534	63,812	41,667	36,824*
Safety	598	5,818	5,000	0
Stevedore-Cargo Handling	139,106	154,195	88,718	98,880
-Rigger	10,828	9,107	6,250	5,297
Terminal	70,240	83,356	41,667	94,328
Trans-Superintendent	31,836	29,830	33,542	0
-Crane Operators	43,961	55,417	42,292	25,356
-Equipment Oper.	87,216	112,391	64,167	98,612
-Dispatcher	10,771	12,911	5,833	0
Maint.-Crane Maint.	43,587	30,934	34,120	0
-Preventive Maint.	9	1,931	8,333	0
-Fleet Maint.	19,190	16,499	18,750	0
-Welders	11,748	4,461	22,917	0
Facility Maint.-Building	3,968	2,186	4,583	958
-Elect./Refr.	83,184	51,418	16,667	0
TOTAL	607,444	639,726	439,505	360,255

*Port Police OT Revenue is due to Passenger Vessels or under special service request. Electricians revenue is due to special service requests.



Year to date Operating Revenues minus the Year to date Operating Expenses resulted to an Operating Income of \$1.8 million as of February 28, 2014.

Non Operating Revenues and Expenses consist of the following: \$893k-Retirement contribution for COLA, Supplemental and Medical/Dental/Life Insurance expenses, \$368k-Interest expense on loans, \$160k Loss on Asset (survey 3 sidelifers 1998), \$1.9M-Federal Reimbursements and \$145k Interest Income. The net total of non operating expenses and revenues as of February is a positive \$795k.

The Total Net Income as of February is \$2.6 million.

Accounts Receivable Trade (net) as of February 28, 2014 is \$6 million.

Aging Status is a follows: 64% - Current, 11% - over 30 days, 3% - over 60 days, 1% - over 90 days and 20% - over 120 days.

Accounts Payable Trade as of February 28, 2014 is \$1.9 million which is 2% higher than last month ending balance of \$1.88 million.

**Port Authority of Guam
Income Statement
With Budget Comparison (Unaudited)
5 Months Ending 2/28/14**

Current Month Actual	%	Last Year Actual	%	Budget	% Chng	Year to Date			Last Year to Date			
						Actual	%	Chng	Actual	%	Chng	
OPERATING REVENUES												
CARGO THROUGHPUT REVENUES												
410,955	13.3	596,111	15.7	613,949	-33.1	2,048,163	11.6	2,719,065	15.6	-24.7	3,069,745	-33.3
801,913	26.0	909,694	23.9	843,181	-4.9	4,804,576	27.2	4,435,082	25.5	8.3	4,215,905	14.0
43,576	1.4	106,685	2.8	54,446	-20.0	300,913	1.7	273,643	1.6	10.0	272,230	10.5
1,087	0.0	41	0.0	961	13.2	11,888	0.1	4,245	0.0	180.0	4,805	147.4
9,900	0.3	10,712	0.3	43,056	-77.0	185,216	1.0	207,485	1.2	-10.7	215,280	-14.0
9,351	0.3	4,353	0.1	9,243	1.2	25,474	0.1	62,718	0.4	-59.4	46,215	-44.9
1,672	0.1	2,549	0.1	2,037	-17.9	6,947	0.0	7,081	0.0	-1.9	10,185	-31.8
6,850	0.2	14,050	0.4	2,178	-100.0	158	0.0	1,095	0.0	0.0	10,890	0.0
				9,069	-24.5	36,600		45,000			45,345	0.0
1,285,304	41.7	1,644,195	43.3	1,578,120	-18.6	7,419,935	41.9	7,755,415	44.5	-4.3	7,890,600	-6.0
CARGO THROUGHPUT RELATED REVENUES												
2,012	0.1	990	0.0	948	0.0	20,568	0.1	1,368	0.0	0.0	4,740	0.0
96	0.0	4,587	0.1	6,952	-98.6	38,815	0.2	36,788	0.2	5.5	34,760	11.7
113,863	3.7	234,363	6.2	194,222	-41.4	734,033	4.1	1,000,508	5.7	-26.6	971,110	-24.4
5,631	0.2	23,323	0.6	16,363	-65.6	38,162	0.2	87,887	0.5	-56.6	81,815	-53.4
2,822	0.1	257	0.0	390	0.0	513	0.0	1,550	0.0	0.0	1,950	-73.7
5,715	0.2	3,950	0.1	2,851	-1.0	13,769	0.1	13,506	0.1	1.9	14,255	-3.4
179,713	5.8	9,780	0.3	8,303	0.0	39,675	0.2	41,430	0.2	0.0	41,515	0.0
10,923	0.4	213,012	5.6	212,890	-15.6	1,061,670	6.0	1,172,136	6.7	-9.4	1,064,450	-0.3
44,750	1.5	28,471	0.7	29,424	52.1	84,980	0.5	60,844	0.3	39.7	64,040	32.7
277,618	9.0	397,708	10.5	369,329	-24.8	1,448,983	0.8	1,533,347	0.9	-4.1	1,471,120	-0.1
36,888	1.2	53,570	1.4	48,975	-24.7	1,735,676	9.8	1,811,718	10.4	-4.2	1,846,645	-6.0
12,803	0.4	15,067	0.4	15,088	-15.1	66,436	0.4	75,717	0.4	-12.3	75,440	-11.9
88,709	2.9	134,963	3.6	125,345	0.0	562,089	3.2	618,341	3.5	-9.1	626,725	-10.3
396,936	12.9	471,688	12.4	459,360	0.0	2,297,853	13.0	796,133	4.6	0.0	2,296,800	0.0
1,178,477	38.3	1,605,241	42.2	1,503,248	-21.6	7,062,128	39.9	6,114,931	35.1	15.5	7,516,240	-6.0
2,463,782	80.0	3,249,436	85.5	3,081,368	-20.0	14,482,063	81.8	13,870,347	79.6	4.4	15,406,840	-6.0

Port Authority of Guam
Income Statement
With Budget Comparison (Unaudited)
5 Months Ending 2/28/14

	Current Month		Last Year		Budget		% Chng		Year to Date		Last Year to Date		% Chng	
	Actual	%	Actual	%	Actual	%	Actual	%	Actual	%	Actual	%	Actual	%
NON OPERATING REVENUES														
FACILITIES														
FACILITIES USAGE MOBIL	100,452	3.3	89,256	2.3	90,679	0.0	471,787	2.7	507,966	2.9	0.0	453,395	0.0	
FACILITIES USAGE TRISTAR	223,568	7.3	178,206	4.7	213,595	0.0	1,284,723	7.3	1,007,836	5.8	0.0	1,067,975	0.0	
FACILITIES USAGE SPACE RENTAL	89,339	2.9	14,483	0.4	79,118	12.9	482,525	2.7	403,709	2.3	19.5	395,590	22.0	
FACILITIES LEASE INCOME	92,105	3.0	92,105	2.4	93,354	-1.3	302,315	1.7	466,067	2.7	-35.1	466,770	-35.2	
FACILITIES COMMON AREA MAINTENANCE FEE	5,638	0.2	5,881	0.2	5,819	-3.1	28,190	0.2	29,406	0.2	-4.1	29,095	-3.1	
FACILITIES SECURITY SURCHARGE RENTAL	3,061	0.1	3,292	0.1	3,433	-10.8	16,202	0.1	18,015	0.1	-10.1	17,165	-5.6	
MARINA REVENUES	18,665	0.6	20,159	0.5	20,442	-8.7	95,572	0.5	100,241	0.6	-4.7	102,210	-6.5	
HARBOR OF REFUGE	3,600	0.1	5,836	0.2	4,530	-20.5	20,949	0.1	21,760	0.1	-3.7	22,650	-7.5	
DEMURRAGE	49,441	1.6	112,572	3.0	58,333	0.0	395,088	2.2	819,411	4.7	-51.8	291,665	0.0	
	585,869	19.0	521,790	13.7	569,303	2.9	3,097,350	17.5	3,374,408	19.4	-8.2	2,846,515	8.8	
FACILITIES														
OTHER FEES & SERVICES														
CLAIMS FEE	0.0	0.0	0.0	0.0	0.0	0.0	13,873	0.0	0.0	0.0	0.0	0.0	0.0	
BULK SCRAP	0.0	0.0	0.0	0.0	0.0	0.0	0.0	0.0	0.0	0.0	0.0	890	0.0	
MATERIAL USED	0.0	0.0	28	0.0	178	0.0	15,811	0.1	24,312	0.1	-35.0	22,955	-31.1	
PASSENGER SERVICE	5,681	0.2	3,207	0.1	4,591	0.0	9,231	0.1	15,932	0.1	-42.1	12,585	-26.6	
BUNKER	2,359	0.1	10,977	0.3	2,517	-59.6	45,691	0.3	58,967	0.3	-22.5	122,430	-62.7	
SPECIAL SERVICES	9,885	0.3	14,162	0.4	24,486	0.0	62,362	0.4	72,733	0.4	-14.3	0.0	0.0	
ELECTRICAL POWER	9,507	0.3	14,162	0.4	24,486	0.0	62,362	0.4	72,733	0.4	-14.3	0.0	0.0	
	27,432	0.9	28,373	0.7	31,772	-13.7	146,967	0.8	173,653	1.0	-15.4	158,860	-7.5	
OTHER FEES & SERVICES														
ADMINISTRATIVE FEES & SERVICES	2,090	0.1	1,657	0.0	1,293	0.0	9,774	0.1	5,014	0.0	94.9	6,465	0.0	
REIMBURSEMENTS														
FEDERAL REIMBURSEMENT	0.0	0.0	0.0	0.0	4,417	0.0	(42,683)	-0.2	0.0	0.0	0.0	22,085	0.0	
EARTHQUAKE INSURANCE	0.0	0.0	0.0	0.0	0.0	0.0	0.0	0.0	0.0	0.0	0.0	0.0	0.0	
TYPHOON INSURANCE	0.0	0.0	0.0	0.0	0.0	0.0	0.0	0.0	0.0	0.0	0.0	0.0	0.0	
OTHER REIMBURSEMENT	0.0	0.0	0.0	0.0	0.0	0.0	2	0.0	4	0.0	0.0	0.0	0.0	
REVENUE MINIMUM CHARGE	0.0	0.0	0.0	0.0	0.0	0.0	0.0	0.0	0.0	0.0	0.0	0.0	0.0	
	0	0.0	0	0.0	4,417	0.0	(42,680)	-0.2	4	0.0	0.0	22,085	0.0	
REIMBURSEMENTS														
NON OPERATING REVENUES	615,390	20.0	551,820	14.5	606,785	1.4	3,211,411	18.2	3,553,080	20.4	-9.6	3,033,925	5.9	
TOTAL REVENUES	3,079,172	100.0	3,801,257	100.0	3,688,153	-16.5	17,693,475	100.0	17,423,426	100.0	1.5	18,440,765	-4.1	

**Port Authority of Guam
Income Statement
With Budget Comparison (Unaudited)
5 Months Ending 2/28/14**

	Current Month			Last Year			Year to Date			Last Year to Date				
	Actual	%	Chng	Actual	%	Chng	Actual	%	Chng	Actual	%	Chng		
INDIRECT COSTS														
General & Administrative Expen														
Salaries & Wages	(1,234,046)	-40.1		(1,106,696)	-29.1		(1,437,581)	-14.2		(7,126,874)	-40.9		(7,187,905)	-9.5
Insured Benefits	(97,274)	-3.2		(88,320)	-2.3		(95,069)	2.3		(508,728)	-2.9		(475,345)	12.0
Retirement Benefits	(365,224)	-11.9		(332,517)	-8.7		(398,394)	-8.3		(2,102,669)	-12.1		(1,991,970)	0.0
Other Benefits	(117,923)	-3.8		(89,793)	-2.4		(125)	0.0		(497,921)	-2.9		(625)	87,971
Other Personnel Costs	(2,710)	-0.1		(173)	0.0		(10,833)	0.0		(908)	0.0	#####	(54,165)	106.5
Communications	(7,592)	-0.2		(2,335)	-0.1		(8,679)	0.0		(32,467)	-0.2		(43,395)	-26.9
Leases/Rentals		0.0			0.0			0.0			0.0			0.0
Utilities	(179,959)	-5.8		(164,922)	-4.3		(236,541)	0.0		(868,025)	-5.0		(1,182,705)	-26.5
General Insurance	(178,440)	-5.8		(196,091)	-5.2		(207,619)	0.0		(864,898)	-5.0		(1,038,095)	-10.4
Repairs & Maintenance		0.0			0.0		(66,876)	0.0			0.0		(334,380)	
Repairs & Maintenance-Subic Cr	(106,735)	-3.5		(78,555)	-2.1		(60,532)	76.3		(175,088)	-1.0		(302,660)	-46.4
Repairs & Maintenance-Pola 14	(40,762)	-1.3		(157,494)	-4.1		(50,000)	0.0		(595,742)	-3.4		(250,000)	-52.0
Repairs & Maintenance-Pola 16	(53,442)	-1.7		(54,618)	-1.7		(57,388)			(54,618)			(286,940)	
Repairs & Maintenance-Pola 17	(28,771)	-0.9		(59,624)	-1.7		(57,388)			(59,624)			(286,940)	
Depreciation & Amortization	(33,353)	-1.1		(55,351)	-1.5		(57,388)			(55,351)			(286,940)	
Damage, Shortage, Writedown & Supplies	(1,213,975)	-39.4		(316,074)	-8.3		(383,876)	0.0		(1,762,374)	-10.1		(1,919,380)	20.2
Miscellaneous	(9,400)	-0.3		(120,749)	-3.2		(6,834)	0.0		(1,614)	0.0		(34,170)	-72.8
Advertising	(50,360)	-1.6		(3,123)	-0.1		(130,860)	-61.5		(241,721)	-1.4		(654,300)	-63.1
Agency & Management Fees	(2,365)	-0.1		(37,896)	-1.0		(25,265)	0.0		(13,681)	-0.1		(126,325)	0.0
Professional Services	(50,859)	-1.7		(37,896)	-1.0		(44,028)	0.0		(280,406)	-1.6		(220,140)	27.4
Contractual Services	(192,696)	-6.3		(339,161)	-8.9		(201,966)	-4.6		(581,141)	-3.3		(1,009,830)	-42.5
Other Contractual Services	(6,800)	-0.2		(5,952)	-0.2		(30,656)	-77.8		(27,735)	-0.2		(153,280)	-81.9
Other Expenses	(200)	0.0		(7,059)	-0.2		(8,959)	0.0		(35,136)	-0.2		(44,795)	0.0
Earthquake Expense		0.0			0.0			0.0			0.0			0.0
Typhoon Expense	3,624	0.1			0.0			0.0		(56,718)	-0.3			0.0
Earthquake Expense		0.0			0.0			0.0			0.0			0.0
General & Administrative Expen	(3,969,262)	-128.9		(3,216,503)	-84.6		(3,577,440)	11.0		(15,875,807)	-89.7		(17,887,200)	-11.2

**Port Authority of Guam
Income Statement
With Budget Comparison (Unaudited)
5 Months Ending 2/28/14**

	Current Month		Last Year		% Chng	Budget	Year to Date		Last Year to Date		% Chng	Budget	% Chng
	Actual	%	Actual	%			Actual	%	Actual	%			
	(890,090)	-28.9	584,753	15.4	110,713	-904.0	1,817,667	10.3	1,416,571	8.1	553,565	228.4	
OPERATING INCOME (LOSS)													
OTHER INCOME (EXPENSE)													
Other Income & Expense	0.0					0.0		0.0		5	0.0		0.0
Other Income	0.0			0.0		0.0		13.0			0.0		0.0
Interest Income	0.0			0.0		0.0		0.0			0.0		0.0
Interest Income	0.0			0.0		0.0		0.0			0.0		0.0
Interest Income	199,256	6.5	34,828	0.9	17,329	0.8	334,327	1.9	79,068	0.5	86,645	285.9	
Interest Expense-USDA	(72,776)	-2.4	(77,913)	-2.0	(94,390)	0.8	(368,634)	-2.1	(206,178)	-1.2	(471,950)		
Other Expense					(125)	0.0	(21,349)	-0.1	(480)	0.0	(625)		
Retirement Govt Contribution	(165,168)	-5.4	(253,534)	-6.7	(184,850)	0.0	(893,088)	-5.0	(363,231)	-2.1	(924,250)		
Federal Reimbursement	(3,098)	-0.1	(399,455)	-8.9		0.0	1,919,624	10.8	524,651	3.0	265.9		
Federal Expenses	(3,092)	-0.1	(6,115)	-0.2	(9,000)	0.0	(14,985)	-0.1	(16,591)	-0.1	(45,000)		
Gain <Loss> on Asset Disposals	(6,785)	-0.2	(662,423)	-17.4	(16,667)	0.0	(160,126)	-0.9	(662,423)	-3.8	(83,335)		
Other Income & Expense	(51,663)	-1.7	(1,304,613)	-34.3	(287,703)	-82.0	795,769	4.5	(645,180)	-3.7	(1,438,515)	-155.3	
OTHER INCOME (EXPENSE)	(51,663)	-1.7	(1,304,613)	-34.3	(287,703)	-82.0	795,769	4.5	(645,180)	-3.7	(1,438,515)	-155.3	
NET INCOME (LOSS)	(941,752)	-30.6	(719,860)	-18.9	(176,990)	432.1	2,613,436	14.8	771,391	4.4	(884,950)	-395.3	

	Amount Current	Amount Last Month End	Amount Last Year End	Change This Month	Change This Year
Total Assets					
Current Assets					
Cash on Hand	2,000.00	2,000.00	2,000.00		
Petty Cash Fund	100.00	100.00	100.00		
Cashier Change Fund					
Cash on Hand	2,100.00	2,100.00	2,100.00		
Incentive Award Fund					
First Hawaiian Bank-Incentive					
Incentive Award Fund					
Cash in Bank					
First Hawaiian Bank	1,149,282.97	966,517.87	1,617,845.49	182,765.10	468,562.52
Bank of Guam					
Bank of Hawaii	2,274,347.47	1,876,351.10	1,482,398.94	397,996.37	791,948.53
Citizen Security Bank					
Cash in Bank	3,423,630.44	2,842,868.97	3,100,244.43	580,761.47	323,386.01
Short Term Investments					
Bank of Guam	9,071,805.22	9,241,115.69	1,436,847.13	169,310.47	7,634,958.09
Citizen's Security Bank					
First Hawaiian Bank					
BankPacific					
Citibank					
Bank of Hawaii					
Oceanic Bank					
Gov Guam Employees Fed CU					
Short Term Investments	9,071,805.22	9,241,115.69	8,191,553.06	169,310.47	880,252.16
Account Receivable-Trade (Net)					
Accounts Receivable-Trade	6,822,689.27	7,368,808.93	9,593,182.03	546,119.66	2,770,492.76
Allow for Uncollectible Acct.	812,332.36	812,332.36	812,332.36		
A/R-Clearing Account					
Account Receivable-Trade (Net)	6,010,356.91	6,556,476.57	8,780,849.67	546,119.66	2,770,492.76
Accounts Receivable-Other					
Accounts Receivable-DOA					
Accounts Receivable-EMPLOYEE	97.47	27.72	1,162.89	69.75	1,065.42
Accounts Receivable-FEMA Reimb					
Accounts Receivable-Geda/Casam					
Accounts Receivable-Other	118,447.40	497,425.79	330,986.95	378,978.39	212,539.55
Accounts Receivable-Ins Procee					
Accounts Receivable-Other	118,544.87	497,453.51	332,149.84	378,908.64	213,604.97
Marina Receivables					
Accounts Receivable-Agat Marina	30,115.70	27,209.07	28,067.36	2,906.63	2,048.34
Accounts Receivable-GDP Marina	6,280.67	6,263.34	5,775.58	17.33	505.09
Accounts Receivable-Harbor OF	12,436.55	12,488.89	9,309.90	52.34	3,126.65

	Amount Current	Amount Last Month End	Amount Last Year End	Change This Month	Change This Year
Marina Receivables	48,832.92	45,961.30	43,152.84	2,871.62	5,680.08
Interest Receivables					
Bank of Guam					
Bank of Hawaii					
Bank Pacific					
CitiBank					
Citizens Security Bank					
First Hawaiian Bank					
GovGuam Emp Fed.Credit Union					
Oceanic Bank					
Other					
Interest Receivables					
Prepaid Expenses	1,249,080.48	1,427,520.56	11,463.67	178,440.08	1,249,080.48
Prepaid Insurance	389,277.12	1,109,496.71		280,180.41	1,378,213.45
Prepaid Expenses	1,638,757.60	1,537,017.27	11,463.67	101,740.33	1,627,293.93
Deferred Expenses					
Deferred Geda Addendum I/Lease					
Credit Note Reimbursement					
Deferred Expenses					
Current Assets	20,314,027.96	20,722,993.31	20,461,513.51	408,965.35	147,485.55
Non Current Assets					
Long Term Receivable	2,258,190.48	2,258,190.48	2,258,190.48		
Long Term Receivable-DOA	1,490,449.90	1,490,449.90	1,490,449.90		
Long Term Receivable-DOA	3,748,640.38	3,748,640.38	3,748,640.38		
Allow for Uncollectible I/R A/R					
Long Term Receivable					
Gas, Oil and Diesel Inventory	86.50	13.77	759.98	72.73	673.48
Supplies Inventory	195,539.31	200,158.87	191,781.84	4,619.56	3,757.47
Collera-Asset Inventory Adj.	1,676.68	1,676.68	1,676.68		
Allowance for Obsolescence	59,716.55	59,716.55	59,716.55		
Inventory for Survey					
Inventory	134,232.58	138,779.41	131,148.59	4,546.83	3,083.99
Work In Progress					
Const Work in Progr-Local	977,315.17	955,327.97	647,927.92	21,887.20	329,287.25
Const Work in Progr-Federal	15,547,381.76	15,670,910.46	15,210,729.78	123,528.70	336,651.98
Const Work in Progr-FMP	53,222.40	53,222.40	53,222.40	53,222.40	53,222.40
Work In Progress	16,577,819.33	16,626,238.43	15,858,657.70	48,419.10	719,161.63
Non Current Assets	16,712,051.91	16,765,017.84	15,989,806.29	52,965.93	722,245.62

	Amount Current	Amount Last Month End	Amount Last Year End	Change This Month	Change This Year
Property, Plant & Equipment					
Land	3,563,000.00	3,563,000.00	3,563,000.00		
Land-Cabras	3,563,000.00	3,563,000.00	3,563,000.00		
Land					
Buildings	15,776,180.58	15,776,180.58	17,094,797.53		1,318,616.95-
Buildings-Original					
Buildings-Substation					
Buildings-Wharf Improvements	59,914,530.44	59,914,530.44	57,934,516.48		1,980,013.96
Buildings	75,690,711.02	75,690,711.02	75,029,314.01		661,397.01
Buildings					
Accumulated Depreciation-Build	15,134,073.96-	15,131,579.01-	16,440,216.16-	2,494.95-	1,306,142.20
AccDeprec-Buildings-Original					
AccDeprec-Buildings-Subshel					
AccDeprec-Buildings-Wharf Impr	24,956,962.13-	24,821,038.58-	24,325,229.17-	135,923.55-	631,732.96-
Accumulated Depreciation-Build	40,091,036.09-	39,952,617.59-	40,765,445.33-	138,418.50-	674,409.24
Furnishings & Equipment					
Air Tools	488,574.71	488,574.71	488,574.71		14,976.20-
Communications Equip	1,150,443.61	1,150,443.61	1,150,443.61		480,000.00-
Computer Equip	25,290,681.83	25,290,681.83	25,290,681.83		19,328.86-
Cranes Equip	1,446,584.25	1,446,584.25	1,446,584.25		
Forklift Equip & Office Equip	1,431,331.00	1,431,331.00	1,431,331.00		
Forklift Equip	3,159,937.31	3,159,937.31	3,159,937.31		
Generator Equip	271,200.00	271,200.00	271,200.00		
Hand Tools	10,788.72	10,788.72	10,788.72		
Hand & Unload Equip	1,995.00	1,995.00	1,995.00		2,439.00
Mowing Equip	982,280.72	982,280.72	979,841.72		1,224.50
Other Equip	14,198.96	14,198.96	12,974.46		
Power Tools					
Safety Equip					
Shop Equip	266,340.29	262,873.62	262,873.62	3,466.67	3,466.67
Tractors	1,557,566.00	1,580,739.97	1,680,739.97		137,000.00-
Vehicles & Motor Equip					
Furnishings & Equipment	35,753,072.37	35,749,605.70	36,397,247.26	3,466.67	644,174.89-
Accumulated Depreciation-Furni					
AccDeprec-Air Tools					
AccDeprec-Communications Eqt.	241,906.14-	236,192.83-	213,339.59-	5,713.31-	28,566.55-
AccDeprec-Computer Equip	1,015,576.20-	1,011,150.27-	1,008,422.75-	4,425.93-	7,153.45-
AccDeprec-Cranes Equip	8,358,951.76-	7,329,384.77-	7,381,481.28-	1,029,566.99-	977,470.48-
AccDeprec-Forklift Equip	1,034,122.25-	1,026,501.55-	1,027,205.21-	4,401.99-	10,301.67-
AccDeprec-Forklift Equip	3,159,937.31-	3,159,937.31-	3,159,937.31-		38,349.80-
AccDeprec-Generator Equip	1,199,199.92-	1,199,199.92-	1,199,199.92-		4,999.90-
AccDeprec-Hand Tools	10,573.26-	10,556.74-	10,590.66-	16.52-	4,82.60-
AccDeprec-Load & Unload Equip					
AccDeprec-Mowing Equip	1,995.00-	1,995.00-	1,995.00-		46,766.80-
AccDeprec-Other Equip	675,347.90-	665,994.54-	628,581.10-	9,353.36-	46,528.25-
AccDeprec-Power Tools	11,226.47-	11,120.82-	10,698.22-	1,105.65-	

	Amount Current	Amount Last Month End	Amount Last Year End	Change This Month	Change This Year
AccDeprec-Safety Equip	196,486.08-	195,628.88-	192,200.08-	857.20-	4,286.00-
AccDeprec-Shop Equip	946,758.58-	933,267.75-	879,304.43-	13,490.83-	67,454.15-
AccDeprec-Tractors	442,983.77-	437,244.76-	551,288.88-	5,739.01-	108,305.11-
AccDeprec-Vehicles & Motor Equ	16,548,068.18-	15,465,727.45-	15,491,016.98-	1,082,340.73-	1,057,051.20-
Accumulated Depreciation-Furni					
Capital Leases					
Capital Leases					
Capital Leases					
Accumulated Amortization-Capit					
AccAmort-Capital Leases					
Accumulated Amortization-Capit					
Property, Plant & Equipment	58,367,679.12	59,584,971.68	58,733,098.96	1,217,292.56-	365,419.84-
Total Assets	95,393,758.99	97,072,982.83	95,184,418.76	1,679,223.84-	209,340.23
Total Liabilities & Capital					
Current Liabilities					
Accounts Payable					
Accounts Payable Custom					
Accounts Payable SSA					
Accounts Payable Others	1,620,593.29	2,379,361.08	3,000,766.87	758,767.79-	1,380,173.58-
Accounts Payable Trade	1,915,830.11	1,881,435.61	2,495,540.06	34,507.43	1,579,597.02-
Accounts Payable Trade					
Received Not Vouchered					
Accounts Payable	3,536,766.44	4,261,026.80	5,496,306.93	724,260.36-	1,959,540.49-
Current Loan Payable					
Current ANZ (USDA) Loan Payabl	103,618.83	119,416.25	176,254.43	15,797.42-	72,635.60-
CU ANZ (USDA) L2M Loan Payable	315,885.31	358,587.52	531,793.72	42,902.21-	216,108.41-
Current Loan Payable	419,304.14	478,003.77	708,048.15	58,699.63-	288,744.01-
Due to Public Utilities					
Due to CPA					
Due to CFA					
Due to GWA					
Due to Public Utilities					
Accrued Interest Payable					
Accrued Interest Payable					
Accrued Interest Payable					
Deferred Revenues					
Deferred Revenues - GFDA	61,769.01-	61,769.01-	61,769.01-		190,695.74-
Deferred Revenues -Leases	100,000.00	100,000.00	290,695.74		7,854.70-
Deferred Revenues Marinas					

	Amount Current	Amount Last Month End	Amount Last Year End	Change This Month	Change This Year
Deferred Revenues	38,230.99	38,230.99	520.00		520.00-
Deferred Revenues			237,301.43		199,070.44-
Accrued Expenses					
Accrued Payroll	322,716.50	322,958.33	369,046.29	241.83-	46,329.79-
Accrued Vacation Pay-Current	1,157,053.47	1,113,556.11	1,083,409.56	43,497.36	93,643.91-
Accrued Vacation Pay					
Accrued Payroll/Quarantine Cost					
Accrued Mail/Supplemental					
Accrued Telephone Cost					
Accrued Typewriter Cost					
Accrued Medicare Cost					
Accrued Federal Grant	250,000.00	250,000.00	250,000.00		1,183.18
Accrued Federal Insurance Payables	145,251.01	143,160.38	4,067.83		
Employee Insurance Payables	145,810.80	143,049.59	150,509.89	2,761.21	4,699.09-
Accrued Medicare Payable					
Accrued Union					
Accrued Miscellaneous Deductio					
Accrued Miscellaneous Disability					
Accrued Health Disability Ins					
Accrued Retirement Contributions					
Accrued Retirement Plan Pay					
Accrued Expenses	1,880,831.78	1,834,724.41	1,837,033.57	46,107.37	43,798.21
Security Deposits					
Security Deposits -Space Leas	90,235.50	90,951.90	90,887.50	716.40-	652.00-
Security Deposits - Marinas	24,952.40	24,834.90	24,834.90	97.50	112.50
Security Deposits	115,187.90	115,806.80	115,727.40	618.90-	539.50-
Capital Lease Obligations- Cur					
Capital Lease Obligations-Curren					
Capital Lease Obligations- Cur					
Other Current Liabilities					
Reserve Shortage-Property Dama					
Lease Payable - GEDA					
Other Current Liabilities					
Current Liabilities	5,990,321.25	6,727,792.77	8,394,417.48	737,471.52-	2,404,096.23-
Non Current Liabilities					
Long Term Accrued Expenses					
Undeferred Retirement Contributi	296,903.82	296,903.82	296,903.82		
Accrued Vacation Pay-Long Term	1,216,519.94	1,216,519.94	1,216,519.94		
Accrued Sick Lve(DC)-Long Term					
Long Term Accrued Expenses	1,513,423.76	1,513,423.76	1,513,423.76		
Capital Lease Obligations					
Capital Lease Obligations					
Capital Lease Obligations					

	Amount Current	Amount Last Month End	Amount Last Year End	Change This Month	Change This Year
Long Term Loan Payables					
LT-ANZ (USDA) Loan Payable 3.5	2,860,883.44	2,860,883.44	2,860,883.44		
LT-ANZ (USDA) Loan Payable 12M	11,090,053.04	11,090,053.04	11,090,053.04		
Long Term Loan Payables	13,950,936.48	13,950,936.48	13,950,936.48		
Non Current Liabilities	15,464,360.24	15,464,360.24	15,464,360.24		
Capital Contributions & Equity					
Contributions-Local Government					
Contributions-Land	3,563,000.00	3,563,000.00	3,563,000.00		
Contributions-Property & Equip	483,688.19	483,688.19	483,688.19		
Contributions-General Fund	13,413,670.45	13,413,670.45	13,413,670.45		
Contributions-G.E.P.A.	100,000.00	100,000.00	100,000.00		
Contributions-PAG (portion of	7,000.00	7,000.00	7,000.00		
Contributions-Local Government	17,567,358.64	17,567,358.64	17,567,358.64		
Contributions-Federal Government					
Contributions-U.S. Govt Rehab	10,321,126.26	10,321,126.26	10,321,126.26		
Contributions-Economic Develop	1,492,676.57	1,492,676.57	1,492,676.57		
Contributions-U.S. Department	6,508,875.60	6,508,875.60	6,508,875.60		
Contributions-U.S. Govt-Fema	6,553,763.30	6,553,763.30	6,553,763.30		
Contributions-Federal Governme	18,376,441.73	18,376,441.73	18,376,441.73		
Accumulated Earnings					
Accumulated Earnings	22,953,260.99	22,953,260.99	22,953,260.99		
Accumulated Earnings (Deficit)	12,428,574.68	12,428,574.68	12,428,574.68		
Accumulated Earnings	35,381,835.67	35,381,835.67	35,381,835.67		
Net Earnings (Loss)	2,613,441.46	3,555,193.78	5.00	941,752.32	2,613,436.46
Capital Contributions & Equity	73,939,077.50	74,880,829.82	71,325,641.04	941,752.32	2,613,436.46
Total Liabilities & Capital	95,393,758.99	97,072,982.83	95,184,418.76	1,679,223.84	209,340.23

Port Authority of Guam
Aging Summary Report

Page 1
Date 3/24/14
AS Of 02/28/14

Number	Name	Address	Phone Number	Co	Balance Open	Current	31	60	90	91	120	Over 120	Last Paid Amount	Date
1003	ALVAREZ, PATRICK E.		4775931/X23	00050	2.00-	2.00-							2.00	02/28/14
1487	Guam Federation of Teacher		7354390	00050	859.00-	859.00-						194.96	194.96	03/11/14
1490	Guam Telephone Authority		6462100/335	00050	398.36	203.40							90.00	02/21/14
1769	MANTUAYAN, FRANK C.		9696038	00050	90.00-	90.00-							90.00	11/04/11
7106	Shell Guam, Inc.		6470000	00050	50700.00	1950.00	1950.00					44850.00	59801.11	03/20/14
7346	Ambyth Shipping & Trading		4778200/647	00050	320880.77	500821.44	500821.44					289163.62	402032.20	03/20/14
7350	Consolidated Transportatio		6462853/447	00050	1363540.55	553653.61	4120.36	15781.52				43104.01	100.00	03/20/14
7358	Cabrera Marine Corp Co		6499302/3EV	00050	65340.19	4857.26	6163.86					18796.66	135.39	03/21/14
7376	Madison Stagnation Co		4755981/2	00050	3185441.24	051420.87	65995.68					77754.62	80087.82	03/21/14
7384	Maritima Steamship Agencie		4728584	00050	360758.62	270457.82	370.90					115050.03	1742.55	03/21/14
7413	Seaboard Lines		6459303/RIC	00050	133432.21	16826.56	82.32					30289.75	5000.00	02/21/14
7433	Shaw Boatlines		6873492/MRS	00050	571.65	571.65						36993.57	1083.17	03/05/14
7923	Inchcape Shiping Services		4775921/A	00050	36705.78	33941.22	129.43					54.81	54.81	08/07/13
7932	Mid Pacific Shiping Corp		6534026/VIC	00050	36993.57	36993.57						122.79	262.00	03/17/14
8141	Mid Pacific Lines		6358991/589	00050	564.15	564.15						54.81	54.81	08/07/13
8310	Ocean Care Company		4752790/ELL	00050	54.81-	54.81-						122.79	262.00	03/17/14
8475	Santa Bussan (Guam) Co, Lt		4771072/3	00050	777.09-	1656.91-	767.03					122.79	262.00	03/17/14
8483	Subba Company		6493369/646	00050	2326.35-	2326.35-	3218.25					18538.77	5752.30	02/21/14
8547	Sun Bay Corp./Jan Zis Louin		3393129/ONA	00050	28193.52	3385.24-	3218.25					16	16	12/27/12
9208	PT Pacific, Inc. DBA: IT&		6468866/89	00050	3385.24-	3385.24-						45.14	45.14	12/20/13
9363	Luen Fung Enterprises		6467072	00050	18205.53	45.14-	750.00					15955.53	463.41	02/27/14
9613	Zisovsk, Michael J./Jan		6461940	00050	61.80	61.80						80.00	80.00	02/26/14
9620	Alupong Beach Club		6871847	00050	176.05-	176.05-						200.00	200.00	11/27/13
9638	Amuyag Community School		6464712/CAT	00050	120.00-	120.00-	40.00					14.34	175.00	12/02/13
9654	Baba, Bideharu		7344123	00050	34.34	34.34						700.00	600.00	03/13/14
9697	Camacho, Antonio Frank C.		7877509	00050	100.00	50.00	20.00					450.00	450.00	02/07/14
9726	DeCard, Robert		9899944	00050	80.00-	80.00-						1020.00	600.00	01/15/14
9742	Duenas, Roy P		4728353	00050	1425.00	312.50	137.50					9084.14	303.00	10/15/13
9811	Beckres, Michael D.		5554038	00050	510.00	510.00						32.70	32.70	03/21/14
9822	Osakara Cruise Inc/Fish E		4757777/AKI	00050	500.00-	500.00-	150.00					1320.00	94451.84	03/14/14
9849	Forex William A		6451571	00050	9084.14	9084.14						608.02	608.02	02/02/12
9911	Guaymk Corporation		4776961	00050	281.30	18.70-	150.00					137.50	137.50	01/06/14
10081	Lundol, Callom L.		6884802	00050	1291.61	101.40	1190.21					880.00	880.00	12/27/13
10111	Lundol, Callom L.		6466050/ROM	00050	1291.61	101.40	1190.21					137.50	137.50	02/21/14
10217	Maeda, Thomas Z.		2960516	00050	127.36-	127.36-						765.33	765.33	02/02/12
10225	Mobi, Oly Guaz, Inc.		6483600	00050	504507.01	94451.84	410055.17					15.45	15.45	02/24/14
10516	Beckfi Data System		6484361/2	00050	43.43-	43.43-						190.74	190.74	03/21/14
10701	Peterson, George N.		6486551	00050	765.33	765.33						558.36	558.36	02/14/14
10743	Poppe, Edward/FISH INC		7894211	00050	137.50-	137.50-	14.66					2978.56	203.11	01/30/13
10778	Poppe, World Diving		6468903	00050	800.00-	800.00-						220.00	220.00	10/10/13
11615	Teang Brothers Corporation		6388133/CHR	00050	22.55-	22.55-						412.50	412.50	01/09/14
11756	V. Augusto's Trucking		5652395	00050	37.91	4.87-						155.00	155.00	06/15/12
11776	American Bureau of Shippin		4772490	00050	348.18-	348.18-						300.00	300.00	12/16/13
11784	U.C. Marketing		6336330/31/	00050	3847.12	30.00-	449.28					160.00	160.00	01/02/14
12054	Beckfi Welding Services		4774365/472	00050	45.13-	45.13-						1342.30	1342.30	12/05/12
12084	Liberty, William W		5651172/SON	00050	25.99	25.99						220.00	220.00	01/09/14
12335	Liberty, Lawrence D. / Sand		7891374	00050	880.00	220.00	220.00					625.00	625.00	02/25/13
12353	Beckfi, Protein Corp		6468082	00050	137.50-	137.50-						300.00	300.00	12/16/13
12373	Beckfi, Billy		6468080	00050	50.00	50.57-	50.00					160.00	160.00	01/02/14
12393	Beckfi, John R.		6372052	00050	200.00-	200.00-						1342.30	1342.30	12/05/12
12397	Cruz, John R.		6511039	00050	120.00-	120.00-						16550.70	16550.70	12/05/12
12400	Remolich Resources		6881288/472	00050	16557.00	1010.60-	342.30					16550.70	16550.70	12/05/12

Number	Name	Address	Phone Number	Co	Balance Open	Current	Aging					Over 120	Amount	Date
							31	60	61	90	91			
14384	Auto Marine Inc.		671	00050	3962.94	127.25	681.48	1140.16	1125.50	888.55	1500.00	03/07/14		
14387	Guam Sunwoo Ferry Corp.		671	8981862/ROB	00050	650.00					1300.00	03/17/14		
14388	Guam JRC Logistics		671	6470263	00050	500.00					500.00	02/25/14		
14405	KVOG Broadcasting/MCS, LLC		671	58675.76	00050	70.64	1388.20	1289.80	1289.80	54637.32	45.36	11/14/12		
14409	Robinson, Marle Ann		671	6329935	00050	480.00					536.00	11/27/13		
14431	Quinata, Carlos/Amber Heri		671	7272873	00050	50.00					137.50	03/18/14		
14436	John C. Aguon/Wyung J. Par		671	6867398(MR.)	00050	600.00					850.00	01/17/14		
14438	Geneux, Michael		671	6881376	00050	221.72					137.50	10/10/13		
14443	Moritz, Lance		757	6310615	00050	750.00					150.00	01/21/14		
14444	Office of the Governor of		671	4728951	00050	589505.07	58184.34	160507.93		5028.31	80182.53	03/18/14		
14447	Flores, Paul A		671	6538282	00050	50.00					50.00	03/04/14		
14466	Beck, Chris		671	6332203	00050	5.37					504.71	08/30/13		
14478	McCue, Michael R.		671	4839778	00050	875.00				875.00	137.50	08/25/10		
14480	Moody, Mike		671	7775556	00050	195.00					440.00	03/22/13		
14482	Quinata, John		671	5653240(DIS)	00050	550.00					550.00	03/14/14		
14485	Rains, Julian T.		671	6320036	00050	270.00					1341.50	03/05/14		
14503	Fox, Norman		671	5651591	00050	605.02	220.00	137.50	110.02		135.00	03/05/14		
14526	Cementon Micronesia, LLC		671	4832662(JRR)	00050	158776.00	19847.00	19847.00	19847.00	99235.00	19847.00	06/26/12		
14533	Brochton, Michael		671	8988612	00050	55.00					200.00	12/20/13		
14534	Martin, Dwight		671	4833574	00050	125.00					500.00	02/07/14		
14535	Young, Diane & Jerry		671	5658535	00050	2034.25	177.25	177.25	177.25	1490.25	200.00	02/27/14		
14537	Fredrick, Bruce & Dianne		671	6480030	00050	1355.80	251.16	251.16	251.16	326.16	502.32	01/06/14		
14542	Heavy Equipment Rental Opt		671	6330265	00050	4581.18	579.60	579.60	579.60	3421.98	1738.80	03/12/14		
14560	Poll, Pederro H.		671	4561858(NOS)	00050	746.25					10.00	04/22/09		
14561	Trombley, William		671	7891940(DIS)	00050	2337.50	137.50	137.50	137.50	1925.00	135.00	08/21/12		
14575	Willigear, Rosco Dean		671	4776490	00050	1110.00	40.00	95.00	70.00	865.00	140.00	11/05/13		
14576	Waterfield, Michael		671	9691688	00050	372.50					33.49	11/07/12		
14582	Packbier, Paul E.R./PCR Gu		671	4733560	00050	200.00					300.00	02/03/14		
14587	Moore, James		671	7347263	00050	412.50					137.50	07/22/10		
14597	Topana, Juan JP		671	7893701(NOS)	00050	348.98					15.00	01/29/14		
14602	JRC Maritime Services		671	6470263/472	00050	17445.24	137.50	162.50	137.50	348.98	15.00	07/22/10		
14610	U.S. Department of Homeland		800	3686498	00050	3684.62				17445.24	3091.50	01/21/14		
14622	Singenes, Singeo I.		671	7341017*NOT	00050	755.00				3684.62	300.00	02/26/14		
14633	Eusebio, Ricardo B.		671	6460443	00050	525.00				180.00	25.00	03/17/14		
14636	Baldevarona, Egdar B.		671	6320672/73	00050	82.50					55.00	03/13/14		
14642	Tristar Terminals Guam, In		671	5652300	00050	140157.49	137.50	162.50	137.50	152241.02	300.00	02/20/14		
14656	Euh, Sol Y.		671	6899989	00050	200.00					300.00	01/30/14		
14752	Head, David		671	6881144/9	00050	82.50					137.50	03/20/14		
14755	Marsono, Markus		671	8881722(NOS)	00050	405.50				405.50	50.00	09/11/12		
14764	San Jose Investments, LLC		671	4721135	00050	84.00					75.44	12/13/13		
14771	Sun, Stephen		671	7771818	00050	84.00					504.00	03/13/14		
14776	MARAD		671	6470000X102	00050	169.45					34271.66	11/30/11		
14778	IP&E Holding LLC		Y71	9896379/LYN	00050	183911.53	.01	780.16	982.62	1.37	1471.07	03/19/14		
14785	Howard Lyette/John Regis		671	4725060	00050	1423.00	162.50	162.50	162.50	773.00	200.00	03/21/14		
14791	Fong, Francis L		671	6469747	00050	340.88					300.00	02/19/14		
14797	Santiago, Arsenio A.		671	6469747	00050	3064.52	202.86	202.86	202.86	2253.08	608.58	06/27/13		
14811	Baumark, Wayne/Coral Reef		671	6464895	00050	220.00					220.00	01/06/14		
14815	Rutiki, Siso		671	7773849(NOT)	00050	787.50					200.00	08/22/13		
14820	Underwater World		671	6499191EXT1	00050	137.50				787.50	137.50	03/04/14		
14821	Searunner Marine Inc.		671	4721144	00050	792.50					110.00	11/05/13		
14844	Global Investment Group In		671	6853156/T.P	00050	2221.40				2221.40	2171.40	03/31/11		
14849	Triad International		671	6881050(NOT)	00050	471.00				471.00	140.00	04/03/12		
14857	Hong Gi Chu (Sky)		671	6884401	00050	2.50					140.00	05/02/13		
14868	Le, Hien Van		671	7976269	00050	1237.50				1237.50	137.50	02/14/12		

Port Authority of Guam
Aging Summary Report

Number	Name	Address	Phone Number	Co	Balance Open	Current	Aging				Over 120	Amount	Last Paid Date	
							31	60	90	91				120
14875	Best, Bruce		7894746	00050	302.52	55.00						880.00	11/07/13	
14890	Roberts, Tom		6329733	00050	115.92	115.92	137.50	110.02				115.92	03/10/14	
14893	Cruz, Joseph R.		7346639	00050	85.50					84.00		59.00	09/19/12	
14911	Talman, John		4725161	00050	105.00	21.00						42.00	03/18/14	
14917	Boyal Cargo Guam, LLC		6337225/6	00050	217.59	217.59						1647.27	10/04/13	
14918	Boyal Cargo Guam, LLC		6899959/MR.	00050	41.35	41.35						43.42	12/13/11	
14922	Jack Michael		6497300	00050	1060.00		137.50	162.50				300.00	10/07/13	
14923	Stachurs CHARLES		6871600	00050	1483.28		255.00	255.00				2000.00	06/26/13	
14925	JONGEY		6838199	00050	574.80		137.50	137.50				220.00	03/04/14	
14949	OKA Hirayuki		7742421	00050	25.00							135.00	08/19/13	
14953	Castro, Jesse AR		6468888	00050	9232.77					9232.77		2121.13	07/19/13	
14957	Polaris Guam LLC/Wu, John		6478262/ARO	00050	560.00							960.00	12/05/13	
14968	Nguyen Hoa Van		7771157	00050	2166.24					2166.24		22.57	08/08/12	
14984	Tec Bulls Corporation		9691944/394	00050	25.99							211.96	12/18/12	
15028	JEC International LLC		9691944	00050	370.94		137.50					695.52	03/04/13	
15032	Pacific Marine Enterprises		9898451	00050	137.50		137.50					412.50	03/10/14	
15051	Thursgco, Joseph T		5651293	00050	1135.00		420.00	130.00				340.00	02/07/14	
15051	T. Frigb & Diving, Inc			00050	20.00									
15052	DEKOVU VENTURES, LLC		4336686	00050	206.25							137.50	03/04/14	
15054	Dennan, Peter		9892424	00050	175.00					175.00		300.00	05/09/13	
15062	Kendo, Etauo		4773533	00050	25.00							210.00	02/26/14	
15088	Slids, Paul H.		6496482	00050	962.50		137.50	137.50				137.50	07/02/13	
15091	Halgenberger, Patrick		9890951(NO.	00050	84.10							84.10	07/09/13	
15096	International Bridge & Con		6534026	00050	700.25		137.50	137.50				174.00	12/06/13	
15097	Junesay Lowell B		4875283	00050	385.00					185.25		220.00	03/04/14	
15099	Williams, Michael E.		6853335	00050	85.20					85.20		220.00	03/04/14	
15103	Collier, Ernest		4882656	00050	2544.00							1386.00	10/03/13	
15106	MORPHOTRUST USA		6884848	00050	5955.76							13247.74	10/22/13	
15122	Global Un Salvage Inc.		8886228	00050	172.50							412.50	03/18/14	
15123	OKADA AKIRA		9296728	00050	137.50							2.50	10/29/13	
15141	FRANCIS, Benjamin		7340005	00050	81.17							456.85	01/15/14	
15145	MOSA'S HOTBOX		4886672	00050	300.00							45.14	01/02/14	
15147	Hertling, Jeremy T.		6852434	00050	300.00							907.50	03/14/14	
15149	PIKARU GROUP CORPORATION		6498751	00050	302.50							14.66	12/13/13	
15152	SUNNY SIDE UP GUAM INC.		727-8767/TO	00050	14.66							550.00	12/16/13	
15154	ELSEGINI, ORANA MARIE D.		797-1821	00050	150.00							32.46	03/11/14	
15155	BALMER, IAN & KIM BRODLIEB		483-8939	00050	32.46							250.00	02/28/14	
15165	AQUA WORLD MARINA		646-6743	00050	250.00							125.00	02/28/14	
15166	Jenkins, David		6497031	00050	750.00							750.00	02/28/14	
15168	World Pinnacle/Guam Pinnac			00050										
15171	Lets Dive Guam			00050										

00050 Port Authority of Guam

6908933.87 423721.80 776652.60 220235.24 99315.36 389008.87

Grand Total:

6908933.87 423721.80 776652.60 220235.24 99315.36 389008.87

Port Authority of Guam
Aging Summary Report

Page 5
Date 3/24/14
AS OF 02/28/14

Parent Number	Name	Address	Phone Number	Co	Balance Open	Current	31 - 60	61 - 90	91 - 120	Over 120	Last Paid Amount	Date
00050					6908933.87	4423721.80	776652.60	220235.24	99315.36	1389008.87		

Grand Total: 6908933.87 4423721.80 776652.60 220235.24 99315.36 1389008.87

Port Authority of Guam
Accounts Payable Summary

Supplier	Supplier Name	Phone	Co	Balance Open	Current	61 - 90	91 - 120	Over
1485	Administrative Se		00050	1.00				1.00
12215	Americana Supplie	671 6464371 (ERIC)	00050	20.00	20.00			
14929	AMORIENT Engineer	671 6498170	00050	35740.59	35740.59			
12497	AC Auto Air Condi	671 6462470/6122 (00050	735.00	735.00			
14940	Baleto, Christine	671 6477562 (SALLY	00050	100.00	100.00			
11768	Benson Guam Enter	671 6323338/63754	00050	158.84	158.84			
13495	BME & Son Inc./DB	671 6491803/6	00050	53325.00	53325.00			
13042	C.P.S. Electric	671 4726816	00050	540.00	540.00			
13174	Calvos Select Car		00050	293.54				293.54
11831	Cash		00050	1765.50	1765.50			
14591	Cruz, Patricia B.		00050	554.10	364.00			554.10
13935	D.S.Y. Corporatio	671 6371687 (FE)	00050	364.00				
11148	Dept. Rev. & Tax(W		00050	18.29				18.29
11778	Dewitt Trans Serv	671 6464442/64818	00050	196.35	196.35			
7798	Diamond Auto Part	671 6494234/64605	00050	1582.90	1582.90			
14958	DKK Pacific Guam,	671 6475500X107	00050	53222.40	53222.40			
1685	DURNAS, MARGRET N	671 4775931EXT.30	00050	487.85	487.85			
14372	Federal Reserve B	800 5532663	00050	1400.00	1400.00			1400.00
9030	Foremost Crystal	671 6499782	00050	793.50-	793.50-			
14865	Gibson, Mary Mich		00050	100.00	100.00			
11447	Gov't of Guam Ret		00050	6.20				6.20
13737	Gov't of Guam Ret		00050	28.87				28.87
11455	Gov't of Guam Ret		00050	19.02				19.02
12984	Guam Cool Air Sal	671 6492032 (WANNA	00050	1060.00	1060.00			
14507	Guam Home Center	671 6324442	00050	2037.85	2037.85			
7851	Guam Power Author	671 5652909 (AGAT)	00050	102834.79	102834.79			
15144	Guam Quality Wate	671 6469287	00050	532.00	532.00			
12126	Guam Waterworks A	671 6477800 (ROSE)	00050	158178.10	31847.08		154.60	126176.42
14920	Heavy Equipment P	671 6888401	00050	1132.00	1132.00			
14320	Home Depot (The)	671 6480401	00050	857.91	857.91			
9187	Hydra-Air Pacific	671 6495843/5844N	00050	770.70	770.70			
9152	HFP Industrial Pr	671 6470345	00050	3909.40	3909.40			
13092	I Connect		00050	7.14				7.14
11830	Iris Ltd.	310 5414000	00050	7000.00	7000.00			
11784	Island Choice Dri	671 6378902	00050	120.00-	120.00-			
9224	Island Equipment	671 6465261/56545	00050	53.25	53.25			
13105	IBM Corporation (671 4754408	00050	2337.29	2337.29			
14514	ICON Corporation	671 6874266	00050	765.00	765.00			
9312	Jack Peters & Com	671 6461241/7349 (00050	58.00	58.00			
11786	K-M universal Pal	671 6461851 (EDDIE	00050	154.12	154.12			
15177	Kernaghan, Timoth		00050	50.00	50.00			
11888	Kings Auto Parts	671 4728142/3JOEO	00050	325.00	325.00			
9339	Lab Safety Supply	800 3560783	00050	11.00-	11.00-			
7376	Lab Safety Supply	671 4755981/2	00050	127421.96	127421.96			
11929	Megabyte	671 6499698	00050	2295.00	2295.00			
10188	Mid-Pac Far East	671 6325160/5169/	00050	650.00	650.00			
13909	MARIANAS VARIETY	6491924 (CAROL	00050	160.00	160.00			
15106	MORPHOTRUST USA	202 6884848	00050	259.50	259.50			
10356	National Office S	671 7340314 (EMILY	00050	12035.00	12035.00			
14711	National Trading	671 6471883	00050	409.50	409.50			
10399	Oceanic Lumber, I	671 6469111/3 (MYL	00050	339.80-	339.80-			
12034	Office Of The Att		00050	12957.13				12957.13
13196	Pacific Human Res	671 6376906/7/8	00050	2542.80	2542.80			
1515	Paintco Incorpora	671 4727770/7771	00050	8.51	8.51			
14197	Parsons Brinckerh	671 9884554 (MATTH	00050	604625.30	604625.30			

Supplier	Supplier Name	Phone	Co	Balance Open	Current	61	90	91	120	121	Over
14831	Phillips and Bord	671 4772223	00050	58647.65	58647.65						0
14631	Public Utilities	671 4721907	00050	113476.41	113476.41						0
14783	PITNEY BOWES INC.	203 3266132	00050	9.99	9.99						0
9208	PTI Pacific, Inc	671 6468886/89	00050	2506.00	2506.00						0
10823	Reaction Supply C	671 4725651	00050	3396.70	3396.70						0
14792	Securesafe Soluti	671 6490797	00050	660.00	660.00						0
15135	Studer, Heinz	619 7080662	00050	205.68	205.68				205.68		
1155	SANTOS, FRANCISCO	671 4775931/332,3	00050	100.00	100.00						6219.59
14864	STANDARD INSURANC	671 3212091	00050	6219.59	6219.59						
11076	Ten-Tak Supply	671 6465666 (KIN/D	00050	115.60	115.60						
13420	Treasurer Of Guam		00050	503156.02	503156.02						
11983	Treasurer Of Guam		00050	18527.15	18527.15						
14642	Tristar Terminals	671 5652300	00050	3814.35	3328.23						486.12
11615	Tsang Brothers Co	671 6388133 (CHRIS	00050	340.50	340.50						
11623	Unitek Environmen	671 5653151 (LEROY	00050	1320.00	1320.00						
11956	Workers Compensat		00050	8625.00	8625.00						8625.00
00050	Port Authority of Guam			1915943.04	1758790.34			360.28			156792.42
	Grand Total			1915943.04	1758790.34			360.28			156792.42

PORT AUTHORITY OF GUAM

Facility Maintenance Fee Ledger

50.1122.BOGFM

60.5841						BOG	
Date	Description	Debit	Credit	Balance	Remarks	Balance	Date
				-		1,343.72	10/18/2012
10/31/2012	Revenues	128,054.41		128,054.41			
11/30/2012	Revenues	136,714.49		264,768.90		17,571.41	3/18/2013
12/31/2012	Revenues	135,134.97		399,903.87		16,017.96	3/28/2013
1/31/2013	Revenues	83,474.01		483,377.88		50,000.00	4/2/2013
2/28/2013	Revenues	134,963.11		618,340.99		55,181.02	4/5/2013
3/31/2013	Revenues	106,297.86		724,638.85		15,000.00	4/10/2013
4/30/2013	Revenues	101,044.38		825,683.23		87,504.18	4/15/2013
5/31/2013	Revenues	133,634.87		959,318.10		350,000.00	4/19/2013
6/14/2013	LC4 Cable Replacement (DCK Pacific)		78,000.00	881,318.10	Completed	18,650.26	4/30/2013
6/30/2013	Revenues	111,439.34		992,757.44		107,294.52	5/8/2013
7/31/2013	Revenues	131,824.10		1,124,581.54		11,818.72	6/27/2013
7/31/2013	Yard Stripping		235,000.00	889,581.54		5,112.15	7/3/2013
	F5/6 Concrete Pole Light Upgrade Doc		231,680.00	657,901.54	Awarded	37,942.64	7/10/2013
7/31/2013	High Tower Renovation		25,000.00	632,901.54		94,264.19	7/12/2013
7/31/2013	Lower Tower Renovation		65,000.00	567,901.54		11,388.23	7/24/2013
7/31/2013	Warehouse 1, Bay 2 & 3 removal/rep		75,500.00	492,401.54	Completed		
	Terminal Relocation		10,000.00	482,401.54		106,434.24	7/30/2013
8/31/2013	Revenues	110,602.88		593,004.42			
8/31/2013	Lower Tower 2nd Floor Renovation		53,000.00	540,004.42			
	Hotel Wharf		537,000.00	3,004.42		19,950.41	8/2/2013
9/30/2013	Revenues	104,197.42		107,201.84		58,758.05	8/13/2013
10/31/2013	Revenues	131,158.87		238,360.71		106,361.97	9/3/2013
11/30/2013	Revenues	104,937.30		343,298.01		17,677.97	9/25/2013
12/31/2013	Revenues	111,418.07		454,716.08		25,695.93	9/30/2013
1/3/2014	F-6 Bollard Repair		25,000.00	429,716.08		99.78	12/31/2013
1/3/2014	Spalling - CFS		221,000.00	208,716.08		39,420.19	1/9/2014
1/3/2014	Hatch Covers-CFS		12,000.00	196,716.08		260.76	1/31/2014
	Other Small Projects		177,516.00	19,200.08			
1/31/2014	Revenues	125,865.40		145,065.48			
2/17/2014	F2/F3 West Gate		5,000.00	140,065.48			
2/28/2014	Revenues	88,709.38		228,774.86		120.22	2/28/2014
						1,253,868.52	

PORT AUTHORITY OF GUAM

Crane Surcharge					9.50%	BOG 0101-330971 50.1122.BOGCRANE	
60.5851					Sinking	Bank Bal.	
Date	Description	Amount	Balance	Remarks	Fund	Amount	Date
9/30/2013	Balance Forwarded		(697,226.99)		391,239.08	445,691.47	
10/20/2013	Loan Payment	(101,426.79)	(798,653.78)				
10/1/2013	Pola Insurance Prem	(260,000.00)	(1,058,653.78)			22,379.06	10/21/2013
10/31/2013	Revenues	525,175.72	(533,478.06)		49,891.69		
10/31/2013	Depreciation	(66,666.67)	(600,144.73)				
10/31/2013	Pola 14 Exp 70.8390	(16,384.93)	(616,529.66)				
	Pola 16 Exp 70.8391	\$ (16,384.94)	(632,914.60)				
	Pola 17 Exp 70.8392	\$ (16,384.93)	(649,299.53)				
	Gantry 3	\$ -	(649,299.53)				
10/31/2013	Reserve	\$ (49,891.69)	(699,191.22)				
11/20/2013	Loan Payment	(101,426.79)	(800,618.01)			31,820.78	11/6/2013
11/30/2013	Revenues	422,819.31	(377,798.70)		40,167.83		
11/30/2013	Depreciation	(66,666.67)	(444,465.37)				
11/30/2013	Pola 14 Exp 70.8390	(15,862.38)	(460,327.75)				
	Pola 16 Exp 70.8391	(15,811.88)	(476,139.63)				
	Pola 17 Exp 70.8392	(16,667.94)	(492,807.57)				
	Gantry 3	(493.81)	(493,301.38)				
11/30/2013	Reserve	(40,167.83)	(533,469.22)				
	Reverse accrual	341,970.34	(191,498.88)				
11/30/2013	FY13 G3 Expense	\$ (404,985.52)	(596,484.40)				
12/20/2013	Loan Payment	(101,426.79)	(697,911.19)			5814.03	12/4/2013
12/31/2013	Revenues	\$ 458,436.01	(239,475.18)		\$ 43,551.42		
12/31/2013	Depreciation	(66,666.67)	(306,141.85)			41.09	12/31/2013
12/31/2013	Pola 14 Exp 70.8390	\$ (10,303.91)	(316,445.76)				
	Pola 16 Exp 70.8391	\$ (10,303.91)	(326,749.67)				
	Pola 17 Exp 70.8392	\$ (10,303.93)	(337,053.60)				
12/31/2013	Gantry 3	-	(337,053.60)				
12/31/2013	Reserve	\$ (43,551.42)	(380,605.02)				
1/20/2014	Loan Payment	(101,426.79)	(482,031.81)			8,939.67	1/23/2014
1/31/2014	Revenues	494,485.98	12,454.17		46,976.17	22,484.99	1/24/2014
1/31/2014	Depreciation	(66,666.67)	(54,212.50)		-		
1/31/2014	Pola 14 Exp 70.8390	\$ (118,310.59)	(172,523.09)				
	Pola 16 Exp 70.8391	(68,665.60)	(241,188.69)				
	Pola 17 Exp 70.8392	(85,274.16)	(326,462.85)				
1/31/2014	Gantry 3	(15,721.72)	(342,184.57)				
1/31/2014	Reserve	\$ (46,976.17)	(389,160.74)			107.94	1/31/2014
2/20/2014	Loan Payment	(101,426.79)	(490,587.53)			21,322.30	2/20/2014
2/28/2014	Revenues	396,936.26	(93,651.27)			39,765.06	2/21/2014
2/28/2014	Depreciation	(66,666.67)	(160,317.94)			52.78	2/28/2014
	Pola 14 Exp 70.8390	\$ (53,442.07)	(213,760.01)				
	Pola 16 Exp 70.8391	\$ (28,770.97)	(242,530.98)				

OPERATION DIVISION REPORT SUMMARIZATION

March 05, 2014

Prepared By: John B. Santos

CONTAINER REPORT:

For the Month of February:

- Total Cargo Vessels: 22
- Total Containers Handled: 6,636

Year to Date (October 2013 – September 2014)

- Total Cargo Vessels: 113
 - Total Containers Handled: 36,485
 - Monthly Container Handled Average: 7,297
-

VESSEL PRODUCTIVITY REPORT:

Average Gross Move Per Hour (AGMPH):

- Matson 22 AGMPH
 - MSA Barges 18 AGMPH
 - MSA Kyowa, Condor 12 AGMPH
 - Ambyth 13 AGMPH
 - MEL 19 AGMPH
-

EQUIPMENT REPORT:

Gantry Cranes:

Gantry Cranes 4, 5, & 6 are fully operational for this period. Gantry crane 3 is still under repair status. Gantry cranes 4, 5, & 6 were utilized. Gantry crane 6 had more operational hours than Gantry cranes 4 & 5 during this period. **Downtime:** (Gantry 4 had a little over three hours due to power, hoist, gantry & spreader problem; Gantry 5 had less than one hour for power & cable problem; & Gantry 6 had over seven hours due to spreader, twistlock, hydraulic leak, & baloney cable problems.

Mobile Harbor Crane:

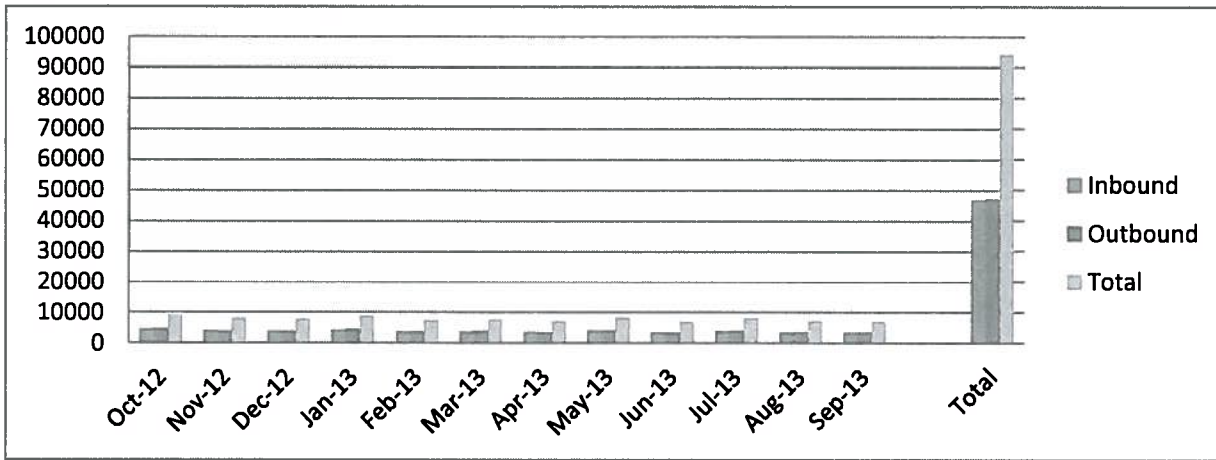
Not used for cargo operations during this period.

Container Total Comparison
Fiscal Year 2013 - Fiscal Year 2014

Month	Inbound	Outbound	Total
Oct-12	4557	4656	9213
Nov-12	4211	3944	8155
Dec-12	3938	3873	7811
Jan-13	4263	4645	8908
Feb-13	3720	3716	7436
Mar-13	3799	3969	7768
Apr-13	3692	3574	7266
May-13	4170	4185	8355
Jun-13	3586	3454	7040
Jul-13	4007	4126	8133
Aug-13	3578	3615	7193
Sep-13	3506	3554	7060

8305	(5 Months Average)
------	--------------------


Total	47027	47311	94338
--------------	--------------	--------------	--------------



Month	Inbound	Outbound	Total
Oct-13	4090	3949	8039
Nov-13	3335	3342	6677
Dec-13	3598	3419	7017
Jan-14	4018	4098	8116
Feb-14	3242	3394	6636
Mar-14			0
Apr-14			0
May-14			0
Jun-14			0
Jul-14			0
Aug-14			0
Sep-14			0

7297	(5 Months Average)
------	--------------------

Total	18283	18202	36485
--------------	--------------	--------------	--------------



Vessel Recap
February 2014

"Matson Navigational"													Gmph										
Vessel	Voy.	Arrive	Depart	First Lift	Last Lift	Lifts		Total		Ops	Loss	Berth	Shift GMPH										
						In	Out	Cmrs	TEUs				Hrs	Hrs	1st	2nd	3rd	4th	5th				
Maunawili	119	05 Feb - 04:47	06 Feb - 07:08	05 Feb - 05:43	06 Feb - 05:12	465	610	1075	2083	23.5	12.9	26.4	0:00	0:00	0:59	19	17	23		27.1	19.3		
Maunalei	80	12 Feb - 06:55	13 Feb - 18:24	12 Feb - 08:18	13 Feb - 16:49	614	567	1181	224.8	32.5	3.9	35.5	0:42	0:00	0:00	21	21	24		26.9	22.5		
RJ Pfeiffer	389	18 Feb - 16:06	19 Feb - 15:31	18 Feb - 16:54	19 Feb - 14:07	444	583	1027	1929.8	21.2	8.2	23.4	0:32	0:17	0:09	18	20	25		25.9	21.0		
Manukal	144	25 Feb - 16:14	26 Feb - 21:28	25 Feb - 17:22	26 Feb - 20:48	585	457	1042	1998.5	27.4	15.4	29.2	1:51	0:05	0:44	30	19	30		26.9	19.1		
Mana	019/020	17 Feb - 07:42	n/a	17 Feb - 08:54	17 Feb - 16:33	161	1	162	253.3	7.6	1.2	n/a			0:00	27				33.2	26.9		
Total:						2269	2218	4487	6489.4												26.0	21.8	
Month NimpH/Gmph Average:																							
"Marianas Steamship Agency" (Barges)													NmpH										
Vessel	Voy.	Arrive	Depart	First Lift	Last Lift	Lifts		Total		Ops	Loss	Berth	Shift GMPH										
						In	Out	Cmrs	TEUs				Hrs	Hrs	1st	2nd	3rd	4th	5th				
S-2007	67s/68n	04 Feb - 07:46	06 Feb - 06:53	04 Feb - 09:53	06 Feb - 05:51	40	45	85	151.3	5.3	2	417.1			0:00	27	21			25.8	15.9		
S-2007	68s/69n	11 Feb - 22:39	14 Feb - 00:35	11 Feb - 23:12	13 Feb - 23:46	44	53	97	173	5.8	1.9	8.9			0:00	16	19			25.1	16.8		
S-2007	69s/70n	17 Feb - 11:07	20 Feb - 01:38	17 Feb - 16:46	19 Feb - 20:18	50	48	98	167.3	5.3	2.1	19.7			1:28	33	8	24		30.5	18.4		
S-2011	14-01	20 Feb - 21:30	21 Feb - 19:08	20 Feb - 20:35	20 Feb - 21:06	0	24	24	24	0.5	0.1	27.6			0:00	33				39.6	32.6		
Total:						134	170	304	515.6												30.3	20.9	
Month NimpH/Gmph Average:																							
"Marianas Steamship Agency" (Kyowa)													Gmph										
Vessel	Voy.	Arrive	Depart	First Lift	Last Lift	Lifts		Total		Ops	Loss	Berth	Shift GMPH										
						In	Out	Cmrs	TEUs				Hrs	Hrs	1st	2nd	3rd	4th	5th				
Hibiscus	153	12 Feb - 01:48	13 Feb - 18:54	12 Feb - 03:30	13 Feb - 16:32	88	96	184	242	37	13	41.1			0:00	4	11	10	7		10.6	6.0	
Cattleya	138	14 Feb - 10:00	14 Feb - 19:42	14 Feb - 11:25	14 Feb - 18:49	44	90	134	186	7.4	1.1	9.7			0:00	21					25.8	21.3	
Total:						132	186	318	428													16.2	13.7
Month NimpH/Gmph Average:																							

CY 2014 PAG CRANES
MONTHLY REPORT

	Total Ops Hrs	Total Vessels	Total Shifts	Total Container Moves	Total Down Time (Hrs)	Types of repairs performed
January						
Gantry #3	0	0	0	0	n/a	
Gantry #4	259.1	11	22	2353	3.9	Power,spreader,gantry, & baloney cable
Gantry #5	164.9	16	27	3223	2.3	Power,spreader, & boloney cable.
Gantry #6	170.1	19	34	2538	4.2	Hoist,baloney cable, & spreader.
Mobile Harbor Crane	0	0	0	0	n/a	

	Total Ops Hrs	Total Vessels	Total Shifts	Total Container Moves	Total Down Time (Hrs)	Types of repairs performed
February						
Gantry #3	0	0	0	0	n/a	
Gantry #4	79.9	4	12	1508	3.1	power,hoist, &spreader
Gantry #5	69.1	6	12	1466	0.4	power & cable
Gantry #6	197.3	22	42	3537	7.6	power,spreader,lights, & twistlock
Mobile Harbor Crane	0	0	0	0	n/a	



PORT OF GUAM
ATURIDAT I PUETTON GUAHAN
Jose D. Leon Guerrero Commercial Port
1026 Cabras Highway, Suite 201, Piti, Guam 96925
Telephone: 671-477-5931/35 Facsimile: 671-477-2689/4445
Website: www.portguam.com



Eddie Baza Calvo
Governor of Guam
Ray Tenorio
Lieutenant Governor

March 25, 2014

MEMORANDUM

TO: Board of Directors

VIA: General Manager
Deputy General Manager, Admin/Finance

FROM: Procurement and Supply Manager

SUBJECT: Procurement Division Status Report for March 2014

1. Request for Proposals

- RFP-PAG-014-002 **Environmental Consultant Services**
 - Advertisement: March 31, 2014
 - Deadline to submit proposals: April 17, 2014

2. Invitation for Bid – Construction

- IFB-CIP-014-002 **Agat Marina Small Boat C, D and Floating Dock Improvement**
 - Advertisement: March 27, 2014
 - Pre-bid Meeting: April 9, 2014
 - Bid Opening: April 17, 2014
- IFB-CIP-014-003 **North Side CMU Wall Container Yard Upgrade, Phase I**
 - Advertisement: March 25, 2014
 - Pre-bid Meeting: April 10, 2014
 - Bid Opening: April 17, 2014
- IFB-CIP-014-002 **CFS Building Repairs**
 - Advertisement: March 28, 2014
 - Pre-bid Meeting: April 10, 2014
 - Bid Opening: April 21, 2014

3. Invitation for Bid – General Services Agency

- PAG/GSA-002-14 *Procurement of 750 KW & 500 KW Prime Generator Sets*
 - Pending Federal GSA Confirmation
- PAG/GSA-003-14 *Mobile Container/Vehicle Screening System*
 - Stay Procurement
- PAG/GSA-004-14 *Low Sulfur Fuel*
 - Bid opened, pending GSA Award and issuance of PO
- PAG/GSA-005-14 *Electrical Wires*
 - Bid opened: March 21, 2014; Pending GSA Review and Award of Bid
- Pending Bid Announcement
 - Tires
 - Oil and Lubricants

4. Procurement Plan (see attached)

2-YEAR COMPETITIVE PROCUREMENT PLAN

FISCAL YEAR 2014

Revised: 3/25/2014

METHOD	SOLICITATION		PROJECT TITLE/DESCRIPTION	REQUESTING OFFICE	ESTIMATED ISSUANCE	PROPOSED TERM	FUNDING SOURCE	COMPLIANCE	
	TYPE							PL 30-72	PUC
IFB	Construction		Container Yard Stripping Project, Phase 1	CIP	December 2013	thru completion	CIP/FMF	NO	NO
RFP	Professional Services		Maintenance to Compensation Structure	HR	January 2014	5 year	O&M Local	NO	NO
RFQ	Emergency Proc		Acquisition of Prime Generators - CANCELLED	Planning	January 2014	thru completion	Fed/PSGP	YES	NO
GSA/IFB	Equipment		IDIQ - Safety Shoes	Safety	January 2014	1 year	O&M Local	NO	NO
GSA/IFB	Equipment		Procurement of 750 KW & 500KW Prime Generator Sets	Planning/EQMR	February 2014	upon delivery & installation	Fed/PSGP	YES	NO
GSA/IFB	Mat'l & Supplies		IDIQ - Low Sulfur Fuel	Transportation	February 2014	1 year	O&M Local	NO	NO
GSA/IFB	Equipment		Mobile Screening Machine	Planning	March 2014	thru completion	Fed/PSGP	YES	YES
IFB	Construction		Agat Marina Dock C & D Structural Repair	CIP	March 2014	thru completion	Fed/DOI	NO	NO
IFB	Construction		CFS Building Repairs	CIP	March 2014	thru completion	FMF/CIP Local	NO	NO
RFP	Professional Services		Environmental Consultant Services	CIP	March 2014	thru project completion	Local	NO	NO
RFP	Professional Services		Construction Management Services for SLE Project	CIP	April 2014	thru project completion	Loan Proceeds	YES	NO
IFB	Construction		SLE: Wharf Repairs	CIP	April 2014	thru completion	Loan Proceeds	YES	YES
GSA/IFB	Mat'l & Supplies		IDIQ - Replacement Tires	Maintenance	April 2014	1 year	O&M Local	NO	NO
GSA/IFB	Equipment		SLE: Acquisition of Cargo Handling Equipment	Operations	May 2014	thru completion	Loan Proceeds	YES	YES
IFB	Construction		High & Low Tower Repairs	CIP	May 2014	thru completion	CIP Local	NO	NO
IFB	Construction		Dockside Lighting	CIP	June 2014	thru completion	CIP/FMF	NO	NO
IFB	Construction		Container Yard Concrete Wheel Stopper Installation	CIP	June 2014	thru completion	CIP Local	NO	NO
IFB	Construction		Electrical Work for Additional 56 Reefer Outlets	CIP	July 2014	thru completion	CIP Local	YES	NO
IFB	Construction		Removal & Repairs of Bay 2 & 3 - WHS 1	CIP	July 2014	thru completion	CIP/FMF	NO	NO
IFB	Construction		Repair/Upgrade Perimeter Fence (Southside)	CIP	August 2014	thru completion	CIP Local	NO	NO
IFB	Construction		Repair/Upgrade Hotel Wharf	CIP	August 2014	thru completion	CIP/FMF	NO	NO

FISCAL YEAR 2015 (UNFUNDED PROJECTS)

METHOD	SOLICITATION		PROJECT TITLE/DESCRIPTION	REQUESTING OFFICE	ESTIMATED ISSUANCE	PROPOSED TERM	FUNDING SOURCE	COMPLIANCE	
	TYPE							PL 30-72	PUC
IFB	Construction		Port Police Security Upgrade	CIP		thru completion	CIP Local	NO	NO
IFB	Construction		Renovations to Harbor Refuge	CIP/Planning		thru completion	BIG Grant	NO	NO
IFB	Construction		Upgrade/Replace Shut-off Valves	CIP		thru completion	CIP Local	NO	NO
IFB	Construction		Installation of Floodlights within Port facilities	CIP		thru completion	CIP Local	NO	NO
IFB	Construction		Solar Power Lighting within Port facilities	CIP		thru completion	CIP Local	NO	NO
IFB	Construction		EQMR Facility Upgrade	CIP		thru completion	CIP Local	NO	NO
GSA/IFB	Software/Equipment		Document Management System	IT		thru completion	CIP Local	NO	NO
IFB	Construction		Automatic Transfer Switch for LC2 & LC3	CIP		thru completion	CIP Local	NO	NO

FY-14 MARCH WORK INJURY REPORT
(10/01/13 to 09/30/14)

03/24/2014

<u>Divisions</u>	<u>*Lost-time</u>	<u>**Recordable</u>	<u>*** Refused Treatment</u>
Stevedoring	1	0	1
Transportation	0	1	0
Terminal	1	0	0
EQMR	1	0	1
Others	<u>0</u>	<u>1</u>	<u>0</u>
Total	3	2	2

There were 2 injuries in March 2014.

Work Injury Summary for this reporting period: March 27, 2014

Total injuries for FY-14 to date 7 – Injuries
 3 - Lost-time
 2 – Recordable
 2 – Refused Medical Attention

Last disabling work injury was on: 03/22/2014

Number of days since last disabling work injury: 05

Note: PAG best record was 222 days or 7 months w/o a disabling work injury

***Lost-time** = If an employee was injured on the job and medical doctor sent him/her home, his/her injury is considered a lost-time.

****Recordable** = If an employee was injured on the job and medical doctor treated him/her and released him/her back to work on the same day (Recordable because of medical charges).

*****Refused Medical Attention:** Filed WC Forms 201 & 202 for record purposes only.

PORT AUTHORITY OF GUAM
ATURIDAT I PUETTON GUAHAN
Jose D. Leon Guerrero Commercial Port
Government of Guam
1026 Cabras Highway, Suite 201
Piti, Guam 96915

March 25, 2014

MEMORANDUM

TO: General Manager

FROM: Engineer Manager

SUBJECT: 2014 Summary Status
: Ongoing & Proposed CIP Projects
: Guam Commercial Port Improvement Program

The following is a summary list of on-going projects to include projects from the Guam Commercial Port Improvement Program. *Letters shown italicized are the latest developments.*

1) PROJECT: **Replacement of Welded Steel Petroleum Distribution Piping & Appurtenances**

RFP NUMBER: PAG-011-004

CONTRACTOR: Rex International, Inc.

PROJECT AMOUNT: \$1,538,819.00

CHANGE ORDER: \$0

DESIGNER: N.C. Macario & Associates

FUNDING SOURCE: 1) A/E Design funded by PAG (\$289,928.18)
2) CM funded by PAG (\$245,000.00)
3) Available fund by FHWA (\$2,464,042.22)

A/E Completion Time: February 10, 2012

PAYMENT TO DATE: \$260,935.35 (Design)

BALANCE TO DATE: \$28,992.83 (Design)

NOTICE TO PROCEED: N/A

COMPLETION TIME: 305 Calendar Days after NTP issuance (Construction)

Construction Manager: SSFM International, Inc. & Port Engineering/CIP Division

PAYMENT TO DATE: \$0

WORK STATUS: NCMA has forwarded the final drawing to FHWA for review. MOU awaiting review by signatories from FHWA, PAG & DPW. Received ACOE Permit on December 26, 2012. Still awaiting MOU from DPW. PAG scheduled a coordination meeting on 5/3/2013 with DPW (Connie Lee), NCMA, & Villaflores (Surveyor) in DPW office for Right of Way & was resolved that DPW will issue the RoW certification. Another meeting was conducted with the DPW procurement tracking staff (Cristina Ingbarsson & Sagrado Bilong) for project coordination. Pre-Bid conference on June 18, 2013 in DPW

conference room & bid opening will be on July 10, 2013. Second site visit for Golf pier was conducted on 7/2/2013. Bid opening was reset to July 17, 2013 on the same venue& time. Lowest bid was Rex Int.(\$1,538,819.00),followed by Smithbridge (\$1,554,814.73) & BME & Sons(\$1,823,298.00). Government estimate was \$2.4M. DPW will provide the bid analysis & finalize the bid outcome. Bid evaluation was completed by NCMA on 8/2/2013 & was forwarded to DPW for Intend to Award. Latest update with FHWA is that this maybe a protest on the bid. NCMA conducted a bid evaluation base on the outcome of the bid opening. Five bidders responded and lowest bid was Rex International(\$1,538,819.00), SmithBridge Guam (\$1,554,814.73), BME & Sons (\$1,898,966.50), IMCO(\$1,898,966.00), & IBCM(\$2,409,913.00). Awaiting the DPW's issuance of NTP to the selected responsive bidder. DPW is preparing the documents for contract approval signatories from BBMR, AG, & Governor's Office. Contract was signed on 12/19/2013 & currently it is in the permitting process, contractor submit the building permit application on 2/7/2014. NTP will follow once DPW permit is obtained.

Contractor & CM are doing site visit for project familiarization on 2/27/2014 while awaiting DPW permit. Meeting with GEPA, Mobil, NCMA, SSFM, & PAG on leak containment issue on 3/18/2014. GEPA to clarify with the visiting USEPA personnel (Mr. Norwood Scott) regarding the jurisdiction &containment issues.

2) PROJECT:	Installation of MOV at Golf Pier Fuel Pipelines
IFB NUMBER:	PAG CIP-013-001
PROJECT AMOUNT:	\$324,400.41
DESIGNER:	N.C. Macario & Associates
FUNDING SOURCE:	Port Authority of Guam
A/E Completion time:	December 14, 2012
PAYMENT TO DATE:	\$200,420.10
BALANCE TO DATE:	\$123,980.31
CONTRACTOR:	BME & SONS Inc.
NOTICE TO PROCEED:	April 22, 2013
CHANGE ORDER:	\$89,388.72 (Pending BoD approval)
COMPLETION TIME:	September 21, 2013, extended to January 15, 2014
Construction Manager:	Port Authority of Guam & NCMA (limited time)
WORK STATUS:	Preliminary Notice to Proceed (PNTP) was issued on March 14, 2013. Awaiting building permit and review of submittal documents. DPW building permit was issued on March 25, 2013. Contractor is awaiting the pending valve submittal from the valve supplier. Contractor mobilize on May 13, 2013. BME start pavement layout for underground conduit runs. Four electrical hand holes were on site, installation on hold due to back to back vessel tanker operations. BME start the pavement cutting& excavation in preparation for the underground conduit run. Underground conduit run for terminal control completed & backfilled. Layout exposed conduit run around the building is

complete. BME to schedule the hot mix asphalt pour crossing gate C4 & C5. Latest MOV arrival status is by 3rd week of Nov.2013 or by 1st week of Dec.2013. Contractor is awaiting the long lead items on the panel boards, check valves, & the Motor Operated Valves with tentative schedule to arrive by the end of November 2013. BME & Sons submitted an extension letter for another 116 calendar days due to manufacturer's delivery time frame by 1st. week of December 2013 with ETC by 1/15/2014. Latest info on delivery of MOV is 1/9/2014. Mobil Guam to finalize the window for MOV installation upon the the arrival of material. Check valves & panel board are on island. Second extension letter for 65 calendar days was delivered by BME on 1/17/2014. MOV arrived on 1/29/2014, PAG inspect MOV in BME yard on 2/3/2014. Latest available date to install MOV would be March or early April due to a new tanker vessel schedule. Change order was submitted & is being reviewed by PAG Engineering.

Coordination meeting was scheduled on 3/14/2014@ the GM's office for up-dated MOV installation date. Ms. Garet (Mobil) to submit as requested. Installed fittings & boxes to be upgraded as per Class 1 Div.2 requirements.

3) PROJECT:	Design/Build Port Security Enhancement Project
IFB NUMBER:	PAG-012-006
CONTRACTOR:	MAEDA Pacific Corp.
PROJECT AMOUNT:	\$2,933,000.00
CHANGE ORDER:	1) \$210,408.00, 2) \$283,583.32, 3) \$82,572.02, 4) \$558,549.16, 5) \$45,654.14, 6) \$116,414.36, 7) \$37,041.56 (Total CO: \$1,333,869.64)
TOTAL AMOUNT:	\$4,066,869.64
FUNDING SOURCE:	U.S. Department of Homeland Security Grant # 2008-GB-T8-0148, 2009-PU-R1-0164, 2009-PU-T9-0043, & 2010-PU-TO-0080
NOTICE TO PROCEED:	January 14, 2013
COMPLETION TIME:	January 14, 2014, extended to May 1, 2014
PAYMENT TO DATE:	\$2,606,748.75
BALANCE TO DATE:	\$1,460,120.89
Construction Manager:	PB & Port Engineering/CIP Division
WORK STATUS:	On-going foundation excavations. Contractor submit the 90% Design submittal. Construction phase will be 6 months. MAEDA submit the 100% design submittal. Foundation permit was secured. Maeda start the foundation excavation & the new storm drain run tie-end. Maeda completed the storm drain tie-ends & slurry backfill. Building's foundation excavation, footing compaction & reinforcement installation are the on-going works. Maeda poured concrete on the inspected foundation forms & start the cmu wall installation. Communication line installation is on-going to various Port building sites. Conduct compaction test on load bearing wall areas on 10/9/2013. Micro ducting work on pavement cutting start on 11/22/2013. Contractor pour concrete on building's windows & flooring on 12/21/2013. Roof concrete

pour was on 1/22/2014, parapet was poured 2 weeks later. Micro ducting work is 78% complete in the yard.
*Installation of data & electrical receptacle boxes are on-going.
Micro ducting lay-out is 100% complete.*

- 4) **PROJECT:** **Concrete Storm Drain Channel System Upgrade**
IFB NUMBER: PAG-012-00
CONTRACTOR: N/A
PROJECT AMOUNT: \$600,000.00 (Conservative estimate)
FUNDING SOURCE: Port Authority of Guam
NOTICE TO PROCEED: N/A
COMPLETION TIME: 6 months after NTP
PAYMENT TO DATE: \$0
Construction Manager: Port Engineering/CIP Division
WORK STATUS: N/A
NOTE: Bid opening was on October 3, 2012. Lowest responsive bid was \$330,000.00 (BME & Sons). Procurement issued a cancellation letter in regards to GEPA requirements affecting this project. Project on hold for additional funding supplement.
- 5) **PROJECT:** **New 56 ea. 480V Reefer Outlets & Reefer Lights Installation**
IFB NUMBER: PAG-012-00
CONTRACTOR: N/A
PROJECT AMOUNT: \$950,000.00 (Conservative estimate)
FUNDING SOURCE: Port Authority of Guam
NOTICE TO PROCEED: N/A
COMPLETION TIME: 8 months after NTP
PAYMENT TO DATE: \$0
BALANCE TO DATE: \$0
Construction Manager: Port Engineering/CIP Division
WORK STATUS: N/A
NOTE: Port Engineering office is finalizing the Technical Provision scope of work for bid packet & will request for funding. Complete the technical provision for bid packet & will endorse for funding. Project is in-line for budget approval.
- 6) **PROJECT:** **Agat Marina Fish Utility Boom Repair**
IFB NUMBER: PAG-012-0_
CONTRACTOR: N/A
PROJECT AMOUNT: \$20,000. (Grant funding)
FUNDING SOURCE: Department of Agriculture, Sport Fish Restoration/Boating Access Grant #F-21-B1
NOTICE TO PROCEED: N/A
COMPLETION TIME: 30 Calendar days after P.O.
PAYMENT TO DATE: \$0
Construction Manager: Port Engineering/CIP Division
WORK STATUS: N/A
NOTE: Department of Agriculture is finalizing the MOU with PAG. Lowest responsive bid quote shall be reconfirmed from contractor. DoAg advice a hold order. DoAg informed that funding is open to start the repair. Awaiting advice from

Strategic & Planning office for new bid solicitation. Awaiting for DoAg's memo on funding confirmation from BBMR. Strategic & Planning office got advice from DoAg to start this project & is a 100% DoAg funding. 30% technical design was finalized & forwarded to Procurement & Planning offices. Procurement is soliciting price quotes from small time contractors. Pre-proposal meeting is scheduled on 9/25/2013. DoAg is waiting for the amendment letter from USFW on this project. Meeting with USFW & DAWR on 2/6/2014 & was informed that the amendment letter is forthcoming.

- 7) **PROJECT:** **Agat Marina Ramp's Left Side Concrete Catwalk Repair**
RFQ NUMBER: PAG-012-00
CONTRACTOR: N/A
PROJECT AMOUNT: \$60,000.00 (Conservative estimate)
FUNDING SOURCE: Department of Agriculture, Sport Fish Restoration/Boating Access Grant # F-21-B1
NOTICE TO PROCEED: N/A
COMPLETION TIME: 3 months after P.O. issuance
PAYMENT TO DATE: \$0
BALANCE TO DATE: \$0
Construction Manager: Port Engineering/CIP Division
WORK STATUS: N/A
NOTE: Department of Agriculture advice a hold order. Technical provision scope for Bid packet is ready for advertisement. DoAg informed that funding is open to start the repair. Awaiting advice from Strategic & Planning office for bid solicitation. Awaiting for DoAg's memo on funding confirmation from BBMR. DoAg is waiting for the amendment letter from USFW on this project. Meeting with USFW & DAWR on 2/6/2014 & was informed that the amendment letter is forthcoming.
- 8) **PROJECT:** **A/E Design Consultant Services**
RFP NUMBER: PAG -013-002/P.O. # 10882-OF
DESIGNER: AmOrient Engineering
PROJECT AMOUNT: \$182,000.00
FUNDING SOURCE: Port Authority of Guam
NOTICE TO PROCEED: January 6, 2014
COMPLETION TIME: May 6, 2014 (4 Months after NTP)
PAYMENT TO DATE: \$35,740.59
BALANCE TO DATE: \$146,259.41
WORK STATUS: AmOrient is preparing the design plans & specifications for projects.
NOTE: Procurement is finalizing the bid proposal. Awaiting an account number for funding. Bid proposal is being finalized for legal review. Port committee is reviewing the submitted documents & will prepare analysis for the selected A/E consultant. AmOrient Engineering was selected by the Port committee for this consultancy project. Port Engineering office is preparing the work description for AmOrient on the renovation of High Tower building and the Lower Tower building. AmOrient Engineering

submit the scope of work design to PAG for approval on 10/17/2013. PAG cost negotiating team to convene & decide the cost proposal from AmOrient Engineering. Port cost negotiating team reach agreement with AmOrient after negotiation meeting on 11/21/2013 for the amount of \$180K. PAG issued the design NTP to AmOrient on 1/6/2014 for the three buildings. Consultant submitted the 65% design on 2/4/2014 for PAG review.

CFS building leaks & spalls repair is the first task order under this consultation design. AmOrient submitted the 100% design & estimate on 3/4/2014. Port engineering checked, make comments, & return design on 3/5/2014. Preliminary repair design for Lower & High Tower buildings submitted on 3/14/2014.

- 9) **PROJECT:** **Agat Small Boat Marina Dock "A" Improvement**
IFB NUMBER: PAG-013-004
CONTRACTOR: Rex International
PROJECT AMOUNT: \$532,100.00
FUNDING SOURCE: NOAA Commission on Fisheries & Port Authority of Guam
NOTICE TO PROCEED: December 16, 2013
COMPLETION TIME: May 18, 2014 (5 Months after NTP)
PAYMENT TO DATE: \$0
BALANCE TO DATE: \$0
Construction Manager: Port Engineering/CIP Division
WORK STATUS: Rex Int. is processing submittals
NOTE: \$250,000.00 grant funding was obtained from NOAA Commission on Fisheries. Needed an additional supplemental budget of \$500K for a complete aluminum dock. Procurement is awaiting Board approval. Advertise for bid solicitation on 8/15/2013. Pre-bid meeting was conducted on 8/28/2013 & bid opening is on 9/17/2013. Procurement office is preparing the bid analysis & confirmation to award. Lowest bid is Rex International (\$532,100.00), BME & Sons (\$705,492.00), & Black Construction (\$767,813.00). PAG issued a notice of intend to award to Rex Int. & submitted the Performance & Payment bonds. Port's legal is reviewing the contract & once approved, Port will issue the NTP. Procurement is processing the account approval prior issuing the NTP. NTP was issued on 12/16/2013 & contractor is preparing the submittals. 65% Design drawings & Design calculations were submitted on 1/24/2014, Port Engineering reviewed the design, make comments & submitted back to the contractor on 1/29/2014. Contractor submit the ACOE permit application on 2/11/2014.
Rex Int. submitted partial material submittals on 2/18/2014 & Port Engineering checked, made comments & return on 2/25/2014. Final design was submitted on 3/18/2014, routed for PAG signatories & return 3/21/2014. Rex Int. to apply for DPW building permit.

- 10) PROJECT: Concrete Pole Lighting Upgrade for F5 to F6**
IFB NUMBER: PAG-013-005
CONTRACTOR: DCK Pacific
PROJECT AMOUNT: \$231,680.00
FUNDING SOURCE: Port Authority of Guam
NOTICE TO PROCEED: December 16, 2013
COMPLETION TIME: June 18, 2014 (6 Months after NTP)
PAYMENT TO DATE: \$53,222.40
BALANCE TO DATE: \$178,457.60
Construction Manager: Port Engineering/CIP Division
WORK STATUS: DCK is preparing submittals for submission.
NOTE: Finalized the technical provision scope for bid packet & will request for funding. Project is in-line for budget approval. Submit the technical provision scope to Procurement office to finalize the bid packet for bid solicitation. Pre-bid meeting was conducted on 8/29/2013 & bid opening is on 9/16/2013. Procurement Office is preparing the bid analysis & confirmation to award. Lowest bid is DCK Pacific (\$231,680.00), & Rex International (\$312,200.00). PAG a notice of intend to award to DCK Pacific for the bond submission. Procurement is processing the account approval prior issuing the NTP. NTP was issued on 12/16/2013 & contractor is preparing the submittals. DCK/BCS submitted the Final Design drawings on 2/4/2014. PAG reviewed the final design drawings & returned on 2/11/2014. DCK/BCS submit the DPW building permit application on 2/14/2014. *DPW issued the building permit on 2/28/2014 & DCK start the mobilization. DCK to check wire removal issue on CP5 to CP6 run.*
- 11) PROJECT: CY Concrete Wheel Stopper Installation**
IFB NUMBER: PAG-013-00_
CONTRACTOR: N/A
PROJECT AMOUNT: \$450,000.00 (Conservative estimate)
FUNDING SOURCE: Port Authority of Guam
NOTICE TO PROCEED: N/A
COMPLETION TIME: 8 Months after NTP
PAYMENT TO DATE: N/A
Construction Manager: Port Engineering/CIP Division
WORK STATUS: N/A
NOTE: Finalized the technical provision scope for bid packet & will request for funding. Project is in-line for budget approval. Submit the technical provision to Procurement office to finalize the bid packet for bid solicitation.
- 12) PROJECT: Administration Building Men's 1st Floor Rest Room Upgrade**
IFB NUMBER: PAG-013-00_
CONTRACTOR: N/A
PROJECT AMOUNT: \$15,000.00 (Conservative estimate)
FUNDING SOURCE: Port Authority of Guam
NOTICE TO PROCEED: N/A

- COMPLETION TIME: 2 Months after NTP
 PAYMENT TO DATE: N/A
 Construction Manager: Port Engineering/CIP Division
 WORK STATUS: N/A
 NOTE: Draft the technical provision scope for bid packet & will request for funding. This work is to upgrade the first floor men's restroom floor & wall tiles. Finalizing the technical provision scope & will submit to Procurement for bid packet & ads.
- 13) PROJECT: Container Yard Striping Project - Phase I**
 IFB NUMBER: PAG-014-001
 CONTRACTOR: Highway Safety Services, LLC
 PROJECT AMOUNT: \$73,000.00
 CHANGE ORDER: \$0
 FUNDING SOURCE: Port Authority of Guam
 NOTICE TO PROCEED: March 17, 2014
 COMPLETION TIME: December 17,2014 (9 Months after NTP)
 PAYMENT TO DATE: \$0
 BALANCE TO DATE: \$0
 Construction Manager: Port Engineering/CIP Division
 WORK STATUS: N/A
 NOTE: Draft the technical provision scope for bid packet. Engineering is finalizing the technical specs & will submit to Procurement for bid packet. Funding is to be identified on this priority project. Engineering forwarded the technical scope to Procurement office for bid packet & ads. Advertise bid on 12/19/2013, pre-bid on 12/27/2013. Bid opening was on 1/30/2014 with Highway Safety Services(\$73K) & Allied Builders Const.(\$101,300.00). Procurement office to issue bid analysis & recommend award. *Contractor submitted the required bonds on 2/28/2014 & NTP was issued on 3/19/2014. Contractor is processing for the required submittals.*
- 14) PROJECT: Harbor of Refuge Topographic Survey**
 IFB NUMBER: PAG-014-00_
 SURVEYOR: N/A
 PROJECT AMOUNT: \$90,000.00 (Conservative estimate)
 CHANGE ORDER: \$0
 FUNDING SOURCE: Port Authority of Guam
 NOTICE TO PROCEED: N/A
 COMPLETION TIME: 3 Months after NTP
 PAYMENT TO DATE: \$0
 WORK STATUS: N/A
 NOTE: Engineering office drafting the technical provision scope for bid & will request for funding.
- 15) PROJECT: Agat Marina Topographic Survey**
 IFB NUMBER: PAG-014-00_
 SURVEYOR: N/A
 PROJECT AMOUNT: \$90,000.00 (Conservative estimate)
 CHANGE ORDER: \$0

FUNDING SOURCE: Port Authority of Guam
NOTICE TO PROCEED: N/A
COMPLETION TIME: 3 Months after NTP
PAYMENT TO DATE: \$0
WORK STATUS: N/A
NOTE: Engineering office drafting the technical provision scope for bid & will request for funding.

16) PROJECT:

Lower Tower Building Renovation
IFB NUMBER: PAG-014-00_
CONTRACTOR: N/A
PROJECT AMOUNT: \$120,000.00 (conservative estimate)
CHANGE ORDER: \$0
FUNDING SOURCE: Port Authority of Guam
NOTICE TO PROCEED: N/A
COMPLETION TIME: 4 months after NTP
PAYMENT TO DATE: \$0
BALANCE PAYMENT: \$0
Construction Manager: AmOrient Engineering/Port Engineering/CIP Division
WORK STATUS: N/A
NOTE:

This is one of the projects that will be under the A/E Consultant services. Port Engineering Office is preparing the work description for renovation. Engineering office forwarded the renovation description to AmOrient Engineering. Consultant submitted the design the design scope to PAG & await for approval. One of the project under the Port cost negotiating team for approval. AmOrient will prepare & submit the design scope on this project.
AmOrient submit the preliminary repair design on 3/18/2014 & Port engineering office is in process of checking the design.

17) PROJECT:

High Tower Building Renovation
IFB NUMBER: PAG-014-00_
CONTRACTOR: N/A
PROJECT AMOUNT: \$25,000.00 (Conservative estimate)
CHANGE ORDER: \$0
FUNDING SOURCE: Port Authority of Guam
NOTICE TO PROCEED: N/A
COMPLETION TIME: 4 months after NTP
PAYMENT TO DATE: \$0
BALANCE PAYMENT: \$0
Construction Manager: AmOrient Engineering/Port Engineering/CIP Division
WORK STATUS: N/A
NOTE:

This is one of the projects that will be under the A/E Consultant services. Port Engineering Office is preparing the work description for renovation. Engineering office forwarded the renovation description to AmOrient Engineering. Consultant submitted the design scope to PAG & await for approval. One of the project under the Port cost negotiating team for approval. AmOrient will prepare & submit the design scope on this project.

AmOrient submit the preliminary repair design on 3/18/2014 & Port engineering office is in process of checking the design.

- 18) PROJECT:** **CFS Building Roof Leaks & Spalls Repair**
IFB NUMBER: PAG014-00_
CONTRACTOR: N/A
PROJECT AMOUNT: \$220,000.00 (Conservative estimate)
CHANGE ORDER: \$0
FUNDING SOURCE: Port Authority of Guam
NOTICE TO PROCEED: N/A
COMPLETION TIME: N/A
PAYMENT TO DATE: \$0
BALANCE TO DATE: \$0
Construction Manager: AmOrient Engineering/Port Engineering/CIP Division
WORK STATUS: N/A
NOTE: Replace roof joint sealants, repair leaks & spall from Bay 1 to 10, and install new roof hatches. One of the projects under the A/E Consultant Services. AmOrient submitted the 65% design on 2/4/2014 for PAG review. A meeting on review comments with consultant was on 2/11/2014 & the Final Design will be submitted by 3/4/2014.
One of the projects under the A/E Consultant services. AmOrient submitted a draft repair design for Port Engineering review. 100% Design was submitted on 3/4/2014 for Port approval. Port Engineering checked, made comments & return design on 3/5/2014. Final Design submitted on 3/14/2014 & routed for Port signatories .Procurement to process for IFB. Consultant's cost estimate is \$340K..
- 19) PROJECT:** **Repair of Mooring Bollard @ STA. 23+30**
RFQ NUMBER: P.O. # 10960-OF
CONTRACTOR: Allied Builders & Construction
PROJECT AMOUNT: \$15,000.00
CHANGE ORDER: \$0
FUNDING SOURCE: Port Authority of Guam
NOTICE TO PROCEED: February 17, 2014
COMPLETION TIME: March 20, 2014 (1 month after NTP issuance)
PAYMENT TO DATE: \$0
Construction Manager: Port Engineering/CIP Division
WORK STATUS: Contractor is processing for the required documents.
NOTE: Precon meeting was on 2/3/2014.
Contractor mobilized on 2/20/2014, removed bollard, exposed all anchors for engineer's evaluation & to provide SoW repair. Fabricated material has been ordered & ETA is on 3/21/2014.

FY2014 COMPLETED PROJECTS

- 1) PROJECT: GDP Marina Renovation & Site Improvements Project Phase-II**
- IFB NUMBER: PAG CIP-012-007
CONTRACTOR: Black Construction Corporation
PROJECT AMOUNT: \$1,698,877.00
CHANGE ORDER: \$36,814.53 (Construction CO # 1)
TOTAL AMOUNT: \$1,735,691.53
FUNDING SOURCE: Department of Interior of Insular Affairs Grant # 670090 & 770061
- NOTICE TO PROCEED: February 6, 2013
COMPLETION TIME: January 3, 2014 (332 CD)
PAYMENT TO DATE: \$1,735,691.53
BALANCE PAYMENT: \$0
Construction Manager: N.C. Macario & Associates / Port Engineering/CIP Division
% COMPLETION: 100% Complete
CM STATUS: Construction Manager cost is from Phase I until Phase 3.
\$197,060.92 + \$67,762.00 (Design CO) = \$264,822.92
WORK STATUS: 100% Completed
- 2) PROJECT: Warehouse 1, Demolition of CMU Wall & Concrete Column Spalling Repair**
- IFB NUMBER: PAG CIP-013-002
CONTRACTOR: BME & Sons Inc.
PROJECT AMOUNT: \$75,500.00
CHANGE ORDER: \$0
FUNDING SOURCE: Port Authority of Guam
NOTICE TO PROCEED: May 6, 2013
COMPLETION TIME: November 4, 2013
PAYMENT TO DATE: \$75,500.00
BALANCE TO DATE: \$0
Construction Manager: Port Engineering/CIP Division
WORK STATUS: 100% Completed
- 3) PROJECT: Administration Building's Asbestos Tile Removal in 1st & 2nd Floor Common Areas**
- P.O. NUMBER: 10688OF
CONTRACTOR: South Pacific Environmental
PROJECT AMOUNT: \$28,477.30
FUNDING SOURCE: Port Authority of Guam
CHANGE ORDER: \$4,850.00
TOTAL AMOUNT: \$33,327.30
NOTICE TO PROCEED: September 27, 2013
COMPLETION TIME: October 10, 2013 (extended until 11/3/2013)
PAYMENT TO DATE: \$33,327.30
BALANCE TO DATE: \$0
Construction Manager: Port Engineering/CIP Division
WORK STATUS: 100% Completed

4) **PROJECT:** *Retiling of 1st. & 2nd. Floor Admin. Bldg. Common Areas*
P.O. NUMBER: 10767-OF
CONTRACTOR: *Allied Builders & Construction*
PROJECT AMOUNT: \$29,950.00
CHANGE ORDER: \$8,751.09
FUNDING SOURCE: Port Authority of Guam
NOTICE TO PROCEED: November 20, 2013
COMPLETION TIME: January 17, 2014
PAYMENT TO DATE: \$38,701.09
Construction Manager: Port Engineering/CIP Division
WORK STATUS: 100% Complete
NOTE: Contractor started the second floor tile work on 11/20/2013.
Final inspection on 12/24/2013.



PORT OF GUAM
ATURIDAT / PUEYTON GUAHAN
Jose D. Leon Guerrero Commercial Port
1026 Cabras Highway, Suite 201, Piti, Guam 96925
Telephone: 671-477-5931/35 Facsimile: 671-477-2689/4445
Website: www.portguam.com



Eddie Baza Calvo
Governor of Guam
Ray Tenorio
Lieutenant Governor

March 25, 2014

MEMORANDUM

TO: Board of Directors
FROM: General Manager
SUBJECT: **PAG-CIP-013-001 Motor Operated Valve-Golf Pier Fuel Pipelines
: Change Order No. 1**

On March 18, 2014 the Port Authority received a request for Change Order No. 1 from BME & Sons, contractor on the Motor Operated Valve (MOV) installation project in the amount of \$89,388.72.

The original design specified to install the three MOV's is a Flowserve Model L120-20 type which would take twelve months to deliver to Guam. Mobil representative suggested the use of ROTORK IQ Actuator MOV as it is currently used on Mobil facilities and can be delivered on island within six months. The Port's Engineering consultant reviewed the suggested MOV type to determine whether it is within the performance specifications as the original design and had concluded that the item meets and exceeds the performance specification. The ROTORK IQ Actuator was then purchased.

The original design also calls for the installation of conduits at 1 ½ inch in diameter with three #10 and #12 wires to be installed from Golf Pier to Mobil's office that is approximately 1,800 linear feet away from the MOV control panel. After having received the ROTORK IQ Actuator, the control panels were digital and high tech requiring 210 #16 wires which is unable to fit into the 1 ½ inch conduit; therefore additional conduits must be installed including the cost of the additional wires. This change order also includes the extension of containment at the manifold since the new gate valves are being installed as per contract.

I am available for any questions you may have.


JOANNE M.S. BROWN



PORT OF GUAM
ATURIDATI PUETTON GUAHAN
Jose D. Leon Guerrero Commercial Port
1026 Cabras Highway, Suite 201, Piti, Guam 96925
Telephone: 671-477-5931/35 Facsimile: 671-477-2689/4445
Website: www.portguam.com



Eddie Baza Calvo
Governor of Guam
Ray Tenorio
Lieutenant Governor

March 27, 2014

MEMORANDUM

TO: Board of Directors
FROM: General Manager
SUBJECT: Request Funding Transfer: GSA Vehicles Procurement

The Government of Guam General Services Agency (GSA) receives surplus of equipments from government agencies as well as the federal government through the Defense Re-Use Marketing Office (DRMO) for interested government entities to acquire.

Through this venue, the Port Authority of Guam seeks to acquire vehicles that will supplement port officials to support its day-to-day operations which at this time serve to be reasonable and cost effective.

In light of this, Board approval is being requested to transfer funds from Equipment Rental at \$12,000 and Marketing at \$8,000; totaling \$20,000.

I am available for any questions you may have.


JOANNE M.S. BROWN

INFORMATIONAL BRIEF TO THE BOARD OF DIRECTORS

March 26, 2014

SUBJECT: ExxonMobil Oil Guam, Inc.; Proposed Settlement Agreement

Prepared by: glenn

This provided as an updated version from that previously reported out to the Board of Directors during past regularly scheduled meetings. We do acknowledge that matters contained within are submitted primarily for informational purposes and that Board action is contemplated, if determined needed.

BACKGROUND:

ExxonMobil ("EM") representative, Mr. Leo Manlapaz, provided staff with a proposed settlement agreement on November 2, 2011. The intent of the draft instrument was to resolve some long standing issues relative various claims by and between the Port and Mobil. What follows are the various claims along with a brief synopsis of each.

1. Rebate Claim ("Rebate") - Port claim for \$299,025 resulting from overpayment of rebate party to the 1st Amendment of the Management Agreement. It entailed an off-set of \$3.7M for unforeseen capital improvements in form of a split in Area A storage fees. Port did overpay, staff reconciled amounts to which EM has acknowledged as true and accurate.
2. Golf Pier Maintenance Fee Claim ("GPMF") - EM claim for \$192,000 resulting from former GM letter agreeing to a five year retroactive application of the \$4,000/month maintenance fee for period January 2004 - December 2007.
3. Manager's Compensation Claim ("MC") - EM claim for \$128,294.87 resulting from the misapplication (Mobil failed to deduct for their benefit) of the manager's compensation provision of the management agreement for the period of February 2010 through September 2011 at rates of \$0.04/bbl and \$0.01/bbl for inbound and outbound activity, respectively. As of January 2014, this amount has increased to \$314,299.91.
4. Unpaid Interim Rent Claim ("Rent") - Port claim for \$87,502.98 resulting from negotiations for the recently extended lease for Lot 1 also known as Area C. This particular Port lot is used by EM for purposes of operating their own fuel tank farm. This item is an outgrowth of negotiations wherein EM had agreed to a Port proposal to accept the figure determined by the Port Appraiser for the impacted lot until such time the ongoing extraordinary third appraisal process for the adjacent lot was completed. Basically, this amount is the difference between the Port sponsored study and the eventual binding valuation for period March 20, 2010 - February 25, 2011. Incidentally, EM rent for the extended 10 year term, as a result of the negotiation, went from \$178,026 per year to \$351,439.20 per year.

Informational Brief to the Board of Directors dated March 26, 2014

Subject: ExxonMobil Oil Guam, Inc.

Page 2

PROPOSED SETTLEMENT METHODOLOGY:

Initially proposed by EM was for [1] the Port to waive Item 4 (Rent) and have only the new rent structure resulting from final determination applied retroactively; [2] Port offset Item 1 (Rebate) against Item 2 (GPMF), as a result, Mobil will pay the Port the difference; and [3] Port offset Item 3 (MC) against future throughput fees and tariffs owed by Mobil.

We again met with Mr. Manlapaz March 6, 2014. The purpose of the meeting was to further discuss matter related to the claims being asserted by the parties.

It has always been the goal of staff to address these claims resolutely. However, we still share the responsibility to express some concerns that have outgrown from the review of the proposed settlement agreement in its current form.

In doing so, we first acknowledge that we agree with EM as to Items 1-Rebate, 3-MC & 4-Rent in so far as issue is identified as well as the rationale behind the methodology party to each. Incidentally, from simple staff perspective we cannot responsibly agree to Item 2-GPMF for reasons that follow.

- The former GM may have lacked the authority to obligate funds outside the construct of then FY approved budget.
- He also never sought an extension of BOD authority to negotiate and approve this item on their behalf and never sought the final approval of the BOD prior to executing the letter.
- Expected of such arrangement was to have in place some form of an amendment to the prevailing management agreement of which there are none. In connection to this, the management agreement was actually amended on July 3, 2008 with intent on changing pier maintenance fee from \$4,000 to \$6,000 per month beginning January 2008. This amendment is curiously silent on the matter of \$192,000 retroactive assessment for immediate prior period of January 2004 – December 2007.

Staff position on progress forward to final resolve is to consider the following.

First, is that the Port shall offset Item 1-Rebate from Item 3-MC. This entails having the \$314,299.91 as noted in Item 3-MC be deducted internally from the aging receivable of \$299,025, for a new total, *now* due Mobil, as a result of the adjustment, totaling \$15,274.49, for this particular category.

Secondly, we acknowledge that Item 4-Rent is not tethered to the management agreement but along with offset methodology as proposed for Items 1-Rebate & 3-MC, and if applied in same, will result in a new balance due the Port totaling \$72,228.49. Please note that this may be the preferred method to reconcile accounts internally considering the amount of time that has passed. In connection to this, we have yet made the decision to do so as this issue is tethered to a Mobil counter that is detailed below.

While we initially proposed to run with a recommendation for the Port to deny, refute or counter Mobil claim as noted in Item 2-GPMF, and for reasons stated above, we did represent to Mr. Manlapaz that any decision regarding this matter rests solely at the discretion of the Board. We did assure Mr. Manlapaz that this matter shall be presented to the Board for consideration. What follows is the counter proposal presented by Mr. Manlapaz during the March 6th meet related to Item 2-GPMF and Item 4-Rent.

As to Item 2-GPMF, again, the current position of staff is such that the former General Manager may not have possessed the authority to enter into the agreement absent the expressed consent of the Board of Directors and we committed to presenting this matter to the Board for their consideration.

As to Item 4-Rent, Mr. Manlapaz had indicated that previous management may have proposed waiving the Rent. There is no disputing this statement; however, as is the case for Item 2-GPMF, that this too must also be deferred to the Board for their review and consideration.

In connection to that prior stated, Mr. Manlapaz did represent that if the Port agrees to pay Item 2-GPMF, then the Port further waive Item 4-Rent. In the event the Port denies the Mobil claim of \$192,000, Mr. Manlapaz presented the following options.

1. The Port should off-set Item 4-Rent from Item 2-GPMF, provided Mobil drop its claim for Item 2-GPMF; OR
2. If denied, and Mobil is still unwilling to drop its claim, then the Port should withdraw its previous offer to retroactively apply the lower rent. As such, Mobil shall be obligated to pay the amount noted in Item 4-Rent.

While staff had clearly stated positions that did not align with that being proposed by Mr. Manlapaz, we did again commit to presenting the matter to the Board of Directors.

Obviously, it is the desire of EM to lump resolve of all issues into one package. We desire a piecemeal approach while certain issues remain under consideration. In essence, we will not hold the resolve of any particular issue hostage or subordinate to the resolution of another.

Informational Brief to the Board of Directors dated March 26, 2014
Subject: ExxonMobil Oil Guam, Inc.
Page 4

RECOMMENDATION(S):

As noted above, the Port is currently offsetting Item 1-Rebate from Item 3-MC. This entails having the \$314,299.91 as noted in Item 3-MC above be deducted internally from the aging receivable of \$299,025, for a new total, *now* due Mobil, as a result of the adjustment, totaling \$15,274.49, for this particular category. *It is an internal action that should not require Board approval, but we do ask that you consider an affirmative action in this regard.* There is no dispute between the parties on neither these two (2) issues nor the methodology application.

However, as to Items 2-GPMF & Item 4-Rent, because there remains a gap on common ground between the parties, it is hereby provided for review purposes at this time. Staff is committed to continue working with Mr. Manlapaz on the outstanding issues so that we may allow him to formally present the remaining issues to the Board on behalf of EM at a later time.

BOARD OF DIRECTORS

*Francisco G. Santos, Chairman
Christine Won Pat Baeto, Vice Chairperson
Mary Michelle Gibson, Secretary
Timothy T. Kernaghan, Member*



Resolution No. 2014-03

**RELATIVE TO THE APPROVAL OF THE FACILITY USER FEE
OF THE PORT AUTHORITY OF GUAM**

BE IT RESOLVED BY THE BOARD OF DIRECTORS OF THE PORT AUTHORITY OF GUAM:

WHEREAS, Public Law 30-52 placed the Jose D. Leon Guerrero Commercial Port under the oversight of the Public Utilities Commission (PUC) for establishment or modifications of rates and other charges; and

WHEREAS, the Port Authority of Guam (PAG) proposes new fee structures for certain water and landside activities conducted on Port properties; and

WHEREAS, the proposed fee structure is specific to a vendor fee for all non-tenant dive operators for "for-profit" operations at Outhouse Beach; and facility use fees for Family Beach and Port Beach for purposes of cost recovery for the administrative processing, staff monitoring, control and maintenance of those port facilities; and

WHEREAS, the Port Authority Board of Directors at its regular meeting of February 17, 2014 adopted the proposed fee structure, attached hereto as Exhibit A; and

WHEREAS, internal controls shall be established to ensure the collected fees are expended specific to facility maintenance and repair; now therefore be it

RESOLVED, the Port Authority Board of Directors hereby authorizes the submission of the Facility User Fee petition specific to a vendor fee for all non-tenant dive operators "for profit" operations at Outhouse Beach; and facility use fees for Family Beach and Port Beach, attached hereto as Exhibit A to the Public Utilities Commission following adequate Public Notice; and be it further

RESOLVED, the Chairman certify to, and the Secretary attest to, the adoption hereof and that a copy of this resolution be sent to the Public Utilities Commission.

**PASSED AND ADOPTED UNANIMOUSLY BY THE BOARD OF
DIRECTORS THIS 27th DAY OF MARCH, 2014.**

**FRANCISCO G. SANTOS
CHAIRMAN, BOARD OF DIRECTORS
PORT AUTHORITY OF GUAM**

**MARY MICHELLE GIBSON
SECRETARY, BOARD OF DIRECTORS
PORT AUTHORITY OF GUAM**

BOARD OF DIRECTORS

*Francisco G. Santos, Chairman
Christine Won Pat Baeto, Vice Chairperson
Mary Michelle Gibson, Secretary
Timothy T. Kernaghan, Member*



Resolution No. 2014-04

**RELATIVE TO SETTING FACILITY LEASE AND USE RATES
OF THE PORT AUTHORITY OF GUAM**

BE IT RESOLVED BY THE BOARD OF DIRECTORS OF THE PORT AUTHORITY OF GUAM:

WHEREAS, Public Law 30-52 placed the Jose D. Leon Guerrero Commercial Port under the oversight of the Public Utilities Commission (PUC) for establishment or modifications of rates and other charges; and

WHEREAS, Public Law 30-19 empowers the Port Authority of Guam (PAG) Board of Directors with the authority to set lease rates at a ten percent (10%) increase over the previously charged rate, or the amount determined by recent assessment, whichever is greater; and

WHEREAS, on November 30, 2012, Captain & Associates, Inc. (C&A), PAG's consultant provided a summary appraisal and consulting report on an analysis of PAG's current fee structure to determine possible rate increases and/or decreases for office, warehouse, open yard and telecommunications space; and

WHEREAS, the summary appraisal and consulting report of PAG properties prepared by C&A, the lease rate proposed are less than PAG's current rates; and

WHEREAS, the current rate per square foot for the leasing of port properties include office space at \$1.63, warehouse space at \$0.76 and open space at \$0.46; and

WHEREAS, the proposed lease rates per square foot prepared by C&A include office space at \$1.41, warehouse space at \$0.70 and open space at \$0.39; and

WHEREAS, based on the assessment and as mandated by Public Law 30-19 Section 4 relative to Setting Facility Lease and Use Rate, the Port Authority Board of Directors shall set lease rates at a ten percent (10%) increase over the previously charged rate; and

WHEREAS, the Port Authority Board of Directors at its regular meeting of February 17, 2014 adopted the ten percent (10%) escalation fee for the leasing of port properties; now therefore be it

RESOLVED, the Port Authority Board of Directors hereby authorizes the submission of an Open Space Escalation Fee petition for the leasing of port properties at \$1.79 per square foot for office space, warehouse space at \$0.77 per square foot and open space at \$0.51 per square foot to the Public Utilities Commission following adequate Public Notice; and be it further

RESOLVED, the Chairman certify to, and the Secretary attest to, the adoption hereof and that a copy of this resolution be sent to the Public Utilities Commission.

**PASSED AND ADOPTED UNANIMOUSLY BY THE BOARD OF
DIRECTORS THIS 27th DAY OF MARCH, 2014.**

**FRANCISCO G. SANTOS
CHAIRMAN, BOARD OF DIRECTORS
PORT AUTHORITY OF GUAM**

**MARY MICHELLE GIBSON
SECRETARY, BOARD OF DIRECTORS
PORT AUTHORITY OF GUAM**

BOARD OF DIRECTORS

*Francisco G. Santos, Chairman
Christine Won Pat Baeto, Vice Chairperson
Mary Michelle Gibson, Secretary
Timothy T. Kernaghan, Member*



Resolution No. 2014-05

**RELATIVE TO THE APPROVAL OF TRISTAR TERMINALS, INC.
FOR THE MANAGEMENT AND OPERATIONS SERVICES FOR F-1 FUEL PIER FACILITY**

BE IT RESOLVED BY THE BOARD OF DIRECTORS OF THE JOSE D. LEON GUERRERO COMMERCIAL PORT:

WHEREAS, on March 27, 2013, the Port Authority of Guam (PAG) issued a Request for Proposal (RFP) No. PAG-013-003 for the Management and Operations Services for F-1 Fuel Pier Facility; and

WHEREAS, a total of four (4) firms submitted its proposal in response to the RFP which were evaluated and ranked by the Port's Evaluation Committee; and

WHEREAS, the Port's Evaluation Committee selected IP&E Holdings as the most qualified offeror; and

WHEREAS, a protest was filed on June 17, 2013 which resulted a stay in procurement; and

WHEREAS, PAG responded to the protest indicating it is without merit, hence the procurement process continued; and

WHEREAS, on October 4, 2013 the Port's Negotiation Committee commenced the cost negotiations with IP&E Holdings and after several negotiation meetings and counter offers, PAG terminated negotiations with IP&E on December 18, 2013 on the basis of an unsuccessful cost negotiation; and

WHEREAS, in addition, the Port's Negotiation Committee concluded that further discussions with IP&E Holdings may result in limiting the scope of work and further delay the project; and

WHEREAS, in compliance with §3114(l)(4) of the Procurement Rules and Regulations, PAG commenced negotiations with the next most qualified offeror, namely Tristar Terminals, Inc.; and

WHEREAS, after a series of cost negotiation discussions and counter offers, on January 23, 2014, PAG and Tristar Terminals, Inc. reached a mutual agreement to the terms of the contract; thus, resulting to a successful negotiation of a fair and reasonable fees; and

WHEREAS, the Port Authority Board of Directors at its regular meeting of February 17, 2014 approved the contract award to Tristar Terminals, Inc. for RFP No. PAG-013-003 for the Management and Operations Services for F-1 Fuel Pier Facility; now therefore be it

RESOLVED, the Port Authority Board of Directors authorizes management to petition the Public Utilities Commission (PUC) to review and approve the contract award to Tristar Terminals, Inc. in accordance with the Contract Review Protocol for the Port Authority of Guam; and be it further

RESOLVED, the Chairman certify to, and the Secretary attest to, the adoption hereof and that a copy of this resolution be sent to the Public Utilities Commission.

**PASSED AND ADOPTED UNANIMOUSLY BY THE BOARD OF
DIRECTORS THIS 27th DAY OF MARCH, 2014.**

**FRANCISCO G. SANTOS
CHAIRMAN, BOARD OF DIRECTORS
PORT AUTHORITY OF GUAM**

**MARY MICHELLE GIBSON
SECRETARY, BOARD OF DIRECTORS
PORT AUTHORITY OF GUAM**

BOARD OF DIRECTORS

*Francisco G. Santos, Chairman
Christine Won Pat Baleta, Vice Chairperson
Mary Michelle Gibson, Secretary
Timothy T. Kernaghan, Member*



Resolution No. 2014-06

**RELATIVE TO THE APPROVAL OF MARINE TECHNICAL SERVICES, INC.
AS THE PERFORMANCE MANAGEMENT CONTRACTOR**

**BE IT RESOLVED BY THE BOARD OF DIRECTORS OF THE JOSE D. LEON GUERRERO
COMMERCIAL PORT:**

WHEREAS, on November 2011, Public Law 31-145 was signed into law which mandated the Port Authority of Guam (PAG) to contract services of a Performance Management Contract (PMC) to manage the performance, operation and maintenance of the POLA cranes and other cranes used in support of Port operations; and

WHEREAS, a Request for Proposal (RFP) No. PAG-012-003 was publicly announced on June 29, 2012 to initiate the solicitation process, having two offerors respond to the RFP proposal; and

WHEREAS, the Port Evaluation Committee reviewed and evaluated the technical proposals received from the two offerors and as a result, Marine Technical Services, Inc. was deemed to be the highest ranked and the best qualified firm to perform the required services; and

WHEREAS, after months of numerous cost negotiations with the Port's Negotiation Committee and Marine Technical Services, Inc. it was determined that the negotiated rates and fees are fair and reasonable; and

WHEREAS, the Port Authority Board of Directors at its regular meeting of July 25, 2013 approved the contract award to Marine Technical Services, Inc. for RFP No. 012-003 for the professional and technical services of a Performance Management Contractor to manage the performance, operation and maintenance of PAG's cranes; now therefore be it

RESOLVED, the Port Authority Board of Directors authorizes management to petition the Public Utilities Commission (PUC) to review and approve the contract award to Marine Technical Services, Inc. in accordance with the Contract Review Protocol for the Port Authority of Guam; and be it further

RESOLVED, the Chairman certify to, and the Secretary attest to, the adoption hereof and that a copy of this resolution be sent to the Public Utilities Commission.

**PASSED AND ADOPTED UNANIMOUSLY BY THE BOARD OF
DIRECTORS THIS 27th DAY OF MARCH, 2014.**

**FRANCISCO G. SANTOS
CHAIRMAN, BOARD OF DIRECTORS
PORT AUTHORITY OF GUAM**

**MARY MICHELLE GIBSON
SECRETARY, BOARD OF DIRECTORS
PORT AUTHORITY OF GUAM**



PORT OF GUAM
ATURIDATI PUETTON GUAHAN
Jose D. Leon Guerrero Commercial Port
1026 Cabras Highway, Suite 201, Piti, Guam 96925
Telephone: 671-477-5931/35 Facsimile: 671-477-2689/4445
Website: www.portguam.com



Eddie Baza Calvo
Governor of Guam
Ray Tenorio
Lieutenant Governor

March 25, 2014

MEMORANDUM

TO: Board of Directors
FROM: General Manager
SUBJECT: Travel Authorization – Emergency Management Training
: IEMC All/Hazards: Preparedness and Response, April 21-24, 2014

As you may be aware, the Port Authority's Emergency Operation Center (EOC) is anticipated to be completed by May 2014. There are a series of emergency management planning courses that complements the operational function and mission of the EOC. These courses are offered by Department of Homeland Security, Federal Emergency Management Agency (FEMA), Emergency Management Institute.

Port participation in these courses is ideal as the participant(s) will be provided with the structure, guidance, and discipline in the decision-making process for the preparedness, response, and recovery capabilities during natural and/or man-made incident that the Port may encounter.

Therefore, request is being made to allow port personnel participate in the following:

Purpose: Department of Homeland Security, FEMA, Emergency Management Institute – IEMC All Hazards Preparedness and Response Training
Travel Date: April 21-24, 2014
Destination: Emmitsburg, Maryland
Participants: Raymond Santos, Transportation Superintendent
Alma Javier, Procurement & Supply Manager
Anthony Yatar, Computer Operator Specialist
Doris Blas, Computer Operator III
Travel Expense: 100% Federally Funded

I am available should you have any questions.


JOANNE M.S. BROWN



PORT OF GUAM
ATURIDAT I PUETTON GUAHAN
Jose D. Leon Guerrero Commercial Port
1026 Cabras Highway, Suite 201, Piti, Guam 96925
Telephone: 671-477-5931/35 Facsimile: 671-477-2689/4445
Website: www.portguam.com



Eddie Baza Calvo
Governor of Guam
Ray Tenorio
Lieutenant Governor

March 25, 2014

MEMORANDUM

TO: Board of Directors

FROM: General Manager

SUBJECT: Travel Authorization
: 2014 National Homeland Security Conference, May 20-22, 2014 Philadelphia, PA

For the past several years the Port Authority of Guam has been invited to attend an annual national conference that addresses all Homeland Security Grant Programs including the Port Security Grant Program (PSGP). The conference will address a number of fiscal year 2014 preparedness grant programs which FEMA's Grants Program Directorate (GPD) oversees. At the conference, GPD will be able to solicit state, local, tribal, and port input on the overall process of these grant programs. Therefore, request is being made to allow port personnel to participate in the following:

Purpose: 2014 National Homeland Security Conference
Travel Date: May 20-22, 2014
Destination: Philadelphia, PA
Participants: Joanne Brown, General Manager
Maria Taitano, Deputy General Manager (Admin/Finance)
Donna Lizama Acosta, Planner IV, Strategic Planning
Charlene Yatar, Acting Harbor Master
Enrique Conde, Engineering
Travel Expense: 100% Federally Funded

I am available should you have any questions.


JOANNE M.S. BROWN